


Local Government **ELECTION REPORT** - 2018 -



- make a difference -

Copies of this document are available from:



Electoral Commission SA

Level 6 / 60 Light Square
Adelaide SA 5000

Post GPO Box 646, Adelaide SA 5001
DX Number DX 442, Adelaide

Telephone 61 8 7424 7400
Facsimile 61 8 7424 7444
Web ecsa.sa.gov.au

ABN 99 891 752 468

© Electoral Commission of South Australia
Published 2019. All rights reserved.

No part of this report may be reproduced by any process,
except in accordance with the Copyright Act 1968.

Cover images all taken in South Australia. From left: Big Bend, near Swan Reach - Image courtesy Ben Goode; Crafers, Adelaide Hills - Image courtesy Adam Bruzzone; Kimba Silo, Eyre Peninsula - Image courtesy Michael Waterhouse Photography; American River, Kangaroo Island - Image courtesy Julie Fletcher; Adelaide Oval - Image courtesy Hirokazu Ishino; Cape Dombey, Robe - Image courtesy Mark Fitzpatrick;

Images sourced from the South Australian Tourism Commission, 2019.

Contents

Executive summary	4
Election snapshot	5
Election highlights	6
Timetable of the 2018 Council Elections	7
Abbreviations	8
PART 1: 2018 Council election report	9
1 Introduction.....	9
1.1 Legislative requirements and responsibilities	9
1.2 Representation reviews	10
1.2.1 Council structure	10
1.2.2 Elector representation	10
1.3 Timing of periodic elections	10
2 Election planning, preparation and conduct.....	12
2.1 Project and risk management	12
2.2 Stakeholder relations	12
2.3 Election materials, equipment and facilities	13
2.4 Information and communication technology (ICT)	15
2.5 Election staffing	16
2.5.1 Appointment of deputy returning officers and other electoral officers	16
2.5.2 Standards for electoral officers	16
2.5.3 Training and development	16
2.6 Education and awareness	18
2.6.1 Advertising campaign and information	18
2.6.2 Election notices	19
2.6.3 Website	20
2.6.4 Call centre	21
2.7 Roll management and enrolment	22
2.7.1 City of Adelaide automatic enrolment	22
2.7.2 Use of roll	23
2.7.3 Roll statistics	23
2.8 Candidate participation	24
2.8.1 Information for candidates	24
2.8.2 Eligibility to nominate	24
2.8.3 The nomination process	25
2.8.4 Number of candidates	27
2.8.5 Contested and uncontested elections	27
2.8.6 Candidate characteristics	28
2.8.7 Supplementary elections	29
2.8.8 Proposal for improving the nomination process	29

3	Voting activity.....	33
3.1	Issue of voting packs	33
3.1.1	Voting services	35
3.1.2	Re-issue of voting packs	35
3.1.3	Issue of voting pack due to omission in error	36
3.1.4	Ballot boxes	36
3.1.5	Return to sender voting packs (unclaimed mail)	36
3.2	Elector participation	38
3.2.1	Elector participation statistics	38
3.2.2	Rejected ballot paper envelopes	39
3.2.3	Elector participation since 2006	40
3.2.4	Elector participation per council	40
3.3	Scrutiny and count arrangements	40
3.3.1	Location and timing	40
3.3.2	HC Auto counts	40
3.3.3	Data entry counts	41
3.3.4	Voting and counting method	42
3.3.5	Proposal for changing the timetable for periodic elections	43
3.3.6	Recounts	45
3.3.7	Timeliness of results	45
3.4	Election outcomes	46
3.4.1	Periodic election summary	46
3.5	Legal and compliance	47
3.5.1	General	47
3.5.2	Complaints	47
3.5.3	Resources	50
3.5.4	Actions	50
3.5.5	Campaign donations returns	50
3.5.6	Court of disputed returns	51
3.6	Ballot paper analysis	51
3.6.1	Informal voting	51
3.6.2	Relationship between informality and other factors	53
3.6.3	Categories of informality	54
3.6.4	Outcome of analysis	55
3.7	Surveys	56
3.7.1	Surveys conducted	56

4	Election costs.....	60
5	Recommendations.....	63
5.1	Evaluation of the 2018 Council Elections	63
5.2	Legislative recommendations	64
5.3	2014 recommendations	65
6	Appendices	68
6.1	Representation reviews	68
6.2	Election staffing	71
6.3	Enrolment	73
6.4	Elector participation	79
6.5	Characteristics of candidates	81
6.6	Characteristics of current members standing for re-election	83
6.7	Characteristics of elected candidates	85
6.8	Characteristics of current members re-elected	87
6.9	Elected candidate summary results	89
PART 2 :	Election results.....	90
1.	Council election listing	91
2.	Alphabetic list of candidates	97
3.	Results of each election in council order	121
PART 3 :	Local government activity report 2018-19.....	161
1.	Certification of representation reviews	161
2.	Supplementary elections and casual vacancies	161
3.	Roll maintenance	161
4.	Cost recovery	162



American River, Kangaroo Island - Image courtesy Julie Fletcher, South Australian Tourism Commission

Executive summary

The 2018 local government periodic elections (2018 Council Elections) commenced with the close of rolls on Friday 10 August 2018 and concluded with the final formal declaration of results on Monday 19 November 2018.

These elections were the sixth periodic elections conducted under the authority of the Electoral Commissioner, as the Returning Officer for all local government elections and polls, pursuant to the provisions of the *Local Government (Elections) Act 1999* (the LGE Act).

The 2018 Council Elections were conducted for all 67 councils within South Australia to elect representatives to a total of 689 possible positions. Roxby Downs is not subject to the operation of the LGE Act, being administered under separate legislation. Voting in the elections was voluntary and via post.

At the close of rolls, the total number of enrolled electors was 1,213,862. Nominations closed at 12 noon, Tuesday 18 September 2018 with 1,374 nominations accepted resulting in 206 separate contested elections conducted by post with candidates elected under the system of proportional representation (PR).

The LGE Act provides for the appointment of persons to the roles of Deputy Returning Officer (DRO) and other electoral officers, with a range of delegations and responsibilities, to assist in the conduct of elections. The Returning Officer appointed over 1,000 electoral officers to assist in the conduct of the elections. Electoral officers were supported with in-person training, manuals and written instructions where necessary.

There were 23 elections where the number of candidates nominating was equal to the number of positions available. These elections were deemed uncontested, resulting in 48 candidates being elected unopposed. In addition, there was one election, Yackamoorundie Ward of the Northern Areas Council, that failed due to no nominations being received for that ward. A follow up supplementary election was conducted in January 2019 to fill the vacant position.

A number of new initiatives were implemented for the 2018 Council Elections which included an online nominations portal, redevelopment of election

management systems, and police checks for all DROs and Local DROs (LDRO).

Postal voting packs were issued to 1,208,858 eligible electors across South Australia with 278 variations of ballot materials. This represents an increase of 86,927 over the equivalent mail-out figure for 2014.

To encourage participation at the 2018 Council Elections, the Electoral Commission SA (ECSA) negotiated with councils an increased advertising budget for promoting enrolment and voting. The additional funds allowed ECSA to develop a more comprehensive advertising campaign including partnering with Australia Post to promote the elections at 55 Australia Post outlets and distribute multiple state-wide flyers to every business and residential address encouraging electors to participate in the elections.

ECSA's additional efforts to increase participation contributed to a moderate rise in participation, with 398,215 voting packs returned (32.94% compared with 31.99% in 2014), bucking the trend of declining participation rates in South Australian elections and around the nation. The highest participation rate was for the District Council of Kimba with 81.0% of voting packs returned, while the highest participation rate in the metropolitan area was the City of Holdfast Bay with 34.3% of electors returning their ballot material. The highest number of voting packs received for a non-Mayoral election was for the City of Mount Gambier Area Councillor with 8,229 returned, and the highest number of voting packs received for a council was for the City of Onkaparinga with 32,543 returned.

The conduct of the 2018 Council Elections was challenging and complex, with an increased number of contested elections, voting packs and participation compared to 2014. The increased number of ballot papers and candidates also increased the number of elections required to be conducted by data-entry count (42 compared with 27 in 2014).

The number of complaints regarding alleged breaches of electoral law more than doubled compared to 2014. In addition, there were two petitions lodged in the Court of Disputed Returns, one of which resulted in the petitioner being declared elected in place of another candidate.

The total cost of the elections was \$6.570 million (excluding GST) which equated to a state-wide average cost per elector of \$5.41, an increase from \$3.77 in 2014. This increase is largely due to the unavoidable cost pressures and changes in conditions over the four years between elections. Of particular note were the increased mail-out and mail return charges, including utilisation of priority postage service to ensure electors received their voting packs in a timely manner. Further, inflationary rises in costs (average of 2.6% per annum over four years), improvements in ICT systems, and higher staffing costs also contributed to the \$2.213 million increase in costs compared with the 2014 elections (\$4.357 million).

The table below provides a snapshot of election data with comparisons for each of the periodic elections from 2006 to 2018.

This report details the preparation, conduct and outcomes of the 2018 Council Elections and is presented in three parts:

- » Part 1: provides a report on the conduct and outcomes of the 2018 Council Elections.
- » Part 2: provides listings of elections by council name and of candidates and the outcome of each election.
- » Part 3: provides a local government activity report for the financial year 2018-19.

Election snapshot

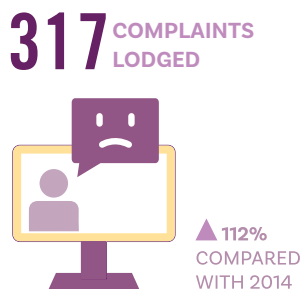
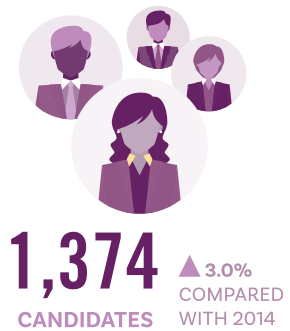
TABLE 1: Summary of periodic elections from 2006 to 2018

	2018	2014	2010	2006-07*
Councils	67	67	67	67
Voters roll				
Electors on roll	1,213,862	1,155,695	1,125,061	1,262,823
Nominations				
Contested elections	1,326	1,261	1,174	1,138
Uncontested elections	48	73	100	142
Total nominating	1,374	1,334	1,274	1,280
Elections				
Contested	206	189	194	201
Uncontested	23	42	41	55
Failed	1	3	4	3
Total elections	230	234	239	259
Participation				
Number of returned ballot packs	398,215	358,906	343,926	385,063
Percentage†	32.94%	31.99%	32.88%	31.62%
Costs				
Total cost	\$6,570,172	\$4,357,028	\$3,555,059	\$2,967,365

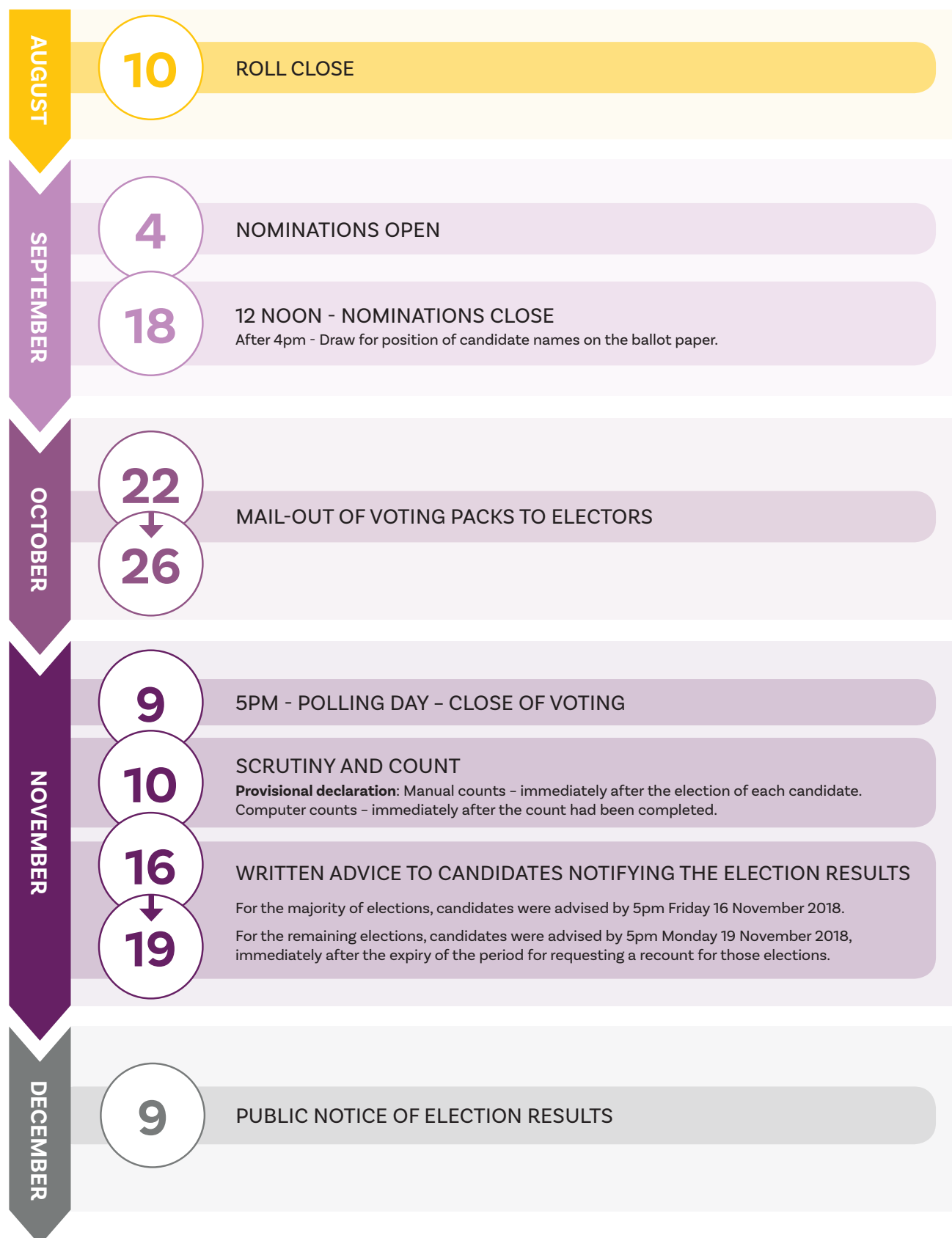
*Includes Adelaide City Council elections deferred to November 2007

†Participation percentage is the number of returned voting packs divided by the number of eligible electors for contested elections

Election highlights



Timetable of the 2018 Council Elections



Abbreviations

CLO	Council Liaison Officer
CPC	ECSA's Central Processing Centre
DRO	Deputy Returning Officer
ECSA	Electoral Commission of South Australia
EDC	ECSA's Election Delivery Committee
LDRO	Local Deputy Returning Officer
LGA	Local Government Association
LGE Act	<i>Local Government (Elections) Act 1999</i>
PR	Proportional Representation
Regulations	<i>Local Government (Elections) Regulations 2010</i>
2014 Report	ECSA's 2014 Local Government Election Report
2017 Bill	Local Government (Elections) Amendment Bill 2017

1 Introduction

1.1 Legislative requirements and responsibilities

The legislation governing the conduct of council elections comprises the LGE Act, the *Local Government Act 1999*, the *City of Adelaide Act 1998*, and the *Local Government (Elections) Regulations 2010* (the Regulations). There have been no changes to electoral provisions within the LGE Act or City of Adelaide Act since the 2010 periodic elections and therefore no impact of legislative changes on the conduct of the 2018 Council Elections.

The key elements for the conduct of council elections include:

- » Enrolment for natural persons, bodies corporate and groups of persons who own or occupy rateable property (subject to certain conditions).
- » The potential for a person to have multiple voting entitlements across different wards and councils.
- » Voluntary postal voting.
- » A PR vote counting system.

The Electoral Commissioner is the Returning Officer for all council elections and polls under the legislation and is responsible for the conduct of local government periodic elections.

The key legislative responsibilities of the Returning Officer and councils in the conduct of elections include:

- » Maintaining the council's voters roll.
- » Providing information, education and publicity on electoral matters including enrolment, method of voting and the vote counting system.
- » Promoting participation in the electoral process.
- » Appointment of electoral officers to assist in the election conduct.
- » Preparing statutory notices and ballot material.
- » Informing potential voters about candidates standing for election.
- » Mailing out ballot material, processing returned ballot material and counting votes.
- » Advising the local community about the outcome of elections and polls.
- » Administering campaign donations returns.
- » Accountability for any errors, oversights or breaches of electoral law.



Kimba Silo, Eyre Peninsula, South Australia. Image courtesy Michael Waterhouse, South Australian Tourism Commission

1.2 Representation reviews

1.2.1 Council structure

Councils are required to conduct a review of their composition and ward structure at least once during each relevant period prescribed by the *Local Government (General) Regulations 2013*. The relevant period during which each review is undertaken is determined by the Minister and published in the South Australian Government Gazette.

Since the 2014 periodic elections, the Electoral Commissioner has certified 37 reviews, with the District Council of Tumby Bay undertaking a partial review during this period that was not scheduled.

Notification of the outcomes of all reviews completed during the period were published in the SA Government Gazette prior to 1 January 2018. Changes to representation and structure came into effect from 9 November 2018, being polling day of the first periodic election held after the date of publication (as per section 12(18) of the Local Government Act).

TABLE 2: Council structures - 2018 and 2014

Councils with...	2018		2014		Change	
	No.	%	No.	%	No.	%
Mayors	52	77.6	51	76.1	1	1.5
Chairpersons	15	22.4	16	23.9	-1	
Total	67		67			
Area Councillors	35	52.2	34	50.7	1	1.5
Ward Councillors	31	46.3	32	47.8	-1	
Ward Councillors and Area Councillors	1	1.5	1	1.5	0	0
Total	67		67			

See Appendix 6.1 for certified review outcomes

1.2.2 Elector representation

Table 26 in Appendix 6.1 contains statistics on the total eligible electors, number of representatives (i.e. councillors, excluding elected Mayors or chairpersons) and electors per representative in each council at the 2014 and 2018 elections.

Being required to deliver two major election events occurring only eight months apart is extremely challenging. In many ways, the coordination of local government periodic elections is more complex than the state election. Local government periodic elections are full postal elections, involving 67 councils, geographically spread right across South Australia. There are 689 possible elected positions, from either Mayor, Area or Ward Councillor.

1.3 Timing of periodic elections

Section 5 of the LGE Act provides that local government periodic elections must be held at intervals of four years commencing from 2006. State elections are also fixed at four year intervals (section 28 of the *Constitution Act 1934*) and are held in the same calendar year as local government periodic elections.

In 2018, there were 1,374 accepted nominations, 206 contested elections with postal packs addressed and sent to 1,208,858 electors across the state. There was a key theme which emerged in all the post-election staff surveys and election project evaluations – planning and execution occurred too late. This is unavoidable due to the overlap with the state election planning and execution period.

The overlap with the state election period also poses problems with implementing the outcomes of representation reviews. Under the current scheduling arrangements gazetted by the Minister for Local Government, representation reviews are required to be undertaken by approximately half of all councils within the two years prior to a periodic election. In order for any changes proposed by council to be implemented at the next periodic elections, they must be certified by the Electoral Commissioner and gazetted prior to 1 January of the year of the periodic elections. For example, the 2016-17 reviews had to be certified and gazetted prior to 1 January 2018 in order to be implemented at the 2018 Council Elections.

ECSA's involvement in certifying the reviews can be resource intensive, which is not ideal when the end of a review period overlaps with the state election planning period. In addition, in 2017 a number of councils submitted late reviews and this included several complex multi-ward councils requiring confirmation of ward boundaries and consequent elector movements. It is not only the certification which causes difficulties – during the year immediately following certification, the redistribution of electors must be implemented on the electoral roll. However, due to high enrolment activity and the close of roll for the state election, representation review changes can only be implemented after the state election.

The changes must be implemented by July in the year of a periodic election in order for council rolls to be created based on the new structures (as close of rolls takes place in August). This provides a very

narrow time period to implement the changes. To further compound this issue, it is probable that a federal election roll close may also occur during the period close to the next state election in 2022.


Elector fatigue, confusion and the impact on elector participation should also be a factor in considering the timing of the local government periodic elections. Some council Chief Executive Officers have expressed concerns about the periodic elections being overshadowed by the state election and the effects of elector fatigue.

Ideally, the two election events should be, to the nearest extent possible, two years apart.

Recommendation 1:

Change the timing of local government periodic elections. The date should be shifted so that the periodic elections do not occur within the same year as a state election.

If the current timing of local government periodic elections remains, ECSA will need to consider alternative solutions for effective delivery of the two election events, such as a two-tiered workforce – one workforce focussed on the state election, while another workforce concurrently works on the early planning and execution of the local government periodic elections which will require additional resourcing.



2 Election planning, preparation and conduct

2.1 Project and risk management

The 2018 Council Elections were managed under a framework of 38 projects. Each individual project was structured under the following high-level processes:

- » Elections Financial Management.
- » Community Awareness and Information.
- » Election Staff Management and Training.
- » Nominations.
- » Postal Ballot Management.
- » Scrutiny, Count and Results.
- » Purchasing, Logistics and Transport.
- » Information and Communication Technology.
- » Executive Management.

The Election Delivery Committee (EDC) was ultimately responsible for making key decisions, monitoring the progress of election projects and tasks, discussing changes and, when necessary, resolving issues.

Risk management was integrated into every task assigned in ECSA's Local Government Project

Management System. Each task owner was required to identify the risks for their assigned tasks, and then identify the controls that could be put in place to mitigate those risks.

2.2 Stakeholder relations

There were many key stakeholders involved in the 2018 Council Elections.

Consistent with the approach in 2014, ECSA and the Local Government Association (LGA) worked on the development of the advertising campaign, a series of candidate briefing sessions and the development of some shared information and materials within candidate nomination packs. An advertising agency was engaged to provide creative support for the advertising campaign.

Following the success of ECSA's engagement strategies with traditionally underrepresented sectors at the 2018 State Election, efforts were focused on a similar process of targeted communication and support. The sectors included Aboriginal, hearing impaired, youth, culturally and linguistically diverse, people with an intellectual



disability, and vision impaired. Each sector had a consultative phase with various peak bodies representing both public and private organisations.

During the consultative phase, engagement strategies and sector specific distribution networks were established. Examples include:

- » Partnering with Deaf Can:Do (The Royal South Australian Deaf Society) to produce a council election Auslan video to better reach the hearing impaired and deaf community. This video was promoted through social media and various websites and was also made available to all councils.
- » Partnering with the Royal Society for the Blind to provide large print letters, audio letters and braille letters.
- » A series of consultative meetings with Aboriginal sector stakeholders such as Aboriginal Affairs and Reconciliation, Department of the Premier and Cabinet; Australian Electoral Commission, Indigenous & Community Engagement Section; and Dr Roger Thomas, Commissioner for Aboriginal Engagement.

LGA Procurement was engaged to undertake the tendering and contract management relating to the manufacturing and purchasing of envelopes and associated handbooks, translation material and forms for the elections.

Recognising that communication is integral to the success of any good partnership, a weekly CE Update for all councils was established with seventeen timely and topical newsletters forwarded to all council Chief Executive Officers, covering important areas including advertising, appointment of electoral officers, close of rolls, nominations and results. A survey of council Chief Executive Officers after the elections found that over 97% were either satisfied or highly satisfied with ECSA's communications and updates.

At the operational level, ECSA also established, appointed and trained a network of electoral officers. This network facilitated effective logistics, nominations processing, re-issue of voting materials and the scrutiny and counts within each council.

2.3 Election materials, equipment and facilities

A review of local government election materials and equipment commenced immediately after the 2018 State Election. The review included all printed materials, envelopes, forms, brochures, manuals, and scrutiny and count stationery. ECSA also began a program of servicing its fleet of letter opening and counting machines.

The significant task of procuring envelopes and handbooks, translated material and forms was shared between ECSA and LGA Procurement. LGA Procurement was appointed in February 2018 as the preferred supplier to procure and manage printing requirements. Quantities and specifications were determined and discussed with LGA Procurement. ECSA provided all the printing requirements and artwork to LGA Procurement by July 2018, with final printing concluded by September. The election branding on these items was influenced by the broader advertising campaign.

A large range of other items were designed and produced including procedural manuals for LDROs and electoral officers, nomination kits, scrutiny and count related materials, voting packs, ballot papers, candidate profile and instruction sheets.

A Central Processing Centre (CPC) was established at Wingfield for several key election activities including:

- » Preparation and storage of election materials.
- » Packing of nomination, re-issue and scrutiny and count kits.
- » Preliminary processing of returned ballot materials.
- » Re-issue of ballot materials.
- » Storage and processing of returned ballot materials prior to dispatch to councils.
- » Conduct of complex computer counts.

Nomination kits were produced and forwarded to all councils across South Australia in mid-August. Appointed electoral officers were responsible for providing nomination packs, including the relevant nomination form to interested persons. An audio-visual candidate briefing session was produced and made available via either a USB within each nomination pack or on the ECSA website.



(above) Materials included in candidate nomination packs



(above) Election kits ready for dispatch

After nominations closed on 18 September, the ballot paper and mail insertion projects began. These complex projects involved the production and insertion of ballot material for over 1.2 million electors. With 206 separate contested elections, voting packs containing between five to seven specific items were required for each election.


In order to manage risk, the printing and mail insertion tasks were split between two printing companies and two mailing houses. Ballot papers for Mayor, Area and Ward Councillor elections were printed on different coloured stock. This decision was made to assist staff at the mailing houses insert correct materials into voting packs and to reduce confusion for the electors where two or more ballot papers (Mayor and ward ballot papers) were included in their voting packs. The different

coloured ballot papers also assisted during the scrutiny and count process. Mail-out of voting packs began on Monday 22 October and concluded on Friday 26 October.

Ballot paper re-issue kits were distributed to councils in late October 2018. Appointed Council Liaison Officers (CLOs) and electoral officers were responsible for re-issuing replacement voting packs to electors in the week prior to polling day where the original voting pack was not received, lost or spoiled.

Scrutiny and count kits were distributed to councils containing stationery items, equipment and materials for the scrutiny and count of ballot papers commencing on Saturday 10 November 2018. Letter openers and counting machines were provided to most councils.

The final election kit, consisting of returned and processed ballot material was forwarded to all country councils on Friday 9 November and all metropolitan councils on Saturday 10 November. This was a large logistical delivery, supported by a contracted logistics company. All completed ballot materials were successfully delivered to enable the 9am scheduled commencement of scrutiny and counts.



(above) Ballot paper insertion machine

2.4 Information and communication technology (ICT)

For the 2018 Council Elections, ECSA ICT changed the way the CPC site was configured and backed up, as well as the way hardware was provided to LDROs. Significant redevelopment of the software systems used to manage the election processes was completed.

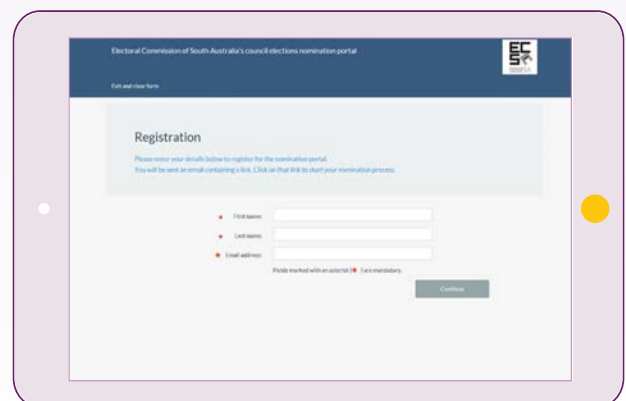
For the LDROs, ECSA prepared an 'office in a box' comprising of laptops configured with the LDRO's email and count software to assist with counting of votes, along with a printer and consumables. The single operating environment significantly reduced the number of calls to the ECSA ICT support line.

The redevelopment of election management systems used to manage the local government elections was a major project in the lead up to November 2018. This process allowed ECSA to thoroughly review the functionality of these systems as well as incorporate the latest cyber security measures.

No cyber security incidents were detected during the 2018 Council Elections.

NOMINATIONS PORTAL

For the first time, ECSA offered an online service to assist candidates in completing their nomination information and to streamline nominations processing. Candidates could complete their nomination form and candidate profile on ECSA's Nominations Portal and then print and sign the documentation before lodging with council. The nominations information could then be extracted from the portal for printing of ballot papers and profiles without the need for ECSA to manually key the information.



(above) ECSA's Nominations Portal

2.5 Election staffing

2.5.1 Appointment of deputy returning officers and other electoral officers

In accordance with Part 3 of the LGE Act the Returning Officer may appoint DROs for an area and engage other electoral officers to assist in the conduct of the elections. The Returning Officer delegates powers and functions to DROs to manage the conduct of election activities. A number of ECSA employees were also appointed as DROs and were delegated responsibility for several councils in addition to their election project commitments.

An LDRO was appointed to each of the 67 councils, 12 of whom were nominated by country councils. The recruitment of LDROs commenced in early 2018 with those who had demonstrated previous electoral experience, strong leadership, communication and computer skills identified as suitable. As 49 councils were classified as country councils, the LDRO's proximity to the council was also a key consideration in their appointment.

LDROs were provided training and support to enable them to properly discharge their responsibilities. Each LDRO was principally responsible for close of nominations, ballot paper draw, recruitment of electoral officers, and conduct of the scrutiny and count for their designated council.

All councils were invited to nominate suitable staff for appointment to the role of CLO. CLOs were delegated a number of responsibilities and were the main contact between council, ECSA and the LDRO throughout the election period.

Additional casual employees were sourced through a recruitment agency to support centrally managed functions such as the call centre and CPC operations which included the re-issue of voting packs, processing of returned postal votes and data entry of complex computer counts.

The Returning Officer appointed over 1,000 electoral officers to assist in the conduct of the elections.

2.5.2 Standards for electoral officers

All DROs, LDROs, and electoral officers completed a code of conduct requiring disclosure of political neutrality. This required a declaration that they had

no association with any political party or candidate nor had any intention to be politically active. The code of conduct also required the notification of any prior criminal history, as well as a declaration of commitment to impartiality and professionalism to the roles, responsibilities and behaviour of an electoral officer.

In addition, a criminal history check was conducted for all DROs and LDROs prior to making an offer of employment to these roles.

As a result, three electoral officers were not engaged:

- » One electoral officer due to a disclosed criminal history not meeting ECSA's required standard.
- » One CLO due to the non-disclosure of political neutrality.
- » One electoral officer at council due to being politically active.

The employment of three electoral officers was terminated when the Returning Officer was advised that:

- » A council nominated LDRO's daughter was a candidate in the same council's election.
- » A CLO's husband was a candidate in the same council's election.
- » A council nominated LDRO had failed to complete the required training.

2.5.3 Training and development

Each council was allocated an ECSA DRO as a first point of contact. These ECSA staff attended an information and training workshop in July covering internal procedures and requirements such as:

- » Advertising, public notices and proofing.
- » Nominations procedures.
- » RMANS (the electronic roll management system) and the voters roll checking procedures.
- » The mail-out of ballot material.
- » PR vote counting and ballot paper formality.
- » Scrutiny and count procedures.

The training program for LDROs and CLOs was conducted separately with a series of initial sessions scheduled prior to the opening of the nominations period.


Information in these sessions included:

- » Election responsibilities.
- » Election material, public notices and provision of material to candidates.
- » Receiving and processing nominations and candidate profiles.
- » The mail-out of ballot material.
- » Scrutiny and count, ballot paper formality, and a practical ballot paper exercise.

Several more intensive training sessions for LDROs were conducted with a major focus being 'hands-on' ballot paper formality and counting activities. These sessions were conducted over five days in late October 2018 with topics covering:

- » Staffing.
- » Use of equipment.
- » Processing returned ballot material.
- » Formality and count exercises.
- » Transmission of results and election returns.

LDROs were given additional training exercises to undertake following their training sessions, with the results provided to ECSA for assessment.



(above) LDRO counting exercise

Work Health and Safety (WH&S) requirements were highlighted at training sessions and detailed in manuals and supporting documentation. Casual support employees engaged for the CPC operations were briefed on WH&S requirements specific to their roles and the premises in which they were working.



(above) Training for ECSA DROs



(above) LDRO training session

2.6 Education and awareness

2.6.1 Advertising campaign and information

The advertising campaign for the 2018 Council Elections was delivered in collaboration with the LGA, with ECSA responsible for coordinating advertising for the enrolment and voting phases and the LGA responsible for coordinating advertising for the nomination phase.

The central creative concept of the campaign called for South Australians to ‘make a difference’ by participating in the council elections. This primary message was incorporated on all advertising material and was supported by a multi-phase approach which urged electors to ‘Be Heard’ (by enrolling) and ‘Be Counted’ (by completing and returning their voting packs).

To support an enhanced campaign to improve participation at these elections, ECSA consulted with councils and the LGA and an increase in the capped advertising campaign was agreed for promoting enrolment and voting. The costs of the advertising campaign rose by 20% compared to the 2014 elections (from \$505,000 in 2014 to \$606,000 in 2018).

In addition to placing advertising on traditional mediums such as television, radio, print, digital and outdoor options such as shopping centre signs and bus shelters, the increased advertising budget allowed ECSA to introduce innovations such as partnering with Australia Post to connect with potential voters. These included sending out enrolment and voting flyers to every business and residential address in the state, and ‘activating’ 55 Australia Post outlets with digital screens displaying advertising clips and staff wearing badges and discussing enrolment and voting with customers.

For the first time at South Australian local government elections, ECSA worked with the Royal Society for the Blind to co-design and distribute accessible information resources for electors with a vision impairment, including audio letters, braille letters, and large print letters. ECSA also partnered with Deaf Can:Do to produce an Auslan video about enrolling and voting at the council elections for electors who are deaf or hard of hearing. ECSA staff also attended 16 festivals and community events across the Adelaide region between August and November to raise awareness of the council elections through face-to-face engagement with

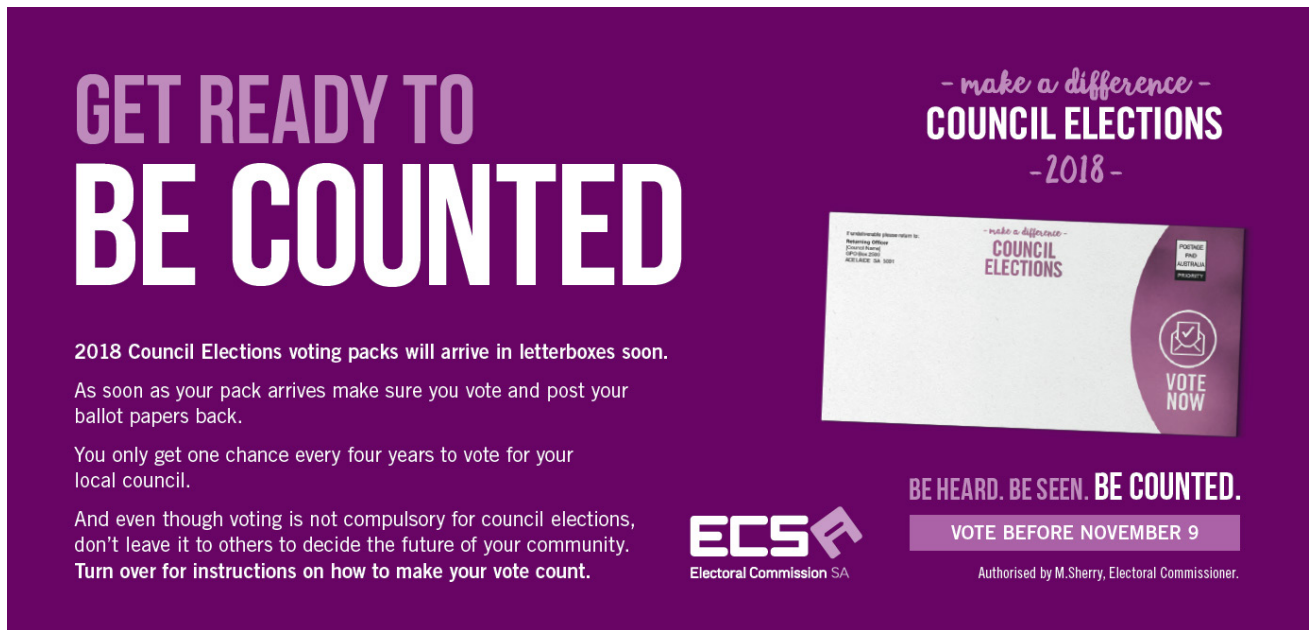
target groups such as people with a disability, carers, Aboriginal electors and electors from culturally and linguistically diverse backgrounds.



(above) Printed advertising collateral encouraging people to vote



(above) Advertisements in the Adelaide Railway Station during the voting phase



(above) A flyer sent to every household in South Australia as part of the voting phase

2.6.2 Election notices

The LGE Act prescribes the timeframes for the publication of public notices. A total of 354 public notices were placed in the Gazette and newspapers across 40 different regional and metropolitan newspapers. The newspapers used were all identified and approved by each council.

These notices informed the public of the following:

- » Close of rolls.
- » Opening of nominations.
- » Close of nominations, notification that council elections are conducted by post and details of the locations for the scrutiny and counting of votes.
- » Election results.

All notices in newspapers included the 2018 Council Elections logo which was used in the advertising campaign to ensure all materials followed consistent branding, along with each council’s logo, where appropriate.



(above) 2018 Council Elections logo

TABLE 3: Election notices

Description	Legislation	Placement	Latest Date
Close of rolls	LGE Act s15(7)(a)	Newspapers & Gazette	29 July 2018
Nominations open	LGE Act s18	Newspapers & Gazette	4 September 2018
Nominations received*	LGE Act s26(1)	Newspapers & Gazette	4 October 2018
Election to be conducted by post*	LGE Act s38 reg 11	Included with nominations received notice	19 October 2018
Place of vote counting*	LGE Act s30(2)	Included with nominations received notice	2 November 2018
Election results	LGE Act s50(3)(b)	Newspapers & Gazette	9 December 2018

*These details are combined in a single notice to reduce costs and to simplify proofing schedules and print deadlines

Close of rolls notices were generic notices common across all councils and appearing in all newspapers across the state. The nominations open notices appeared as composite advertisements, where details for multiple council elections appeared in one advertisement in the relevant newspapers.

The nominations received notices appeared in all relevant newspapers within the council areas. These notices also included standard information for all councils, including the elections being conducted entirely by post, the dates for mail-out of ballot paper packs and requirements for candidates to provide campaign donations returns.

Results notices were also published individually in the relevant newspapers.

Further to this, all the above notices were published in the Gazette within the relevant timeframes.

In a post-election submission to ECSA, the LGA stated that the costs of elections present a significant financial impact for councils and ratepayers. For the 2018 Council Elections, it cost a total of \$205,912.16 to place four types of notices in various newspapers (close of rolls, nominations open, nominations received, and results). This was in addition to \$50,253.12 spent on placing public notices in the Government Gazette. Newspaper placements are costly to councils and, in a digital age, perhaps not the most effective way to reach the public.

It is not proposed that the practice of publishing public notices in newspapers be abolished. Rather, for each public notice, the Returning Officer should have the discretion to consider the advantages and disadvantages of each medium and determine the most appropriate way to communicate the notice to the public, in consultation with councils, which might include publishing the notice on ECSA's website.

ECSA's 2018 South Australian State Election Report (the 2018 State Election Report), included a recommendation to remove the obligation for the Electoral Commissioner to publish public notices by advertisement in a newspaper.

Recommendation 2:

Remove the requirement for the Returning Officer to publish a public notice by placing an advertisement in a newspaper circulating in the area. The Returning Officer should have discretion to determine the appropriate medium to publish public notices.

2.6.3 Website

In July 2018 ECSA's website was rebranded to reflect the creative theme of the 2018 Council Elections advertising campaign and to serve as a one-stop-shop with comprehensive information and resources for candidates and voters. From August to November 2018 the website structure and content was progressively updated to align with key dates and the respective phases of the advertising campaign.

Throughout August and September ECSA's website received an average of 700 unique visitors per day. This increased to 2,000 visitors per day after the mail-out of voting packs in late October, with website traffic peaking on 11 November with 32,500 unique visitors. The total number of visits to the website between 1 August 2018 and 23 November 2018 was 649,420, with election results being the most popular page with more than 350,000 views.

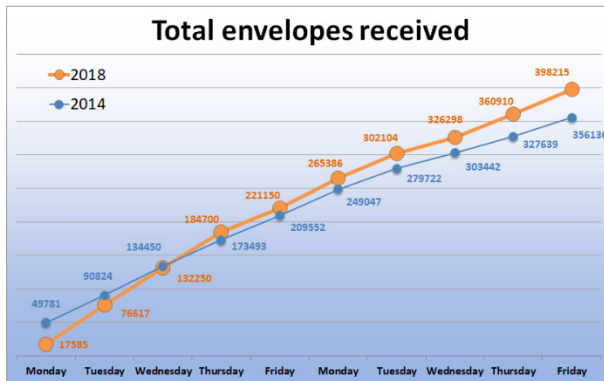
One important source of information to electors that should also be available on the ECSA website is the inclusion of all council and ward boundaries within an interactive map. Analytics shows that ECSA's state district-only interactive map received many thousands of hits in the second half of 2018, with a portion of those presumably from electors who were endeavouring to identify their local council. In pursuing an ECSA-led solution though, it should be noted that the cost of inserting council boundaries in ECSA's interactive map may cost in excess of \$10,000.



(above) ECSA's website homepage during the voting phase in late October 2018

Daily returns compared to 2014 council elections

	Received	Roll Total	Percentage
SA total	398215	1208858	32.94%



(above) ECSA's popular postal returns summary page, which was updated daily in the two weeks leading up to the close of voting on 9 November 2018

2.6.4 Call centre

A call centre was established to respond to telephone enquiries and operated for a period of six weeks from 8 October to 16 November. During this period, the call centre answered 4,949 calls. The topic of phone enquiries included eligibility for enrolment, voting entitlements, delivery of voting packs, re-issue of voting packs, vote counting system and results. Requests for the re-issue of ballot papers were referred to the CPC for action.

In contrast, for the 2014 elections, the call centre was only in operation for a period of three weeks up until close of voting and received a total of 3,327 calls.



MODERNISING ELECTORAL SERVICES

STAND-ALONE ELECTIONS EVENT WEBSITE

ECSA received feedback that it was confusing for the public and candidates to have to navigate different websites (ECSA, LGA and council) to obtain information. Candidates surveyed post-election have commented that information was at times conflicting and that they would prefer to have only one information source.

In response to this feedback, ECSA proposes to create a stand-alone, dedicated event website for the council elections to be the primary source and hub of all information.

2.7 Roll management and enrolment

Voting entitlements for council elections are established by a person's inclusion on the council voters roll. Eligibility for inclusion on the voters roll can be separated into two different categories:

- » Those enrolled on the state electoral roll within a council area are automatically included on the voters roll.
- » A natural person who is a resident, sole owner or occupier of a rateable property is eligible to be included on the voters roll. Groups or bodies corporate who own or occupy property are also entitled to be included on the voters roll and have a person vote on their behalf. Inclusion on the council voters roll is predicated on an application made to the Chief Executive Officer. The exception to this is City of Adelaide, which is governed by separate legislation providing for automatic enrolment.

Voting entitlements for the 2018 Council Elections were established as at the close of the voters roll on Friday 10 August 2018. The Electoral Commissioner is required to supply each council Chief Executive Officer, within seven days of the close of roll date, a list of electors enrolled on the state electoral roll for their respective council area.

The council Chief Executive Officer is responsible for the preparation and certification of the voters roll for their council by merging the state electoral roll entitlements with the council roll entitlements and removing any identified duplicates. An elector is only entitled to a single vote in any given election but may be entitled to vote in more than one election for the council, such as a Mayoral election and an Area Councillor election.

To assist councils in keeping their voters roll up-to-date, ECSA provides monthly information relating to additions, changes and deletions affecting the state roll. A full list of electors from the state roll is also supplied monthly.

Extensive data matching and processing procedures were undertaken to ensure the accuracy and quality of the voters roll.

2.7.1 City of Adelaide automatic enrolment

The entitlement for enrolment for the City of Adelaide should be reviewed as it introduces a method of self-identification which has been questioned by the Courts under similar voting arrangements.

Under the City of Adelaide automatic enrolment provisions, there is no requirement to identify a 'designated person' entitled to vote on behalf of a group or body corporate. Therefore, a person claims their voting entitlement at the time they complete the voting papers and declaration envelope on behalf of the group or body corporate, in a way, undertaking a form of self-identification. Kourakis CJ noted in *Richards v Paddy & Ors* [2016] SADC 11, that voting entitlements should be determined objectively and not on a 'self-identification' basis.

Voting on a self-identification basis raises issues with duplicate votes, uncertainty about the veracity of the voter and confusion around identification of the appropriate person to vote on behalf of a group or body corporate. ECSA was contacted by a number of groups and bodies corporate who were unsure as to who could complete the voting pack.

A person can only vote once in any particular election; however, it appears that many are unaware of this principle. For the 2018 City of Adelaide elections 454 duplicate votes were found which were ultimately not included in counts as the person voting had signed more than one declaration envelope. Generally, the additional votes are those being exercised, on behalf of a group or body corporate entitled to vote, by a person who has already voted in another capacity. While the democratic process is sound, the group or body corporate voting entitlement will have been diminished and a possible vote not counted if another person could have been entitled to vote on behalf of the group or body corporate. This situation could have been remedied if a designated person had been identified beforehand. If that person was already designated as eligible and already on the voters roll, the group or body corporate would have the opportunity to designate another person to vote on their behalf.

When there is no pre-identification of the natural person entitled to vote on behalf of a group or body corporate, ECSA relies on the integrity of the individual who completes the declaration and casts the vote on behalf of the group or body corporate. There is no capacity for the Returning Officer to

identify the credentials of the person or to confirm that the person is entitled to act on behalf of the group or body corporate. This results in uncertainty about the veracity of the voter. The validity of an election could be questioned when individuals without the proper authority exercise a voting entitlement on behalf of a group or body corporate.

There is also substantial administrative complexity involved with automatic enrolment – time spent by councils in ensuring there are no duplicates on the roll, and the work performed by the Returning Officer to check and remove duplicate votes.

Recommendation 3:

Abolish the City of Adelaide’s automatic enrolment.

We note that the Local Government (Elections) Amendment Bill 2017 (the 2017 Bill) already proposed to abolish automatic enrolment.

2.7.2 Use of roll

Under section 15(15) of the LGE Act, at any time between the close of nominations and polling day for an election, a candidate for the election is entitled to obtain from the council a copy of the voters roll in printed form.

Candidates have been calling for an electronic form of the voters roll. ECSA notes that the removal of ‘printed form’ from section 15 has been included as an amendment in the 2017 Bill. The

voters roll contains personal information about voters. Given the ease with which electronic data can be manipulated and disseminated, and the large number of candidates for local government elections, there is a high risk of misuse of an electronic copy of the voters roll. Therefore, if the legislation is amended so that candidates can obtain an electronic copy of the voters roll, there should be sufficient penalties for misuse of the roll.

Recommendation 4:

Provide penalties for misuse of the roll.

2.7.3 Roll statistics

A total of 1,213,862 electors were entitled to vote and included on the combined voters roll for the state, representing a 5% increase compared to 2014. Table 4 provides a comparison of total elector numbers for the HA roll and council roll since 2006.

Appendix 6.3 contains more statistics on:

- » Number of enrolled electors per council.
- » Electors on the HA roll vs council roll.
- » Number of enrolled electors per council (country).
- » Number of enrolled electors per council (metropolitan).

TABLE 4: Electors on the voters roll – 2006 to 2018

Roll	2018		2014		2010		2006-07*	
	No.	%	No.	%	No.	%	No.	%
HA roll	1,194,947	98.4	1,136,824	98.4	1,101,654	97.9	1,047,484	82.9
Council roll	18,915	1.6	18,871	1.6	23,407	2.1	215,339	17.1
Total	1,213,862		1,155,695		1,125,061		1,262,823	

* Includes City of Adelaide elections deferred to November 2007

2.8 Candidate participation

2.8.1 Information for candidates

ECSA staff delivered candidate briefing sessions at numerous metropolitan and country councils prior to and during nominations. Briefing sessions were conducted, where possible, in the evenings after 6pm to allow candidates with business hours commitments to attend.

The briefing sessions covered key topics such as:

- » The election timetable.
- » Eligibility to be a candidate.
- » Nomination procedures.
- » Candidate profile and photograph requirements.
- » Close of nomination procedures.
- » Publication of election material.
- » Illegal practices and complaint procedures.
- » The mail-out and return of voting material.
- » The appointment of scrutineers.
- » Arrangements for the scrutiny and count.
- » The vote counting system.
- » Results.
- » Conclusion of the election.
- » Campaign Donations Returns.

Nomination kits were also provided to intending candidates. The nomination kits included nomination forms, a comprehensive Candidate Handbook, and a brochure outlining the requirements for candidate profiles and photographs.

2.8.2 Eligibility to nominate

Section 17 of the LGE Act provides that a person is eligible to stand for election if they are:

- » an Australian citizen or a ‘prescribed person’; and
- » as at roll close:
 - an elector for the council area; or
 - the designated person of a body corporate or a group, either of which has its name on the council’s voters roll (the designated person must be an officer of the body corporate or a member of the group or an officer of a body corporate that is a member of the group); or
 - their name has been omitted in error from the council’s voters roll, or they are the designated person of a body corporate or a group which has had its name omitted in error from the council’s voters roll, and would otherwise be eligible for nomination.

A ‘prescribed person’ is defined as ‘a person who has held office as a member of council at any time between 5 May 1997 and the commencement of this section’ (that is, 1 January 2000). This provision was a holdover from the change in eligibility requirements when the LGE Act first came into operation, ensuring that the then current members of council, who were not Australian citizens, could stand for re-election. This is now redundant and only causes confusion for candidates. According to ECSA’s records, there was no candidate in the 2018 Council Elections who was a ‘prescribed person’.



(above) Enrol, nominate, vote advertising imagery

Recommendation 5:

Remove the inclusion of a 'prescribed person' (a member of council between 5 May 1997 and 1 January 2000) from section 17 as it is redundant.

A person cannot nominate as a candidate if they are any of the following:

- » A member of an Australian parliament (including any state or territory parliament).
- » An undischarged bankrupt or person benefiting from a law for the relief of insolvent debtors.
- » An employee of the council.
- » Disqualified from election by court order under the LGE Act.
- » Have been sentenced to imprisonment and are, or could become, liable to serve the sentence or the remainder of the sentence.

A person cannot:

- » Nominate for more than one position on a council.
- » Nominate for election to more than one council, in the event of multiple nominations, all nominations are invalid at the time of close of nominations.

There are no provisions in the LGE Act to disqualify a candidate from being elected should they become ineligible after the close of nominations. For example, a candidate could be sentenced to imprisonment or declared an undischarged bankrupt after the close of nominations. The treatment of a candidate who becomes ineligible after the close of nominations should be treated in the same manner as a death of a candidate.

Under section 7 of the LGE Act, a single vacancy election will be taken to have wholly failed if a candidate has died between the close of nominations and the close of voting. In the case of an election to fill more than one vacancy, the election will be taken to have wholly failed if two or more candidates die.

Therefore, a multiple vacancy election will not fail should a single candidate die between the close of nominations and the close of voting. In such cases, section 48(4) of the LGE Act requires any vote

for the deceased candidate to be 'counted to the candidate next in the order of the voter's preference, and the numbers indicating subsequent preferences will be taken to have been altered accordingly'.

ECSA proposes that section 7 of the LGE Act be amended so that the trigger for the possible failure of an election is either the death of a candidate or the candidate becoming ineligible (in accordance with section 17) between the close of nominations and the close of voting.

If a multiple vacancy election does not fail, due to a single candidate becoming ineligible, votes for that candidate should be treated in the same manner as votes for a deceased candidate, that is, the vote should be counted to the next candidate in the order of the voter's preference and subsequent preferences altered accordingly.

Recommendation 6:

Amend section 7 so that if a candidate becomes ineligible to stand for election, this event is treated the same way as a death of a candidate, and amend section 48(4) so that where the election does not fail, the votes for an ineligible candidate are dealt with in the same manner as a vote for a candidate who has died.

2.8.3 The nomination process

Candidates may nominate by completing and lodging a nomination form with the relevant council. For a nomination to be valid, the candidate must complete the appropriate form dependent upon whether they are entitled as an elector in their own right or on behalf of a body corporate or group.

A valid nomination must include the candidate's declaration of eligibility and be accompanied by a candidate profile. A photograph may be provided for inclusion with the prepared profile.

All nomination materials, including the candidate guide and relevant information to assist candidates to understand their rights and obligations, were available in the weeks prior to the opening of nominations on Tuesday 2 September 2018. Nomination kits were provided to each council and also made available at each of the candidate briefing sessions held throughout the state.

Nomination forms, candidate profiles and photographs could be lodged at the relevant council during business hours until the close of nominations at 12 noon on Tuesday 18 September 2018.

CANDIDATE PROFILE

To comply with the Regulations a candidate profile must:

- » be accurate and not misleading;
- » not contain prohibited commentary;
- » not contain offensive or obscene material;
- » not refer to another person who has nominated unless written permission is provided; and
- » be 150 words or less.

CANDIDATE PHOTOGRAPHS

Under section 19 of the LGE Act, a candidate may provide a photograph with their nomination.

If provided, a photograph must meet the following requirements prescribed by the Regulations:

- » be the same size as an Australian passport photograph, unless approved by the Returning Officer;
- » predominantly show their head and shoulders;
- » taken within the last 12 months; and
- » have a statement signed by the candidate on the back stating that the photograph is a photograph of the candidate that has been taken within the preceding 12 months.

PROCESSING NOMINATIONS

The current method of processing nominations is complex and time consuming. Upon receipt of a nomination, the council appointed electoral officer checks the nomination for accuracy and completeness, then scans and emails the nomination material to ECSA.

ECSA staff must then ensure the following:

- » the candidate is enrolled on or before the close of rolls date;
- » the candidate has used the correct form and that all relevant sections of the nomination form have been completed;
- » the candidate profile complies with the Regulations; and
- » the photograph (if provided) complies with the Regulations.

Candidate details and their profile content provided in the traditional printed or written form requires manual data entry into the candidate system which can give rise to errors through incorrect interpretation of content provided or inadvertent keying mistakes. To ensure accuracy of the capture of information, significant resources are expended in the task of proof-reading each and every nomination and profile so that candidates are not misrepresented through errors in the process. This is a critical risk exposure that can be managed far more appropriately allowing resources to be redirected to other critical processes.

NOMINATIONS PORTAL

For the 2018 Council Elections, an online nominations portal was introduced to assist candidates with preparing their nomination information. Candidates could enter their nomination details, their candidate profile content and upload an optional photograph directly into the portal. While the portal did not allow candidates to lodge their nomination information online, given the current legislative requirements for those documents to be signed and endorsed, it provided a more modern approach to assist candidates in preparing their nomination and profile. Once the details had been entered, candidates were able to print their nomination form, candidate profile and photograph, before signing the relevant declarations and lodging at their council.

The most significant improvement in using this approach, other than providing candidates with an assurance that all their details were complete before printing and lodging, was the significant reduction in effort required in capturing profile content for preparation of the candidate profile brochures that are included in the voting packs. All candidate details, profile content and photographs uploaded into the portal were loaded into the candidate system with no additional intervention or processing by ECSA staff other than ensuring profile content was compliant with the Regulations.

ACCEPTED NOMINATIONS

When a nomination has been accepted, a copy of the nomination form must be displayed in the principal office of the council pursuant to section 21 of the LGE Act.

Following the close of nominations, all accepted nominations within the candidate system are checked to ensure no multiple nominations have been submitted by any candidate.

As soon as reasonably practicable after 4pm on the day of the close of nominations, the LDRO undertook the following for each of their elections:

- » Announced publicly the names of candidates who had nominated.
- » Declared elected any candidates where the number of nominations received did not exceed the number of vacancies.
- » Conducted a draw by lot for each contested election to determine the order of candidate names on the ballot papers.

2.8.4 Number of candidates

The total of 1,374 candidates nominating for the 2018 Council Elections was the highest number since council amalgamations prior to the 1997 elections.

Following the close of nominations, a candidate for the City of Adelaide Area Councillor election, Mr Quentin Kenihan, sadly passed away. Questions were raised as to whether Mr Kenihan's name would remain on the ballot papers. ECSA issued a statement explaining that the LGE Act does not provide for a fresh drawing of lots or for the order of candidates to be otherwise than as determined at the original draw.

Under section 48(4) of the LGE Act, where a candidate has died between the close of nominations and close of voting and more than one candidate is to be elected, preferences for the deceased candidate must be allocated to the next preferred candidate on the ballot paper. In order to address possible misconceptions about the effect of votes for Mr Kenihan, ECSA made an urgent decision to insert an additional flyer into the City of Adelaide voting packs to explain to voters how preferences given to Mr Kenihan would be allocated.

2.8.5 Contested and uncontested elections

Of a possible total 230 elections, 206 were contested while 23 were uncontested, with those candidates elected unopposed due to the number of nominations being equal to the number of positions available. One election failed and required a subsequent supplementary election due to no nominations being received.

TABLE 5: Positions and candidates - 2006 to 2018

	2018	2014	2010	2006-07*
Positions	689	702	714	740
Candidates	1,374	1,334	1,274	1,280
Ratio of candidates to positions	2:1	1.9:1	1.8:1	1.7:1

*Includes City of Adelaide elections deferred to November 2007

2.8.6 Candidate characteristics



A summary of candidate characteristics is provided below.

- » There were more male candidates (66.9%) than females (33.0%) with one candidate not identifying as either male or female (0.1%).
- » The percentage of female candidates increased compared with 2014 (from 28.6% to 33.0%).
- » The number of candidates nominating in the younger age groups decreased significantly.
- » The highest number of candidates for these elections were from the 65+ age group, with the lowest from the 18 - 24 age group.

TABLE 6: Number of candidates by gender and age group

Age group	Male		Female		Other		Total	
	No.	%	No.	%	No.	%	No.	%
18 – 24	27	67.5	13	32.5	0	0.0	40	2.9
25 – 34	80	69.6	35	30.4	0	0.0	115	8.4
35 – 44	108	56.3	83	43.2	1	0.5	192	14.0
45 – 54	151	59.2	104	40.8	0	0.0	255	18.6
55 – 64	264	68.6	121	31.4	0	0.0	385	28.0
65+	289	74.7	98	25.3	0	0.0	387	28.2
Total	919	66.9	454	33.0	1	0.1	1374	100.0

CHART 1: Number of candidates by gender and age group

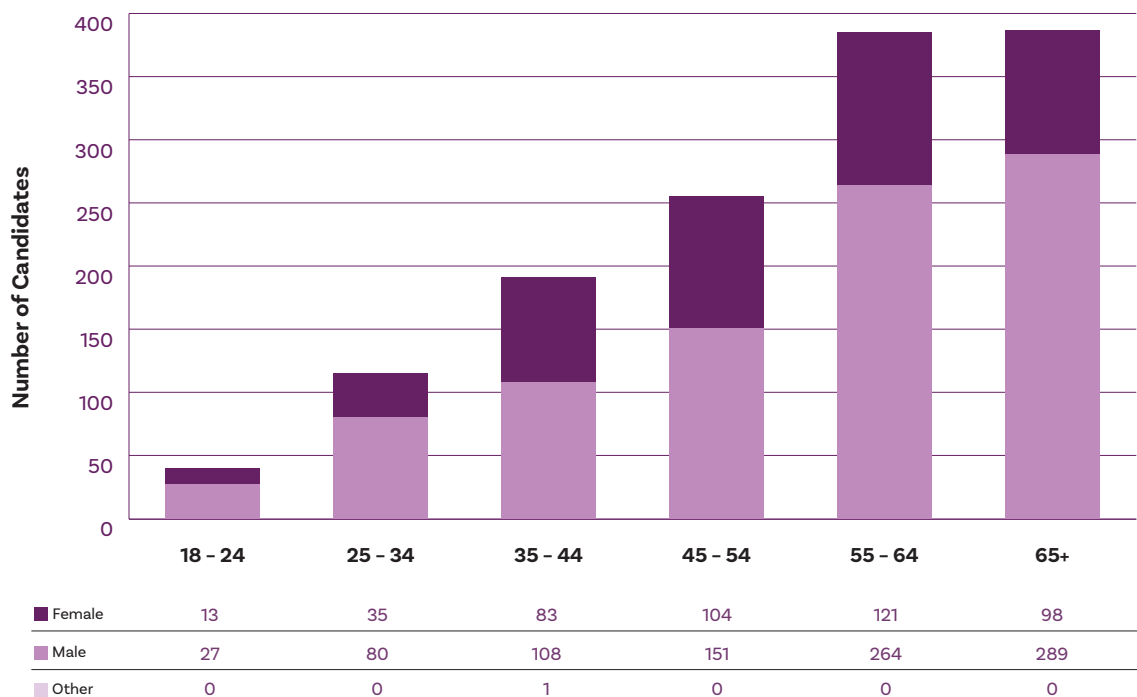


TABLE 7: Contested, uncontested and failed elections - 2006 to 2018

Type of election	2018		2014		2010		2006-07*	
	No.	%	No.	%	No.	%	No.	%
Contested	206	89.6	189	80.8	194	81.1	201	77.6
Uncontested	23	10.0	42	17.9	41	17.2	55	21.2
Failed	1	0.4	3	1.3	4	1.7	3	1.2
Total	230		234		239		259	

*Includes City of Adelaide elections deferred to November 2007

2.8.7 Supplementary elections

At the close of nominations for Northern Areas Council, there were no nominations received for the single vacancy of Councillor for Yackamoorundie Ward and the election was deemed to have failed.

As a result, a supplementary election was required to be conducted. The outcome of the supplementary election is detailed in Table 67 in Part 3 of this report.

2.8.8 Proposal for improving the nomination process

The current nomination process which involves a candidate attending the council office to lodge their nomination documentation and to view valid nominations on display at the council is rather antiquated. In addition, the publication of nominations received, prior to the close of nominations, is inconsistent with state elections and could lead to manipulation of the nomination process.

Candidates could be unduly influenced to withdraw their nomination. Candidates might also engage in ‘ward-shopping’ - withdrawing their nomination in a contested ward election and lodging their nomination in a ward where no nominations have been received. There were a number of instances in 2018 where a candidate withdrew their nomination and lodged another nomination in a different ward. This is particularly prevalent late in the nominations period.

ECSA should be responsible for publishing nomination information and believes that nominations should be published on ECSA’s website and released publicly after the close of nominations, which may include display at the council.

Recommendation 7:

Amend section 21 so that a copy of a valid nomination is not required to be displayed in the principal office of the council. The Returning Officer should be responsible for publishing nominations, after nominations have closed.



ELECTRONIC LODGEMENT OF NOMINATIONS

ECSA would like to offer modern services consistent with stakeholder expectations; however, due to legislative constraints, was not able to provide for fully online nominations. Many candidates expressed frustration at having to print and lodge their nomination information with the council after entering it into the portal. ECSA acknowledges that introducing the portal, while still requiring printed forms for signing, created significant complexity and integration issues that will be improved for future elections should the portal and online lodgement be supported as the primary

means for submitting nominations. This will also streamline the nomination process by removing the involvement of different authorities. Feedback from CLOs indicated support for a fully online nomination process and candidate acceptance appears to support such a move with 479 candidates (35%) using the portal to prepare their nomination for the first time.

The introduction of an end to end nominations portal should be provided for within the LGE Act to encourage the electronic lodgement of nominations and significantly reduce complexity and risk. A similar recommendation was made in the 2018 State Election Report.

Recommendation 8:

Prescribe a method for the electronic lodgement of nominations.

Additionally, with the Regulations requiring a candidate to endorse the back of their photograph, a move to online lodgement should instead require that a candidate make a declaration to the same effect as part of submitting their nomination online.

Recommendation 9:

Amend regulation 5 to remove the requirement for a candidate photograph to bear an endorsement on the back that it is a photograph of the candidate that has been taken within the preceding 12 months, and replace with a requirement for the candidate to make a declaration to the same effect.

WORD LIMIT ON CANDIDATE PROFILE

A candidate profile that exceeds the 150 word limit at the close of nominations will have all words after the 150th word removed from the candidate profile. Enforcing the 150 word limit was an administrative burden with ECSA staff required to manually count the words on all candidate profiles. This sometimes resulted in debates about whether a hyphenated word should be considered one word or two. This counting exercise is not an effective use of resources.

ECSA recommends imposing a character limit of 1,000 characters which equates to around 150

words. This will allow candidates to easily check the character count using programs such as Microsoft Word.

In addition, if a candidate profile had a character limit instead of a word limit, this could easily be enforced by building in a maximum character length for the profile free text field in the online nominations portal.

Should a 1,000 character limit be applied, profiles not submitted via the nominations portal will need to be submitted in electronic typed form so that the character limit can be checked. This will require an amendment to regulation 5(2)(a) which states that profiles must be submitted in typed or printed form.

Recommendation 10:

Amend regulation 5 in relation to the 150 word limit on candidate profiles and the form of profiles (which is currently required to be 'typed or printed') and provide for a limit of 1,000 characters.

RESTRICTIONS ON THE CONTENT OF CANDIDATE PROFILES

Under regulation 5(2)(iv), a candidate profile cannot comment on decisions or actions that have been made or taken by the council or on the decisions or actions of past or present members of the council. A 'comment' is taken to mean a criticism, value judgement or endorsement of a decision about a council or council members. It does not preclude statements of fact that are neutral but is intended to exclude commentary that is either negative criticism or positive endorsement.

The restrictions were introduced at the commencement of the LGE Act and were intended to have candidate profiles, delivered with voting materials to electors, free of commentary that could be subject to civil action, including defamation action brought against the Returning Officer who must publish the information. While the regulations also require that a profile must be accurate and not misleading, no action for misleading material lies against the Returning Officer because of the indemnity provided in section 28(4) of the LGE Act.

The requirement to vet profiles for prohibited commentary when processing nominations is a

complex and resource intensive process. For the 2018 Council Elections, a number of nominations were rejected due to the inclusion of prohibited commentary in a candidate profile. Where the nomination period was still open, candidates were able to amend their profile and re-lodge their nomination.

A fundamental principle in the administration of elections is that the electoral authority remains politically neutral and avoids situations that may compromise their reputation for independence and impartiality. This can be challenging either where content is subjected to regulation, such as with the current provisions relating to candidate profiles, or where content is not regulated and independence and impartiality are questioned through the association of having distributed the material.

In response to calls for them to play an active role regulating and intervening in political communications, other electoral commissions, such as the Australian Electoral Commission and the UK Electoral Commission, have expressed opposition at being placed in positions where their reputation for political neutrality could be impacted. Concerns about free speech and the dangers of gagging political communication are also regularly cited.

At the 2018 Council Elections, ECSA was placed in precisely the sort of controversial position that other commissions are so keen to avoid. Accusations of censorship voiced by candidates and the media, stemming from the enforcement of regulation 5(2)(iv), put ECSA in an unenviable position – not shared by any other electoral commission in Australia.

While removing the prohibition in regulation 5(2)(iv) would address the concerns with freedom of political communication and the need for ECSA to remain independent and impartial, it might also place the Returning Officer at risk through claims of defamation by council or past or present members of council. Therefore, the risks and benefits need to be carefully assessed in determining the most suitable legislative position on this matter.

If the current restrictions on the content of candidate profiles were to be removed, then consideration must be given to implementing legislative provisions protecting the Returning Officer against actions with respect to publication of defamatory material provided by a candidate. This might be achieved in a similar manner as the misleading provisions under section 28(4) which

provides the Returning Officer with protection for the publication of material provided by candidates that may be found to be misleading.



PENALTY FOR PUBLISHING MISLEADING MATERIAL

The current provisions under section 28 of the LGE Act provide for a maximum penalty of \$5,000 for a person who authorised, caused or permitted the publication of misleading material. Such material could be distributed, printed or published by the person under their own volition or, where the person is a candidate, it could be included within their candidate profile. While the regulations prescribe that material provided in a candidate profile must be accurate and not misleading, there is no way of ensuring that is the case prior to profiles being released publicly or distributed in voting packs.

The current maximum penalty should be a sufficient deterrent for persons distributing material during an election, however, in the case of a candidate there should be a stronger deterrent where misleading material may have contributed to them being elected.

The ultimate penalty for discouraging the distribution of misleading material where it benefits a candidate who has been elected is to provide for them to be subject to a challenge in the Court of Disputed Returns established under Part 13 of the LGE Act. Similarly, a candidate should also be subject to the same level of accountability where they have been elected and they have benefited from published material that is defamatory to other candidates.

Recommendation 11:

Amend section 73 so that the Court of Disputed Returns can, on the grounds of misleading advertising or defamation of a candidate, declare an election void, or that a candidate returned elected was not duly elected and that a candidate who was not returned was duly elected.

This will bring the LGE Act into line with sections 107(4) and 107(5) of the Electoral Act and will address some of the issues with administering the misleading provisions in relation to candidate profiles.

PUBLISHING OF CANDIDATE PROFILES

Section 19A of the LGE Act requires the LGA to publish candidate statements on the internet within 14 days after the close of nominations. This requirement was introduced following a review of the 2006 Council Elections during which candidates raised concerns regarding the restrictions on content they could put into their candidate profile. The proposal to publish candidate statements was an option to assist candidates in campaigning at minimal cost and at a time when personal internet sites and social media accounts were less prominent.

The introduction of the internet site and inclusion of candidate statements soon became problematic for the LGA for all of the same reasons regarding candidate profiles. Misleading or defamatory material contained in a candidate statement, published by the LGA, would place them in the same position as the Returning Officer should there be no restrictions. However, the LGA had no such protection against misleading material under the LGE Act as afforded to the Returning Officer.

Another concern regarding candidate statements arose from them being optional and for the great majority of candidates who chose not to submit a statement, they would have no content on the internet site alongside those candidates who had submitted a statement. To alleviate this concern, section 19A also included a requirement for the candidate profiles for all candidates to be provided by the Returning Officer for publishing on the LGA internet site.

The complexity in coordinating the publishing of candidate profiles with the LGA in such a short timeframe creates significant challenges for both ECSA and the LGA. With the maturing of social media and other online channels, through which candidates may promote themselves for election, the impediments that existed prior to 2006 are now significantly diminished.

The myriad of modern communication channels available to candidates should allow for the removal of the requirement for the LGA to publish candidate statements. Particularly where for the 2018 Council Elections candidates were only offered an opportunity to provide a link to some online content upon which they relied for campaign purposes. Should section 19A be removed, the Returning Officer should be responsible for the publishing of all candidate profiles alongside candidate details for each election on ECSA's dedicated council elections website.

This can easily be achieved by automating the publication of candidate profiles through the introduction of the online nominations portal.

Recommendation 12:

Delete section 19A to remove any requirement for candidate statements to be published and require the Returning Officer to publish candidate profiles with nominations as provided for in Recommendation 7.

3 Voting activity

3.1 Issue of voting packs

The LGE Act specifies the dates and timeframes of all key activities related to periodic elections. With regard to the issuing of voting packs, section 39 states that the Returning Officer must, as soon as practicable after the twenty-first day before polling day and no later than 14 days before polling day, issue a postal voting pack to every eligible elector. Therefore, ECSA had from the close of nominations on Tuesday 18 September until Monday 22 October to create, print, pack and distribute the 1,208,858 voting packs required for the elections.

The key dates and significant activities regarding the creation and mail-out of voting packs is summarised below.

Following the close of nominations and draw for ballot paper position on Tuesday 18 September, work was immediately commenced on the creation of ballot papers and candidate profile brochures required for each voting pack. Accuracy is paramount when producing this material and each item was subject to a rigorous quality assurance process. 206 variations of ballot papers and 1,326 candidate profiles were proof-read, checked, and approved prior to forwarding to the printing contractors for formatting and printing. Print ready proofs were provided to ECSA for a final check and approval.

ECSA conducted quality control checks onsite at the printing contractors to ensure that the material printed was true to the approved copy.

KEY DATES FOR ISSUE AND RETURN OF VOTING PACKS

SEPTEMBER

12 NOON TUESDAY 18 SEPTEMBER 2018

Close of nominations



4PM TUESDAY 18 SEPTEMBER 2018

Draw for position of candidate names on the ballot paper

OCTOBER



MONDAY 22 TO FRIDAY 26 OCTOBER 2018

Mail out of voting material to electors

NOVEMBER

5PM WEDNESDAY 7 NOVEMBER 2018

Last day for postal issue/re-issue of voting material



5PM FRIDAY 9 NOVEMBER 2018

Last day for personal issue/re-issue of voting material

Close of voting





(above) Voting packs ready for posting

Voting packs were assembled over a four week period at two commercial mail houses. Several quality control processes were implemented at the mail houses during production.

Each voting pack consisted of the following materials:

- » Ballot paper for each contested election for which the elector was entitled.
- » Brochure containing the profile for each candidate.
- » Postal voting guide.
- » Reply paid envelope.
- » Ballot paper envelope bearing a tear off declaration flap for completion by the elector.

Due to the volume of the mail-out and the requirement to meet strict legislative timeframes, meetings were held with Australia Post to schedule lodgement times for metro and country councils to ensure timely delivery to electors.

The significant volume of postal ballot materials that must be prepared and the complexity of the various combinations of inserts for 206 separate

elections placed considerable pressure on ECSA’s capacity to meet the current legislative timeframes. A proposal to adjust the election timetable to meet future demands will be discussed later in this report.



(above) Voting packs ready for mail-out

3.1.1 Voting services

All postal voting packs were dispatched using the priority mail service to provide the fastest delivery available and the reply paid envelope enclosed in the voting pack was also priority paid to ensure prompt return of ballot material. Given the current postal delivery timeframes, this gave electors a period of around two weeks to vote and return their voting packs to ECSA.

In the 2018 State Election Report, ECSA made a recommendation for a robust and secure system for the electronic delivery and return of ballot papers for electors overseas, in non-metropolitan interstate locations, as well as remote locations of South Australia. Should this system be made available for state elections, ECSA proposes that it should also be made available in local government elections for overseas electors and electors currently interstate. Given the declining postal timeframes and services, an electronic system for delivery and return of ballot papers will provide assurance that overseas and interstate voters are given adequate opportunity to vote and have their vote counted.

Recommendation 13:

Amend the LGE Act to allow ECSA to replace overseas and interstate postal voting with an electronic system for delivery and return of ballot papers.

During the elections, ECSA was contacted by a blind advocacy organisation and vision impaired electors who expressed their disappointment at the lack of tailored voting services for vision impaired electors. The Electoral Act was amended in 2017 to allow for electronically assisted voting for vision impaired electors. There are no legislative provisions for electronically assisted voting at the local government level. There should be consistency between state and local government elections, and better voting services for vision impaired

electors for local government elections. However, implementing voting services for vision impaired electors will have significant cost implications.

Recommendation 14:

Amend the LGE Act to allow for electronically assisted or telephone voting for vision impaired electors.

3.1.2 Re-issue of voting packs

Voting packs may be re-issued to electors who claim their original voting packs were not received, lost or spoiled. Electors who require a re-issue must complete a form requesting a new voting pack. No voting pack can be re-issued without a completed form including a declaration signed by the elector.

Upon receipt of a request for a re-issue, the request is recorded on ECSA’s Local Government Election Management System. The system then cancels the unique identifier on the original voting pack and replaces it with a new unique identifier for the re-issued voting pack. This process ensures that the original voting pack is cancelled and will be rejected automatically upon receipt to prevent potentially fraudulent or duplicate votes from being included in the count.

During the first week of voting, any requests for re-issue of voting material were actioned by ECSA staff at the CPC. During the second week of voting until the close of voting, the re-issue of ballot material was undertaken at council offices. Council electoral officers were provided training and instruction on how to re-issue voting packs which included contacting ECSA to ensure the election management system is updated to record a re-issue.

During the voting period, 742 voting packs were re-issued by ECSA and 922 were re-issued at councils.

TABLE 8: Re-issued voting packs – 2018 and 2014

	2018		2014	
	No.	%	No.	%
Voting packs re-issued	1,664	0.1	1,577	0.1

3.1.3 Issue of voting pack due to omission in error

Voting materials must be issued to any person, body corporate or group of persons whose name does not appear on the voters roll but claims to be entitled to vote at the election. These electors are required to complete a Request for Issue of Voting Material due to Omission in Error form.

The validity of any returned ballot paper envelope is determined by the LDRO at scrutiny.

There were 38 voting packs issued to electors claiming omission in error compared to 315 issued in 2014. Of the 38 packs, 12 were accepted and 26 rejected prior to scrutiny and count.

3.1.4 Ballot boxes

Ballot boxes and security seals were provided to all councils for receipt of ballot material during the voting period. Council appointed electoral officers were instructed to ensure that ballot boxes were constantly supervised and stored securely while on council premises.

Metropolitan councils delivered their ballot boxes directly to the CPC for processing twice during the final week of the voting period. Arrangements were made with country councils to return ballot material collected up until the end of the first week, to ECSA via express post. Ballot material received at country councils in the second week of voting was retained onsite for processing by the LDRO once voting had closed.

A total of 11,269 ballot paper envelopes were deposited in council ballot boxes across the state equating to 2.82% of the returned envelopes. This was 70 more envelopes than the total of 11,199 returned in 2014.

3.1.5 Return to sender voting packs (unclaimed mail)

As local government elections are conducted entirely by post, ECSA is reliant on the accuracy of postal data from the electoral roll. Where an elector has a postal address listed against their enrolment, this is the default address to which the voting pack is sent. It is therefore critical that an elector's postal details are up-to-date on the electoral roll.

ECSA currently has a limited ability to ensure the accuracy of the postal addresses on the electoral roll as it is up to the elector to ensure their details are correct. ECSA's advertising campaign included a strong focus on encouraging electors to check and, if necessary, update their enrolled address prior to the close of rolls. Flyers were sent to every residential and business address in the state, alongside targeted activities such as translated advertisements in 10 languages, print and digital billboards at university campuses, and commercials on catch-up (on-demand) television channels and social media platforms.

Where an elector's postal address is incorrect, ECSA is reliant on the recipient or Australia Post returning the voting pack as unclaimed mail so that the incorrect address can be actioned. Depending on the voting entitlement of the elector, returned mail details are forwarded to the Australian Electoral Commission or the relevant council so that elector details can be followed up and updated on the roll.

While there was a slight increase in the number of voting packs returned as unclaimed mail for the 2018 Council Elections, the percentage of returned mail did not increase in comparison with 2014. The return rate is in line with return rates for other mail-outs conducted by ECSA in recent times.

TABLE 9: Return to sender voting packs - 2018 and 2014

	2018		2014		Change	
	No.	%	No.	%	No.	%
Return to sender voting packs	22,151	1.8	20,325	1.8	+1,826	9.0

MODERNISING ELECTORAL SERVICES

ELECTRONIC VOTING

ECSA has received a significant amount of feedback from council Chief Executive Officers and CLOs that voting in local government elections should be via electronic means.

For parliamentary elections, South Australia does not yet have electronic voting available to all voters. It was only in 2018 that ECSA trialed electronically assisted voting for the vision impaired sector. There are many factors to consider in implementing an electronic voting system, such as:

- » Significant upfront investment and ongoing cost.
- » Security.
- » Transparency in the electoral process.
- » Secrecy of the vote.
- » Accessibility.


Security and costs are the biggest concerns. A significant upfront investment would be required and the costs of implementing and maintaining an electronic voting system would be passed on to councils. Councils have already expressed dissatisfaction about the costs of conducting elections. Further, with the current concerns in relation to electoral interference, ensuring the security of an electronic voting system presents a major challenge.

As a result of these complexities, electronic voting has not been prevalent around the world. There is currently no electoral commission in Australia that offers full electronic voting at elections. Given the convenience of postal voting, there is less cause to move towards electronic voting at the local government level in South Australia.

89% of electors ECSA surveyed post-election expressed satisfaction with the postal voting process. Further, only 53% of electors responded that they would have confidence in the security of online voting.

The Electoral Council of Australia and New Zealand (ECANZ), which is comprised of Electoral Commissioners from Australia, New Zealand and each state and territory, established an Internet Voting Working Group in 2017. The Internet Voting Working Group, which includes representatives from each of the commissions, has been tasked with identifying a framework for the development of a national internet voting system. A jointly developed internet voting system will reduce the significant investment costs for all electoral commissions involved. ECSA will continue to participate in the Internet Voting Working Group and proposes to await further developments driven by this group.

Given the many complexities of electronic (or internet) voting it is unlikely that electronic voting will be available at the next periodic local government elections. This report has not discussed in detail the issues with electronic voting as there are already comprehensive discussion papers available on this topic: on 10 September 2013 ECANZ released a paper on *Internet voting in Australian election systems*, and on 18 November 2014, the Joint Standing Committee on Electoral Matters released its *Second interim report on the inquiry into the conduct of the 2013 federal election: An assessment of electronic voting options*.



3.2 Elector participation

In the lead up to the 2018 Council Elections ECSA undertook significant promotional activities in order to increase awareness of and participation in the elections. South Australia has historically had a relatively low participation rate for council elections, even compared to other jurisdictions for which voting in council elections is also non-compulsory.

The increased advertising budget allowed ECSA to increase efforts to encourage participation, contributing to a modest but positive increase in participation, and reversing the trend of declining participation seen at the 2014 elections and indeed

at other more recent elections in South Australia and around the nation.

A total of 1,208,858 electors were eligible to vote in a contested election representing 99.6% of the total electors enrolled on the voters roll. The percentage of electors enrolled in areas where an election was not contested decreased to 0.4% down from 2.9% in 2014.

A breakdown of the eligible electors in contested elections shows 72.7% were in metropolitan elections and 26.9% were in country elections.

TABLE 10: Number of electors by contested versus uncontested elections and country versus metropolitan elections – 2006 to 2018


Election	2018		2014		2010		2006-07*	
	No.	%	No.	%	No.	%	No.	%
Contested								
Country	326,634	26.9	306,653	26.5	304,645	27.1	330,044	26.1
Metropolitan	882,224	72.7	815,278	70.5	741,487	65.9	887,658	70.3
Total contested	1,208,858	99.6	1,121,931	97.1	1,046,132	93.0	1,217,702	96.4
Uncontested								
Country	5,001	0.4	15,189	1.3	11,794	1.1	36,299	2.9
Metropolitan	3	0	18,575	1.6	67,135	5.9	8,822	0.7
Total uncontested	5,001	0.4	33,764	2.9	78,929	7.0	45,121	3.6
Total	1,213,862		1,155,695		1,125,061		1,262,823	

*Includes City of Adelaide elections deferred to November 2007

3.2.1 Elector participation statistics

A total of 398,215 voting packs were returned, representing an elector participation rate of 32.94%, which is an increase of 0.95% from 2014. This was an actual increase of 39,309 voting packs received in 2018 compared to 2014.

The 2018 Council Elections had the highest elector participation rate since 2000 (40.1%), which was the first election conducted after full postal voting was introduced for local government elections. The continuing trend of lower participation rates in metropolitan councils compared to country councils was noted with more detail provided in section 3.2.4.



(above) Rejected ballot papers stamped to indicate reason

TABLE 11: Elector participation – 2018 and 2014

	2018			2014			Change
	No.	% of issue	% of return	No.	% of issue	% of return	
Voting packs issued	1,208,858			1,121,931			86,927
Returns	No.	% of issue	% of return	No.	% of issue	% of return	No.
Accepted	391,081	32.4	98.2	351,368	31.3	97.9	39,713
Accepted omission in error	12	<0.1	<0.1	74	<0.1	<0.1	-62
Total accepted	391,093	32.4	98.2	351,442	31.3	97.9	39,651
Total rejected	7,122	0.6	1.8	7,464	0.7	2.1	-342
Total returned	398,215	32.94		358,906	31.99		39,309
Original removed (re-issued) ^(a)	48	<0.1	<0.1	81	<0.1	0.4	-33
Duplicate removed ^(b)	454	<0.1	0.1	15	<0.1	<0.1	439
Returned unclaimed ^(c)	22,151	1.8		20,325	1.8		1,826

(a) Not included in any total return figures or % as ballot material was issued to the elector twice (original and re-issue).

(b) Not included in total return figures.

(c) Not included in any total return figures or %.

3.2.2 Rejected ballot paper envelopes

A total of 7,122 ballot paper envelopes were rejected at scrutiny representing 1.8% of all ballot paper envelopes returned. This represents a 0.3% decrease from the 2014 rate.

A comparison of the number of rejected ballot paper envelopes categorised by reason is provided in the following table.

TABLE 12: Rejected ballot paper envelopes – 2018 and 2014

Reason for rejection	2018		2014	
	No.	%	No.	%
Ballot papers outside envelope	204	2.7	52	0.7
No witness	32	0.4	93	1.2
No signature	3,143	41.5	4,060	54.3
Wrong signature	715	9.4	434	5.8
Power of Attorney	20	0.3	26	0.3
Declaration envelope missing	12	0.2	19	0.3
Manual Rejects ^(a)	2,922	38.6	1,741	23.3
Rejected omission in error	26	0.3	645	8.6
Original removed	48	0.6	0	0
Other	0	0	394	5.3
Total	7,122	100	7,464	100
Duplicate removed ^(b)	454	6.0	15	0.2

(a) Manual Rejects are any declaration that cannot be identified e.g. ballot papers only or declaration flap missing.

(b) Duplicates are removed where a natural person returns more than one voting entitlement for the City of Adelaide election pursuant to Clause 4(10) of Schedule 1 under the City of Adelaide Act.

3.2.3 Elector participation since 2006

Elector participation for council elections since 2006 is shown in the following table.

TABLE 13: Elector participation - 2006 to 2018

	2018	2014	2010	2006-07*
Voting packs issued	1,208,858	1,121,931	1,046,132	1,217,702
Returned voting packs	398,215	358,906	343,926	385,063
Turn out	32.94%	31.99%	32.88%	31.62%

*Includes City of Adelaide elections deferred to November 2007

3.2.4 Elector participation per council

The highest elector participation was 81.0% in the District Council of Kimba. While this is in line with the generally high participation for country councils it was noted that local issues had increased enrolment on the council voters roll which had a flow on effect to increased participation.

Metropolitan councils continued the trend of lower participation rates. The lowest rate of voter participation across South Australia was recorded in the City of Marion with 25.5% overall. Within the City of Marion, Southern Hills Ward recorded a participation rate of 23.0%.

Appendix 6.4 contains a comparison of elector participation per council between 2018 and 2014.



(above) Returned ballot envelopes

3.3 Scrutiny and count arrangements

3.3.1 Location and timing

The scrutiny and count began at 9am on Saturday 10 November 2018, in local council venues across the state. Mayoral counts were the priority for Saturday.

The counting process first involved the removal of the declaration flaps to ensure voter secrecy. The envelopes were then opened and the ballot papers extracted. The process of removing the declaration flaps and extracting ballot papers from the envelopes can take some time to complete. The process includes a reconciliation at each stage to ensure that the total number of envelopes and ballot papers were accounted for. The checking for formality and counting of first preferences occurred within the local area for all councils except Coober Pedy, which was undertaken at the ECSA Light Square office.

3.3.2 HC Auto counts

All LDROs used 'Hare-Clark Automation' (HC Auto), a Microsoft Excel based application, to assist them in conducting their counts with efficiency, consistency and accuracy. HC Auto is a system used to assist counts conducted under the Hare-Clark counting system, which is a form of PR. During the count, LDROs keyed into HC Auto the number of ballot papers distributed at each count and the system calculated quotas, transfer values and identified elected and excluded candidates. All LDROs completed full training in both the PR vote counting system and the use of HC Auto. LDRO training exercises along with a number of other election exercises were tested in HC Auto to ensure the expected results were produced.

3.3.3 Data entry counts

Under section 55 of the LGE Act, the Returning Officer may, after consultation with council, decide to use a computer program to carry out steps involved in the recording, scrutiny or counting of votes.

Once nominations closed an analysis of all elections was conducted to identify the elections likely to be the most complex under the PR vote counting system. As the number of counts increases, so does the likelihood that a mistake will be made during the counting process. To ensure accuracy of results, EasyCount (software ECSA has licenced from the Australian Electoral Commission) is used to conduct complex counts. Preferences for each ballot paper in a complex count election are manually keyed into EasyCount which then calculates the distribution of preferences and determines the elected candidates.

Once EasyCount had been installed and configured a trial count of a previously conducted election was undertaken. This allowed ECSA to test the entire count process and to ensure the software produced the same results. ECSA employed two casual staff over two days to conduct the test. The election test count was successful and provided a further opportunity for ECSA staff to review the procedures and familiarise themselves with the count processes.

Based on the expected number of ballot papers, number of nominations and vacancies, 42 elections were deemed complex counts in 2018 and were earmarked for computer count at the CPC.

This was a significant increase from the 27 identified in 2014. To cater for the increased number of counts it was decided that the computer counts would be run over five days.

TABLE 14: Data entry counts

Area Councillor			
Adelaide	Copper Coast	Mount Gambier	Port Pirie
Barossa	Elliston	Murray Bridge	Renmark Paringa
Barunga West	Gawler	Naracoorte Lucindale	Southern Mallee
Berri Barmera	Kangaroo Island	Peterborough	Victor Harbor
Clare & Gilbert Valleys	Lower Eyre Peninsula	Port Augusta	Walkerville
Cooper Pedy	Loxton Waikerie	Port Lincoln	Whyalla
Ward Councillor			
Adelaide – Central Ward		Onkaparinga – Knox Ward	
Adelaide – North Ward		Onkaparinga – Mid Coast Ward	
Adelaide Hills – Ranges Ward		Onkaparinga – Pimpala Ward	
Charles Sturt – Woodville Ward		Onkaparinga – South Coast Ward	
Grant – Central Ward		Onkaparinga – Southern Vales Ward	
Holdfast Bay – Glenelg Ward		Playford – Ward 1	
Mid Murray – Shearer Ward		Playford – Ward 4	
Mount Barker – Central Ward		Playford – Ward 5	
Mount Remarkable – Willochra Ward		Port Adelaide Enfield – Parks Ward	



(above) Data entry for a complex count

3.3.4 Voting and counting method

Recurring feedback during candidate briefing sessions, telephone calls from voters during the voting period and a post-election survey shows varying levels of support for preferential voting and concern with the difficulties of the PR vote counting method. The allocation of preferences and complexity of the PR counting method were consistent discussion topics from candidates attending briefing sessions around the state.

Similarly, candidates and voters alike contacted the ECSA call centre throughout the election period for clarification on preferential voting and seeking an explanation of the PR system. There were some voters opposed to ranking candidates using preferences as they wanted to give candidates equal weight. Other concerns related to the preferential voting system requiring voters to allocate a specific number of preferences, in order to make a formal vote, including to candidates who they do not support.

Enquiries were also received at the conclusion of the elections from candidates who questioned why they had not been elected when they had received a higher number of first preferences than other candidates who were elected.

The complexity of the counting system meant that many candidates did not understand the election results and sought an explanation as to the final outcome.

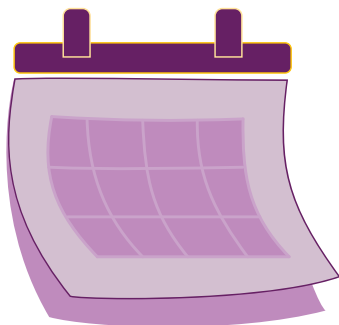
ECSA's post-election ballot paper analysis project found that the majority of informal ballot papers were most likely unintentional errors where voters recorded insufficient preferences or failed to properly sequence their preferences through the omission or duplication of numbers. In local government elections where candidates can be elected on margins of a few votes, unintentional informality can have an impact on the outcome.

Counting votes under the PR system, being a complex and protracted process, also contributes to pressure from candidates and councils seeking faster results. However, with the PR counting method requiring numerous counts to distribute preferences, particularly where large fields of candidates contest multiple vacancies, the counting process can take considerable time. For the 2018 Council Elections there were 42 contested elections deemed as complex counts as they were likely to require considerable manual effort to complete.

Due to the larger number of complex counts, compared to 27 in 2014, additional resourcing and increased time were required with some results finalised five days after close of voting. The largest number of counts recorded was for the Copper Coast Area Councillor election which required 321 counts. Of the 42 complex counts, 24 required more than 50 counts to obtain a final result, with 10 of those requiring more than 100 counts.

As indicated in ECSA's 2018 State Election Report, should current arrangements for the development and support for count software discontinue, ECSA will need to investigate alternative solutions for conducting complex counts. However, less complex counting methods would reduce the need for complex count software.

3.3.5 Proposal for changing the timetable for periodic elections



The current election timetable, specifically the limited time from close of voting to the scrutiny and count the following morning, is administratively challenging and poses a high level of risk to ECSA. Close of voting occurs at 5pm on a Friday (defined as ‘polling day’ in sections 4 and 5 of the LGE Act). The scrutiny and count must be conducted the following day (Saturday).

In order for an elector’s vote to be accepted into the count, the completed voting pack must reach the Returning Officer no later than the close of voting (5pm). To assist electors in returning their voting packs, all 67 councils were provided with ballot boxes. If the council had more than one office, additional ballot boxes were provided for those locations. In the limited period from the 5pm close of voting on Friday 9 November to the 9am scrutiny and count on Saturday 10 November, ECSA was responsible for numerous key tasks. Voting packs were received from Australia Post and multiple council locations on the final day of voting. Metropolitan councils were responsible for arranging after 5pm, the delivery of their ballot box materials to the CPC in Wingfield for preliminary scrutiny and processing. Country councils were responsible for securely transporting all their materials to a central location in their council, where the LDRO was responsible for receiving the ballot box materials and then conducting a preliminary scrutiny. The voting packs had to be scanned and then the envelope data was transmitted to the CPC for amalgamation into the Local Government Election Management System for reconciliation and reporting purposes.

Once all ballot materials were processed and entered into the Local Government Election Management System, ECSA was then required to:

- » reconcile all materials;
- » produce preliminary scrutiny reports for the 206 contested elections;
- » securely box all materials; and
- » transport reports and sensitive ballot materials to 65 separate count locations across South Australia.

The scrutiny and count locations are spread from as close as the City of Adelaide to as far away as Ceduna, Robe and Mount Gambier. It was an enormous strain on ECSA and its transport providers to perform all those key tasks in the short timeframe. There were staff who worked through the night and up until the early hours of Saturday morning to ensure that materials were ready for dispatch for the scrutiny and count.

The day after close of voting needs to be wholly dedicated to the considerably large task of arranging ballot materials for 67 councils. ECSA proposes a change to the close of voting to 5pm on the Thursday and conducting the scrutiny and count on the Saturday to provide more time for arranging the ballot material deliveries to all councils. This will ease the pressure on ECSA staff and its transport providers and provide some much needed flexibility in the massive logistical operation of securely delivering ballot materials.

If the close of voting was moved to Thursday, this would shorten the voting period by one day. The voting period should actually be extended, not shortened, to take into consideration the declining postal timeframes. Therefore, ECSA recommends extending the voting period and proposes a new timetable for key dates for periodic elections. Table 15 sets out the new proposed timetable using dates from 2018 and provides a comparison with the actual 2018 Council Elections key dates.

TABLE 15: Key dates for periodical elections - actual vs proposed timeline using 2018 dates

	Actual	Proposed	Legislation
Close of rolls	Friday 10 August	Tuesday 31 July	LGE Act s15(9)(a)
Nominations open	Tuesday 4 September	Tuesday 28 August	LGE Act s18
Nominations close	Tuesday 18 September	Tuesday 4 September	LGE Act s23(a)
Mail-out of voting packs	Monday 22 October to Friday 26 October	Friday 12 October to Thursday 18 October	LGE Act s39(1)
Deadline for application for re-issue – by post	5pm Thursday 8 November	5pm Thursday 1 November	LGE Act s39(4), s43(4)
Deadline for application for re-issue – in person	5pm Friday 9 November (close of voting)	5pm Monday 5 November	LGE Act s39(4), s43(4)
Close of voting	5pm Friday 9 November	5pm Thursday 8 November	LGE Act s5
Scrutiny and count	9am Saturday 10 November	9am Saturday 10 November	LGE Act s47(1)(b)

The proposed timeline will provide ECSA with more time to print and insert voting packs for over 1.2 million voters. In 2018, insertion was taking place right up to Friday 19 October (mail-outs commenced on Monday 22 October). While almost 730,000 voting packs had been completed by Thursday 11 October, the remaining 480,000 were completed in the final week before the commencement of mail-outs. Having additional time to insert ballot materials will reduce the time pressure, provide a safety net for unforeseen delays, and accommodate increased printing and insertion numbers with the growing electoral roll. The timeline also provides voters with a longer minimum voting period, increased from two weeks to three weeks, however, the nomination period has been shortened to one week.

With the proposed Nominations Portal, the nominations process will be streamlined, therefore, candidates should not be significantly impacted by the shorter nomination period. Re-issue deadlines have also been adjusted in the proposal because, again, declining postal timeframes need to be considered. It is proposed that the deadline for receipt of re-issue applications by post is moved from the day before close of voting to seven days before. This is a more realistic timeframe for voters to receive and send back their re-issued voting packs. For re-issue applications made in-person, it is suggested that this is amended from close of voting to three days before close of voting. This will avoid the rush after close of voting, with metropolitan councils having to arrange delivery of their ballot box to the CPC or country LDROs having to attend council to conduct a preliminary scrutiny, and scan and send the envelope data to ECSA for further processing.

If the proposed timeline is to be implemented, the following amendments are required:

- » Amend section 18 so that the Returning Officer must not later than 14 days before the day on which nominations close give public notice stating the vacancies to be filled and inviting nominations of candidates during the period that ends seven days before close of nominations.
- » Amend section 23(a) so that nominations close on the fifth Tuesday after close of rolls instead of the sixth Tuesday.
- » Amend section 39(1) so that the Returning Officer must, as soon as practicable after the twenty-eighth day before polling day (instead of the twenty-first day), issue postal voting papers.
- » Amend sections 39(4)(a) and 43(4)(a) so that applications for re-issues made by post must be received by the Returning Officer no later than 5pm on the seventh day before polling day (instead of the second business day).
- » Amend sections 39(4)(b) and 43(4)(b) so that applications for re-issues made personally must be received by the Returning Officer no later than 5pm on the third business day before polling day (instead of the second business day).
- » Amend section 5 so that voting for periodic elections close at 5pm on the second business day before the second Saturday of November (instead of the last business day).
- » Amend section 47(1)(b) so that the scrutiny and count takes place on the second day following polling day (instead of on the day following polling day).

Recommendation 15:

Change the timeline of key dates for periodic elections.

3.3.6 Recounts

Under the provisions of section 49 of the LGE Act, unsuccessful candidates may request a recount within 72 hours of the provisional declaration. The Returning Officer may also initiate

a recount, without request, if they so determine. In determining whether a recount should be undertaken, the Returning Officer requires that such requests provide information that would support consideration for granting a recount. Recounts are not generally granted automatically on the grounds of a close result.

Of the 28 requests for recounts received following the provisional declarations, six recounts were granted. None of the recounts resulted in any change to the candidates elected.

TABLE 16: Recounts

Council	Election	Date of Recount	Location of Recount	Changes to original results	Changes to original formal count	Changes to original informal count	Changes made to those elected
District Council of Ceduna	Mayoral	13/11/2018	Council	No	-	-	No
Charles Sturt City Council	West Woodville Ward	14/11/2018	Council	Yes	4	3	No
District Council of Cleve	Area Councillor	14/11/2018	ECSA	No	-	-	No
City of Port Adelaide and Enfield	Port Adelaide Ward	13/11/2018	Council	Yes	2	-	No
City of Marion	Woodlands Ward	13/11/2018	Council	No	2	-1	No
City of Salisbury	North Ward	14/11/2018	Council	Yes	9	0	No

*Changes to original formal count includes changes to the total number of formal ballot papers and ballot papers moved between candidates

3.3.7 Timeliness of results

The timeframe for results were as follows:

- » Mayoral – 40 counts were completed on the first day of counting, and the last one completed the following day.
- » HC Auto – 46 ward and at-large counts (37%) were completed on the first day of counting and the remaining 77 (63%) were completed the following day.
- » Data entry counts – all 42 counts completed by Thursday 15 November.
- » Recounts – all six completed by Wednesday 14 November.

Final results were confirmed in writing to Council Chief Executive Officers and candidates on Friday 16 November and Monday 19 November.

MODERNISING ELECTORAL SERVICES

NEW RESULTS SYSTEM

ECSA published the 2018 Council Election results on its website, a change from previous elections where the results were published on the LGA website. This substantially streamlined the process and given the benefits of this approach, ECSA plans on publishing results on its website for all future council elections.

Out of the 897 candidates who responded to the post-election candidate survey, only 60% of candidates were satisfied with the timeliness of results. Despite the information provided by ECSA in candidate materials and briefing sessions

on the complexity of the count process and the expected timeframes for election results, there were expectations that all results would be known on the Saturday of the scrutiny and count and that ECSA's website would be updated to provide a 'real-time' results feed. ECSA's local government results system requires manual data entry of results prior to publishing results to the website. ECSA is investigating a new results system for state elections and aims to implement an all-encompassing results system to be used for both state and local government elections, providing timelier results, in a more user-friendly format.

3.4 Election outcomes

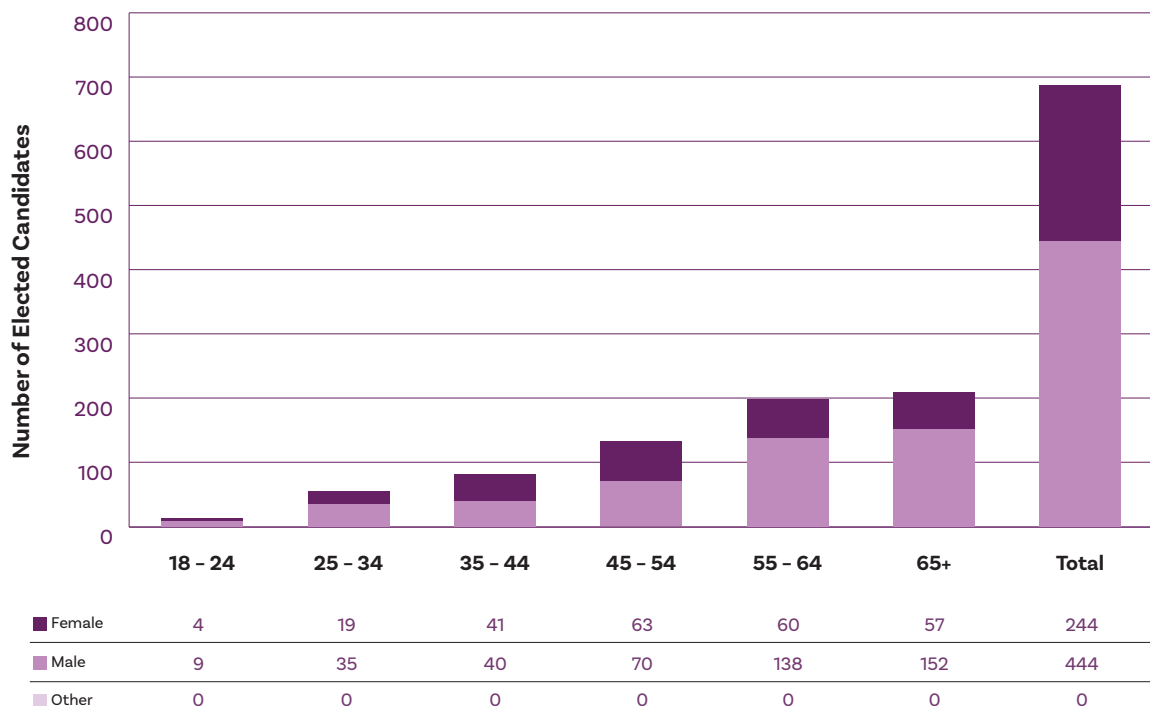
3.4.1 Periodic election summary

A summary of election outcomes is provided below:

- » The majority of elected candidates were male, representing 64.5% of elected members. This is slightly lower than both the proportion of males nominated as candidates (66.9%) and the proportion of elected members (70.7%) for the 2014 elections.
- » The age group with the highest rate of elected candidates overall, were the 65+ age group (at 30.4%). The 65+ age group was also the most represented age group among nominated candidates (at 28.2%). In comparison, the 45-54 and 55-64 age groups had the equal highest rate of elected candidates in 2014.
- » 42.3% of elected Mayoral positions were female – a significant increase from the 13.7% of female Mayors elected in 2014 and 22.4% in 2010.
- » The lowest proportion of elected candidates were the 18-24 and 25-34 age groups (1.9% and 7.8% respectively). The proportion of elected members for the 18-24 age group decreased compared with 2014 (6.1%). The 25-34 age group also showed a slight decrease compared with 2014 (from 10% elected in 2014 to 7.8% in 2018).
- » The age group with the greatest change in proportion of elected members since the 2014 elections is the 65+ age group which increased from 6.3% to 30.4%.
- » The proportion of elected female candidates in country councils increased from 26.9% in 2014 to 31.2% in 2018 and in metropolitan councils increased from 33.7% to 43.5%.
- » The overall rate of female candidates elected to a position represented 35.5%, a higher rate than the 33% standing as candidates.
- » Out of the 454 female candidates nominating, 244 were elected representing a success rate of 53.7%. Out of the 919 male candidates nominating, 444 were elected representing a success rate of 48.3%.



CHART 2: Number of elected candidates by gender and age group



3.5 Legal and compliance

3.5.1 General

The Electoral Commissioner may exercise the following powers under the LGE Act:

- » Investigate any matters concerning the operation or administration of the Act, including a matter that may involve a breach of the Act.
- » Where electoral material contains a statement purporting to be a statement of fact and that statement is found to be inaccurate and misleading to a material extent, request that material be withdrawn from publication and/or request that the publisher publish a retraction, in a specified manner and form.
- » Issue a formal reprimand to a person who, in the opinion of the Electoral Commissioner, has been guilty of a breach of the Act.
- » Bring proceedings for an offence against the Act.

3.5.2 Complaints

During the 2018 Council Elections, ECSA received a significant number of complaints about alleged breaches of the LGE Act. To establish how complaints would be managed, a complaints protocol was published for the 2018 Council Elections and included in both the Candidate Handbook and on the ECSA website. For those wishing to lodge a formal complaint, the protocol required that:

- » the complaint be lodged on a complaints form;
- » the complaint establish the facts which are the basis of the allegation; and
- » that evidence be provided supporting the alleged electoral offence.

Consistent with previous events, a large number of complaints were received at the 2018 Council Elections with 371 alleged breaches of the LGE Act requiring investigation. This compared with 175 alleged breaches in 2014. Reasons for this increase may be the larger number of candidates contesting the election and the growing use of social media.

TABLE 17: Complaints and percentage change 2014 to 2018

	2018	2014
Formal complaints lodged	371	175
Percentage change from previous	112%	-

The 2018 Council Elections was the first event at which material criticising the LGA was published, resulting in the LGA lodging a complaint against the publisher. Similarly, a number of council employees appointed as electoral officers also became engaged in behaviour, such as lodging complaints, which could call into question the independence of the elections. Should this continue to occur in future elections, consideration will need to be given as to how such matters might be addressed.

The following table provides a breakdown into categories of the alleged breaches.

TABLE 18: Complaints lodged by category 2014 to 2018

Nature of complaint	Number received	
	2018	* 2014
Misleading material (s28)	145	74
Authorisation (s27)	113	65
Violence/Intimidation/Bribery/Fraud (ss57 and 58)	78	13
Other	35	23
Total	371	175

* 2014 figure re-categorised

MAJOR THEMES

The major themes of the 2018 complaints are outlined below.

Misleading Advertising

Under section 28 of the LGE Act it is an offence for electoral material to contain a statement purporting to be a statement of fact that is inaccurate and misleading to a material extent. Many complainants do not understand section 28. For a breach of section 28 to be found, published electoral material must contain a statement purporting to be a statement of fact and this statement of fact must be inaccurate and misleading to a material extent. An opinion or a prediction of the future cannot be a statement of fact.

The complainant must provide supporting evidence that the statement is inaccurate and misleading to a material extent. Once this evidence is reviewed

by ECSA, the publisher is given the opportunity to provide supporting evidence that their statement is true. An assessment is then made on the evidence provided and a determination made.

Of the 145 complaints received under section 28, 76 complaints were found not to be in breach, 24 had insufficient evidence, 24 retractions were requested, 27 requested to cease further publication, and in 12 cases amendments to the material were sought. Five matters were referred to the Crown Solicitor's Office for investigation.

The Electoral Commissioner cannot take any other actions during an election other than request that the publisher withdraw the material or publish a retraction. A prosecution process which takes place after the election is of little consolation to a candidate who has been adversely affected by misleading material. There should be a timelier way to resolve issues of misleading material.

The legislation should provide the Electoral Commissioner with power to apply for a court injunction, in a similar manner as under section 113 of the Electoral Act, to reduce the risk of misleading material remaining in the public sphere and causing irreparable damage. The Commissioner should also have the power to apply for injunctive relief for breaches of section 57 (violence, intimidation and bribery). For efficiency, the Commissioner should be able to apply for an injunction through the South Australian Civil and Administrative Tribunal (SACAT) instead of Court.

Recommendation 16:

Provide power for the Electoral Commissioner to apply to SACAT for an injunction for breaches of sections 28 and 57.

Authorisation

Section 27 requires that a person must not publish electoral material or cause electoral material to be published unless the material contains the name and address of the person who authorises publication of the material and in the case of printed material, the name and address of the printer or other person taking responsibility for it.

There were 113 complaints received for unauthorised material. A majority of the complaints related to a failure to understand social media authorisation requirements, inadvertently failing

to authorise material or omitting the printer's details. This is despite guidance provided by ECSA during candidate briefing sessions and in candidate nomination kits. Two matters were referred to the Crown Solicitor's Office for investigation.

When ECSA receives a complaint about unauthorised electoral material, it is assessed, and where it is determined that a breach of section 27 has occurred, ECSA will contact the person believed to be the publisher of the material and request that the material be authorised.

An issue that arose was candidates using a particular online-based printer with no physical address. These candidates were unable to strictly comply with section 27(1)(b). It should be sufficient for the name and contact details (e.g. website address) of the printer to be provided.

Recommendation 17:

Amend section 27(1)(b) so that only the name and contact details of the printer or other person responsible for undertaking the production of printed material needs to be included on the electoral material.

With the increasing use of social media in election campaigning, ECSA received a large number of complaints in relation to authorisation of electoral material on social media. To comply with section 27, candidates were required to include an authorisation on each social media post and comment they made. This is an unnecessary administrative burden. In addition, some social media platforms have character limits which cause difficulties in complying with authorisation requirements. Where there is immediate access to authorisation information by a viewer of electoral material, it should be regarded as being contained in the electoral material for the purposes of section 27. For example, any tweets made by a Twitter account will be linked to the profile information for that account. Consequently, authorisation information contained in the profile of the Twitter account should be sufficient to authorise posts made by the owner of that account.

Recommendation 18:

Provide a specific provision for authorisation of electoral material published on social media so that where authorisation information is easily accessible on the social media platform by a viewer of the electoral material, it meets the authorisation requirements of section 27.

'Electoral material' is defined in section 4 as 'an advertisement, notice, statement or representation calculated to affect the result of an election or poll'. Because all electoral material is required to be authorised under section 27, a broader range of material is required to be authorised under the LGE Act when compared with the Electoral Act which only requires 'electoral advertisements' to be authorised.

The LGE Act requires not only advertisements, but also any 'statement or representation' that can be regarded as being calculated to affect the result of an election to be authorised. This means that any commentary on a candidate or an election could fall within the definition of 'electoral material' and need to be authorised even where that commentary only occurs in what was intended to be a private conversation amongst family or friends.

During the 2018 Council Elections, in response to a complaint, ECSA was required to request that a residents' Facebook group authorise their Facebook page. The residents group had no association to any candidates and merely shared a media post relating to the election, along with a comment to the effect that the current situation should be considered when voting.

Whilst it is recognised that it is important to require authorisation of any material that would be subject to the obligations of section 28, the scope of the authorisation requirements under the LGE Act as it stands is too broad in that it potentially includes what are intended to be personal and or private communications and needs to be narrowed.

Any amendments in this context would need to be mirrored for section 28 to ensure the enforceability of the obligations in that section.

Recommendation 19:

Narrow the scope of the electoral material authorisation requirements under section 27 and make consequential amendments to section 28.

VIOLENCE/INTIMIDATION/BRIBERY/FRAUD

Of the 78 complaints lodged relating to sections 57 and 58, all except two were allegations of bribery. Following assessment, 61 were considered not to be a breach, three were not substantiated and in the remaining 12 cases warnings were issued.

A particular feature of the 2018 Council Elections was the significant increase in complaints alleging bribery in relation to candidates conducting free morning teas and sausage sizzles. These types of allegations accounted for one in five of all complaints lodged. The definition of 'bribe' under section 57 of the LGE Act refers to '*any pecuniary sum or material advantage including food, drink or entertainment*'.

The overwhelming majority related to candidates offering tea, coffee, morning tea, sausage sizzles and similar things that could be described as low value hospitality or refreshments. There are various views as to whether such items should be excluded from the definition of a bribe as it raises criticism within the community when these types of hospitality and refreshments are considered a bribe.

However, that is not to say food and drink does not have the potential to influence a vote. Treating a person to alcoholic drinks, lavish meals or inviting them to other functions where they may receive hospitality or be entertained may be a different matter.

A solution may be to impose a value threshold for items such as food, drink, entertainment or similar items within the definition of bribe or to prescribe certain classes of items or activities within the Regulations.

The value of items that can be excluded for a definition of bribery is dealt with in Tasmania, through section 188 of the *Electoral Act 2004* (Tas). The Tasmanian provision deals with '*electoral treating*' and excludes from the definition any '*food, drink or entertainment if the value...does not exceed three fee units*', which amounted to slightly less than \$5 for the 2018-19 financial year.

ECSA recommends amending section 57 to exclude from the definition of a 'bribe' any food, drink or entertainment where the value is less than a prescribed value (for example, \$10.00). Specific classes of items or activities might also be considered for inclusion within the Regulations.

Recommendation 20:

Exclude any, food, drink or entertainment below a prescribed value from the definition of a bribe.

OTHER

The 35 complaints categorised as other, related to allegations concerning other sections of the LGE Act or other Acts.

None of these complaints were substantiated.

3.5.3 Resources

Dedicated ECSA staff managed the complaints handling process. Each complaint required the exchange of multiple letters and the increased number of complaints lodged was an onerous task to manage. Further, recording complaints was undertaken manually and a complaints management system will be required for future events.

The Crown Solicitor's Office provides legal advice to the Electoral Commissioner on complaints and investigative matters during election periods. Seven solicitors within the Crown Solicitor's Office assisted with election complaints for the 2018 Council Elections. ECSA thanks the Crown Solicitor's Office for its valuable and timely assistance during the elections.

3.5.4 Actions

The LGE Act empowers the Electoral Commissioner to bring proceedings for an offence against any breach of the Act (section 92) and to request that misleading material be withdrawn from further publication and/or to seek a retraction of the published material (section 28). Prior to prosecuting offences an attempt to remedy the situation is encouraged.

For the 2018 Council Elections several matters were referred to the Crown Solicitor's Office for investigation.

3.5.5 Campaign donations returns

Under section 81 of the LGE Act, every candidate for an election is required to lodge a Campaign Donations Return with the council within 30 days of the conclusion of the election, setting out details of donations received. The return is required even if a candidate received no donations during an election.

Candidates contesting elections for the City of Adelaide must lodge a Campaign Donations Return and a Campaign Expenditure Return (section 23 City of Adelaide Act).

A total of 91 candidates failed to lodge a Campaign Donations Return by the due date. Of these candidates:

- » 42 lodged after the due date but before receiving a reminder from the Council Chief Executive Officer under section 86 of LGE Act.
- » 43 lodged in response to receiving a letter from the Council Chief Executive Officer.
- » Six were referred to the Electoral Commissioner for further action, with one outstanding return the subject of further action.

3.5.6 Court of disputed returns

There were two petitions made to the Court of Disputed Returns. Both petitions were in relation to elections within the City of Port Adelaide Enfield: one for Outer Harbor Ward and one for Parks Ward.

OUTER HARBOR WARD

An error occurred during the count conducted for the Outer Harbor Ward. Due to a manual data entry error, the wrong number of first preference votes for candidate Mr Adrian Wotton was recorded in the HC Auto count software. Unfortunately, an electoral officer did not undertake two important quality checks which is why this error occurred in the Outer Harbor Ward election, and not in any of the other 205 elections.

This human error resulted in Mr Wotton being erroneously declared elected. ECSA subsequently identified the data entry error and a fresh count was conducted for the Outer Harbor Ward. The fresh count revealed that Mr Peter Jamieson should have been elected in place of Mr Wotton.

ECSA supported Mr Jamieson in lodging a petition in the Court of Disputed Returns. A ruling was made at the directions hearing that Mr Jamieson be duly elected.

The miscount was a deeply regrettable error. ECSA once again sincerely apologises to those affected by the error, specifically Mr Wotton and Mr Jamieson. ECSA has thoroughly investigated and assessed the matter and has put in place measures to prevent the same error from occurring in future elections.

The LGE Act does not allow the Electoral Commissioner to lodge a petition in the Court of Disputed Returns. As a result, ECSA could only support Mr Jamieson's petition in relation to the error in the Outer Harbor Ward election. ECSA paid for the costs in relation to Mr Jamieson's petition, however, given that ECSA had identified the error and acknowledged that Mr Jamieson should have been elected instead of Mr Wotton, it would have been appropriate for the Electoral Commissioner to lodge the petition in a similar manner to that under the Electoral Act.

Recommendation 21:

Allow the Electoral Commissioner to lodge petitions in the Court of Disputed Returns.

PARKS WARD

A petition was lodged requesting a recount of the votes for the Parks Ward. However, this petition was withdrawn after the directions hearing at which the petitioner was advised that the Court did not have the power to grant a recount.

3.6 Ballot paper analysis

3.6.1 Informal voting

Within each voting pack was a Postal Voting Guide providing key election information including instructions on how to vote. In addition, custom instructions were provided at the top of each ballot paper, these voting instructions outlined the exact number of preferences required for the vote to be formal.



For the 2018 Council Elections there was a total of 16,643 informal ballot papers, representing an overall rate of informality of 2.3%. This rate is unchanged from the 2014 elections.

TABLE 19: Rate of informality change 2006 to 2018

	2018	2014	2010	2006-07*
Informal ballot papers	16,643	13,430	11,358	13,648
Formal ballot papers	715,374	577,029	569,345	655,606
Informality	2.3%	2.3%	2.0%	2.0%

*Includes City of Adelaide elections deferred to November 2007

TABLE 20: Informality by position and location

Position	Country			Metropolitan			State-wide Average
	Lowest	Highest	Average	Lowest	Highest	Average	
All positions	0.0	6.5	2.0	0.3	8.5	2.4	2.3
Mayoral	0.1	0.9	0.5	0.3	1.1	0.8	0.7
Councillor							
All councillors	0.0	6.5	3.1	1.5	8.5	4.0	3.7
Area Councillor	0.4	6.5	4.0	3.7	5.0	4.2	4.0
Ward Councillor	0.0	4.0	1.7	1.5	8.5	4.0	3.6



3.6.2 Relationship between informality and other factors

Informality varied greatly in elections around the state, ranging from 0.0% to 8.5% with a state-wide average of 2.3%.

Informality was lowest in elections to fill single vacancies (predominantly Mayoral elections) which required only a single first preference to be formal.

Electors in metropolitan councils were more likely, on average, to record and return an informal vote (at 2.4%) as compared to electors in country councils (at 2.0%).

The top five highest rates of informality were recorded in metropolitan ward elections with the sixth highest rate of informality being recorded in a country area election. The six elections with the highest rates of informality were:

- » West Woodville Ward in the City of Charles Sturt (8.5%).
- » North Ward in the City of Salisbury (7.8%).
- » Para Ward in the City of Salisbury (7.7%).
- » Hills Ward in the City of Salisbury (7.1%).
- » Klemzig Ward in the City of Port Adelaide Enfield (7.0%).
- » Area Councillor election in the District Council of Coober Pedy (6.5%).

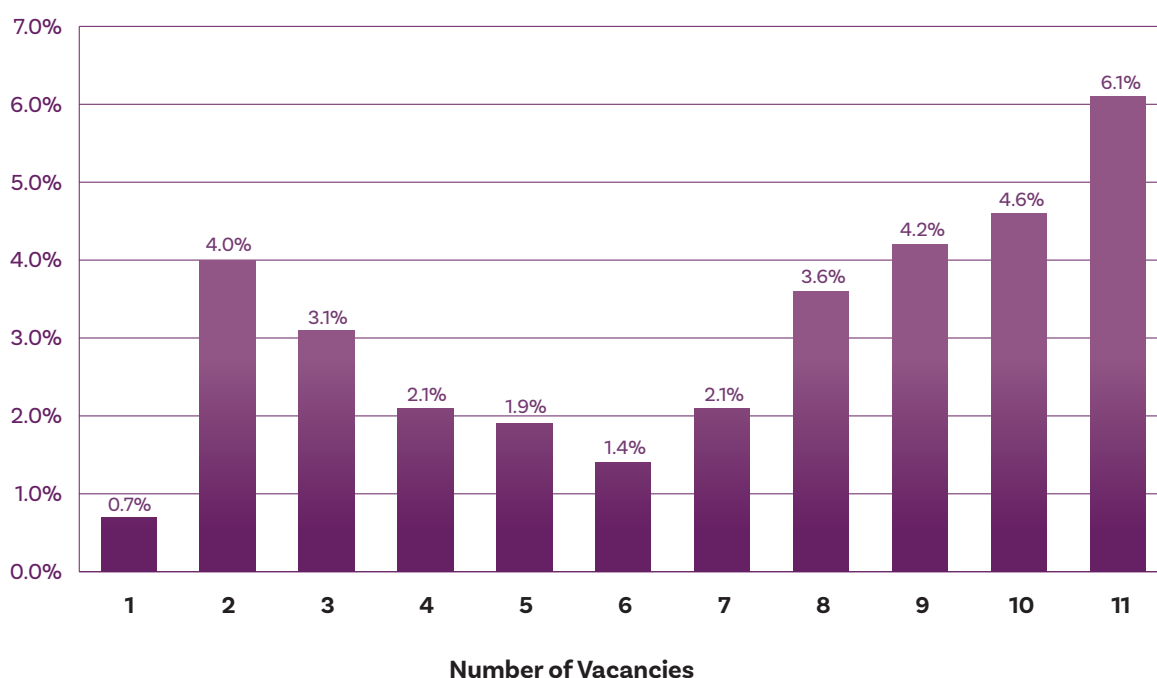
Generally, the number of vacancies to be filled is a factor in informality as it determines the minimum number of candidates for which an elector must express a preference.

Under section 45(1) of the LGE Act, each elector must mark consecutive preferences for at least as many candidates as the number of vacancies to be filled, without duplication or omission of a preference. Therefore, it is expected that the more preferences required to be numbered, the more likely it is for the elector to make an error or cease giving preferences prematurely.

However, this does not explain the high levels of informality in a number of elections with small numbers of vacancies, such as the five highest metropolitan ward elections described above.

The following chart highlights unexpected levels of informality for elections with between two and three vacancies. The largest contributing factor to the rates of informality are due to unacceptable preferences – electors either marking a single preference or insufficient preferences (refer to Table 22).

CHART 3: Informality by number of vacancies to be filled



For those metropolitan ward elections with the highest rate of informality, each to elect two candidates, around two-thirds of informal ballot papers in these elections contained a single preference. In all of these cases there was also a Mayoral election with instructions to allow for a single first preference. Should an elector mark their ward ballot paper in the same manner, where there are two vacancies or more, the ballot paper will be informal.

3.6.3 Categories of informality

An audit and analysis of informal ballot papers was conducted after the elections. Ballot papers were sorted into seven broad categories to identify which factors most influence informality and to assist in developing strategies to reduce the incidence of informal voting in future elections.

The elections were selected to broadly represent the composition of the entire state in terms of numbers of vacancies, numbers of candidates, country elections and metropolitan elections.

TABLE 21: Elections selected for analysis

Position	Country		Metropolitan		State-wide
	Elections	Informality	Elections	Informality	
All positions	25	1.5%	57	2.8%	82
Mayoral	5	0.4%	5	0.8%	10
Councillor					
All councillors	20	2.4%	52	4.0%	72
Area Councillor	7	3.4%	1	3.9%	8
Ward Councillor	13	1.7%	51	4.0%	64

Of the 82 elections selected for audit and analysis, five were from metropolitan Mayoral elections, five were from country Mayoral elections, eight were from Area Councillor elections, 13 were from country ward elections and the remaining 51 were from metropolitan ward elections.

A total of 7,374 ballot papers were examined as part of this process.



TABLE 22: Rate of informality by category - 2018 and 2014

	2018	2014
Categories	%	%
ASSUMED INTENTIONALLY INFORMAL	17.4	23.1
1 Blank	11.3	15.7
2 Marks and Messages	4.0	3.3
3 Dismissive Numbering	2.1	4.1
DEFECTIVE NUMBERING	12.3	14.7
4a - Multiple 1 st preferences with other non-dismissive numbering	2.2	3.7
4b - Missing 1 st preference	4.6	7.5
4c - Indecipherable numbering	0.1	0.3
4d - Single 1 st preference but interrupted number sequence*	5.4	3.2
UNACCEPTABLE PREFERENCES	69.2	59.7
5a - A number of 1 st preferences without continuing preferences	19.8	18.2
5b - Single 1 st preference but insufficient further preferences	49.4	41.5
ADMINISTRATIVE ERROR	0.0	0.1
6 - Wrong council/election ballot paper	0.0	0.1
INCORRECTLY INTERPRETED BY COUNT STAFF	1.0	2.4
7a - Clearly Formal	0.4	0.9
7b - Determined to be Formal	0.6	1.5
TOTAL	100.0	100.0

*This subcategory was previously reported as 5c and attributed to Unacceptable Preferences.

3.6.4 Outcome of analysis

With a state-wide average of 2.3%, informality at the 2018 Council Elections can be considered to be relatively low and was also unchanged from the 2014 elections. For comparison the 2018 Tasmanian council elections, which like South Australia are non-compulsory postal elections, had a state-wide informality rate of 3.55%.

Despite this relatively low overall informality rate, ECSA's analysis found there was a significant variance in informality which ranged from 0.0% to 8.5% across councils. The lowest rates of informality occurred in elections to fill single vacancies (specifically Mayoral elections) which had a state-wide average of 0.7%. The highest rates of informality occurred in metropolitan elections where there was a Mayoral and a ward election. In these particular elections, ECSA found voters did not follow the ward ballot paper directions correctly. It appears that voters mistakenly

believed that the same formality rules applied and, consequently, there was a higher rate of electors marking a single preference only where there was more than one vacancy.

ECSA also notes that only 17.4% of informal ballots at the 2018 Council Elections appear to have been intentionally informal, which contrasts with the 2018 State Election at which 74.5% of informal ballots for the House of Assembly were deemed to be intentionally informal, with this difference likely due to the compulsory nature of state elections.

For the next periodic elections, ECSA will consider opportunities to further refine the voting instructions on the ballot papers and in the voting guide. ECSA will also consider undertaking targeted information campaigns for councils and wards with historically higher rates of informality.

3.7 Surveys

3.7.1 Surveys conducted

ECSA conducted a range of surveys after the council elections to evaluate performance and inform planning for future elections.

SURVEY OF ELECTORS

Electors provided feedback about the council elections in a six-minute post-election survey. The representative sample of 500 electors from most council areas around the state, surveyed by computer assisted telephone interview between 9 and 19 November, included 257 voters (52%) and 242 non-voters (48%).



Voters

Among voters, the five most common reasons for voting were a desire to have their say (41%), support for candidate(s) standing in their area (22%), a belief that everyone should vote (18%), a desire for change (18%), and a tradition of always voting at council elections (14%). Interestingly, very few respondents revealed that their decision to vote had been issue-driven (8%), with only 2% stating their reason was related to rates despite a media focus on this topic.

Voters were broadly positive about their voting experience and the services provided by ECSA at the elections. A strong majority of voters (89%) expressed satisfaction with the postal voting process used for the elections. Regarding confidence with completing their ballot papers and postal declaration to ensure a valid vote, 98% of voters responded they were confident. Similarly, 94% were satisfied with the voting instructions ECSA provided in the postal voting packs.

Non-voters

Among non-voters, 53% stated that they did consider voting at the council elections before ultimately deciding not to. The five most common reasons for not voting were disinterest in the elections (32%), lack of information about the candidates (17%), being too busy to vote (12%), ignorance about who to vote for (11%) and ignorance that the elections were taking place (11%).

When asked what could encourage them to vote at council elections, the strongest responses by a large margin were greater awareness about what councils do (66%) and more information about the candidates running (62%). Other factors identified as likely to stimulate higher electoral participation included a better selection of candidates to choose from (47%) and giving councils greater powers (45%). Interestingly, respondents strongly rejected more advertising about the elections (60%) and more education about how to vote (70%) as elements likely to encourage them to vote.

SURVEY OF CANDIDATES

For the 2018 Council Elections, ECSA and the LGA partnered to undertake a single survey of candidates, conducted online by ECSA in the fortnight after the declaration of the results. This joint approach led to a much-improved response rate of 73%. The survey was structured to capture participant satisfaction levels against quantitative assessment criteria while also providing for qualitative measurement of responses to a range of open-ended questions about the electoral process. Highlights of the survey are as follows:

Candidates

52% of candidates had stood at previous council elections. Indeed, 42% of candidates had served as councillors or Mayors. Responding to a question on when they made the decision to run for council:

- » around 47% decided to nominate more than three months prior to nominating
- » around 26% made the decision between one and three months prior, and
- » 11% decided just in the week before nominating.

Elector & candidate survey insights

COMMON REASONS FOR VOTING



41% A DESIRE TO HAVE THEIR SAY



22% SUPPORT FOR CANDIDATE(S) STANDING IN THEIR AREA



18% BELIEF THAT EVERYONE SHOULD VOTE

COMMON REASONS FOR NOT VOTING



32% DISINTEREST IN THE ELECTIONS



17% LACK OF INFORMATION ABOUT THE CANDIDATES



12% TOO BUSY TO VOTE

COMMON REASONS TO NOMINATE AS A CANDIDATE



42% MOTIVATED BY A SPECIFIC ISSUE



32% PREVIOUS EXPERIENCE AS A MAYOR OR COUNCILLOR



25% PUSHED TO NOMINATE BY FRIENDS OR FAMILY

42% of candidates chose to nominate motivated by a specific issue, 32% chose to nominate based on their previous experience as a Mayor or councillor, and 25% were pushed to nominate by friends or family. On average, candidates campaigned for three days per week for a period of between five and six weeks before the election. The average candidate personally spent \$1,457 on their campaign.

Election process

Candidates provided a mixed view of ECSA’s delivery of the elections. On a positive note, an overwhelming majority of candidates (92%) considered that ECSA had conducted the elections impartially and without bias, a significantly better result than at the previous council elections in 2014 (78%). Regarding specific aspects of the council election process the results were more varied. Concerning the nomination process, 71% of candidates were satisfied. Feedback highlighted dissatisfaction with the requirements for candidate profiles (including the 150 word limit), for candidate photographs, as well as uploading the statement link with the LGA. Concerning the results process overall, only 64% of candidates expressed

satisfaction, with 59% satisfied with the ballot paper scrutiny and counting process, and 60% satisfied with the timeliness of the results. Free-text responses from candidates provided much useful feedback about how to improve communication and awareness about the results process.

Complaints and legal obligations

Just over one third (36.1%) of candidates stated they experienced difficulties complying with the legal obligations relating to social media and online campaigning. The survey provided extensive feedback about the difficulties complying with the authorisation requirements for social media and calls for legislation to be updated to reflect the realities of political campaigning in the social media age.

A total of 14.1% of candidates either lodged a complaint with ECSA or had a complaint lodged about them. Of these candidates involved with a complaint, only 28.2% were satisfied with ECSA’s complaints protocol and procedures. This is not unexpected as most will be dissatisfied when their complaint is not substantiated.

Candidate & staff survey insights

CANDIDATES



92%

CONSIDERED THAT ECSA HAD CONDUCTED THE ELECTIONS WITHOUT BIAS



60%

SATISFIED WITH THE TIMELINESS OF THE RESULTS

STAFF



50% OF CLOs
& **59%** OF DROs

WORKED IN THEIR ROLES AT PREVIOUS COUNCIL ELECTIONS



95% OF CLOs
& **98%** OF DROs

SATISFIED WITH ECSA’S TRAINING FOR THEIR ROLES

Advertising and awareness campaigns

While 94% of candidates recalled the LGA's Make a Difference – Nominate for Council advertising campaign, only 57% considered that the campaign had been effective in encouraging people to consider nominating as candidates.

Around 57% of candidates recalled ECSA's Be Heard and Be Counted enrol and vote advertising campaigns. Of that group 64% considered that the campaigns raised public awareness of the council elections, while 46.9% thought that they successfully encouraged people to vote.

In their responses to open-ended questions, candidates provided multiple suggestions for how ECSA and the LGA can improve their services for future council elections, as well as how to encourage more people to nominate and vote at council elections. These suggestions along with all the survey data have formed an integral part of ECSA's post-election evaluation process.



SURVEYS OF ELECTION STAFF

All CLOs and DROs were invited to participate in separate online surveys to provide feedback on the training and preparation they received as well as ECSA's overall delivery of the council elections. Both surveys received very high response rates providing valuable feedback that will be used to analyse and improve ECSA's approach to engaging, training and supporting our election workforce at future council elections.

Key positive findings included:

- » A moderately experienced workforce with 50% of CLOs and 59% of DROs having worked in their roles at previous council elections.
- » 97% of CLOs and 96% of DROs stated that they were interested in working in their roles for ECSA again at future council elections.
- » Exceptionally positive feedback about the training and resources ECSA provided staff at the elections, with 95% of CLOs and 98% of DROs satisfied that ECSA's training had prepared them to understand the roles and responsibilities of their jobs.
- » Over 92% of both CLOs and DROs were satisfied that the training prepared them to adequately perform each of their key tasks.
- » 98% satisfaction with the DRO Manual and 95% satisfaction with the Guide for Electoral Officers Booklet.

Areas in the surveys for which less satisfactory ratings were provided included concerns about:

- » candidate and elector behaviour, with 46% of CLOs stating they had had difficulties or concerns with the behaviour or conduct of candidates, and 18% stating they had had difficulties or concerns with the behaviour or conduct of electors
- » the online nomination portal used at the elections, with 49% of CLOs and 50% of DROs expressing satisfaction with the online portal, despite the majority favouring a move to an online-only system for nominating at the next council elections and providing useful suggestions as to improvements

4 Election costs

Total actual expenditure incurred by ECSA for the conduct of the 2018 Council Elections was \$6.570 million (excluding GST).

Total election costs invoiced to councils for the elections was \$7.227 million (including GST), representing the costs and expenses incurred by the Electoral Commissioner as the Returning Officer and recoverable under section 13 of the LGE Act.

In preparation for the elections process, the Electoral Commissioner wrote to all council Chief Executive Officers in May 2018 to provide information on a number of issues relating to the conduct of the elections, including details of known impacting cost pressures that had occurred since the last elections in 2014.

These unavoidable cost pressures forecast to around \$1.550 million (excluding GST) covered:

- » Inflationary rises in costs (average of 2.6% per annum over four years) and the 5.0% increase in the total number of electors on the roll.
- » Significant (above inflation) increases in costs of postage for both mail-out and mail return through Australia Post, including utilisation of priority postage service to ensure electors received their ballot material in a timely manner.
- » Increases in capped advertising campaign based on feedback from councils, targeted at improving enrolment and participation.
- » Improvements in ICT systems, particularly online candidate nominations, election management systems and equipment.
- » Higher staffing costs to recognise penalty rates for work performed outside ordinary hours, particularly on the weekend of the scrutiny and count.



The Electoral Commissioner provided an indicative cost per elector to council Chief Executive Officers that was determined on the basis of similar volumes for nominations, contested elections and returned ballots to 2014 levels plus the unavoidable cost pressures described above.

These estimates were exceeded in a number of areas, particularly substantial increases in the volume of contested elections (7.7%) and returned voting packs (10.9%). Further additional costs were incurred due to the increase in the volume and complexity of the scrutiny and count activities undertaken. These changes in the volume and complexity increased actual costs of the postal ballot, processing returned voting packs and conducting the scrutiny and count activities.

In addition, the charges for placement of mandatory statutory notices in both newspapers and the Government Gazette increased above the expected inflation rate.

These changes in conditions contributed to the further increase of \$0.663 million (excluding GST) for the conduct of the elections.

Total actual expenditure incurred by ECSA for the 2018 Council Elections was \$2.434 million more than total expenditure for the 2014 elections due to the combined effect of:

- » unavoidable cost pressures advised to councils prior to elections (\$1.550 million), and
- » subsequent changes in conditions for the conduct of the elections (\$0.663 million).



TABLE 23: Major expense categories - 2018 and 2014

	2018	2014
Expense category	(\$000s)	(\$000s)
Statutory notices in newspapers and Government Gazette	251	163
Advertising - campaign	606	505
Printing - ballot papers, profiles, envelopes, forms, etc (including LGA Procurement expenses)*	922	845
Mail out and mail return of ballot papers - Australia Post costs	1,529	782
Postal ballot return, processing, count and scrutiny, and general recharge (see below) †	3,262	2,062
Total costs incurred by ECSA (excluding GST)	6,570	4,357
GST	657	436
TOTAL invoiced to councils (including GST)	7,227	4,793
Total electors on the roll	1,213,862	1,155,695
State-wide cost per elector (excluding GST)	\$5.41	\$3.77

*Cost categories are largely in line with previous periodic elections with the exception that the items procured through LGA Procurement have been included with all other printing and procurement costs.

†The *Postal ballot return, processing, count and scrutiny, and general recharge* expense category includes costs of DROs, preparation of election materials, training and information sessions, preparation of mail-out, postal ballot return and processing, scrutiny and count, enquiry service, management support to CLOs and other council staff, transport and distribution of inventory and ballot material, results, legal matters, etc.

COST PER ELECTOR

There were 1,213,862 electors on the roll for the 2018 elections compared with 1,155,695 for the 2014 elections – an increase of 58,167 electors or 5.0%.

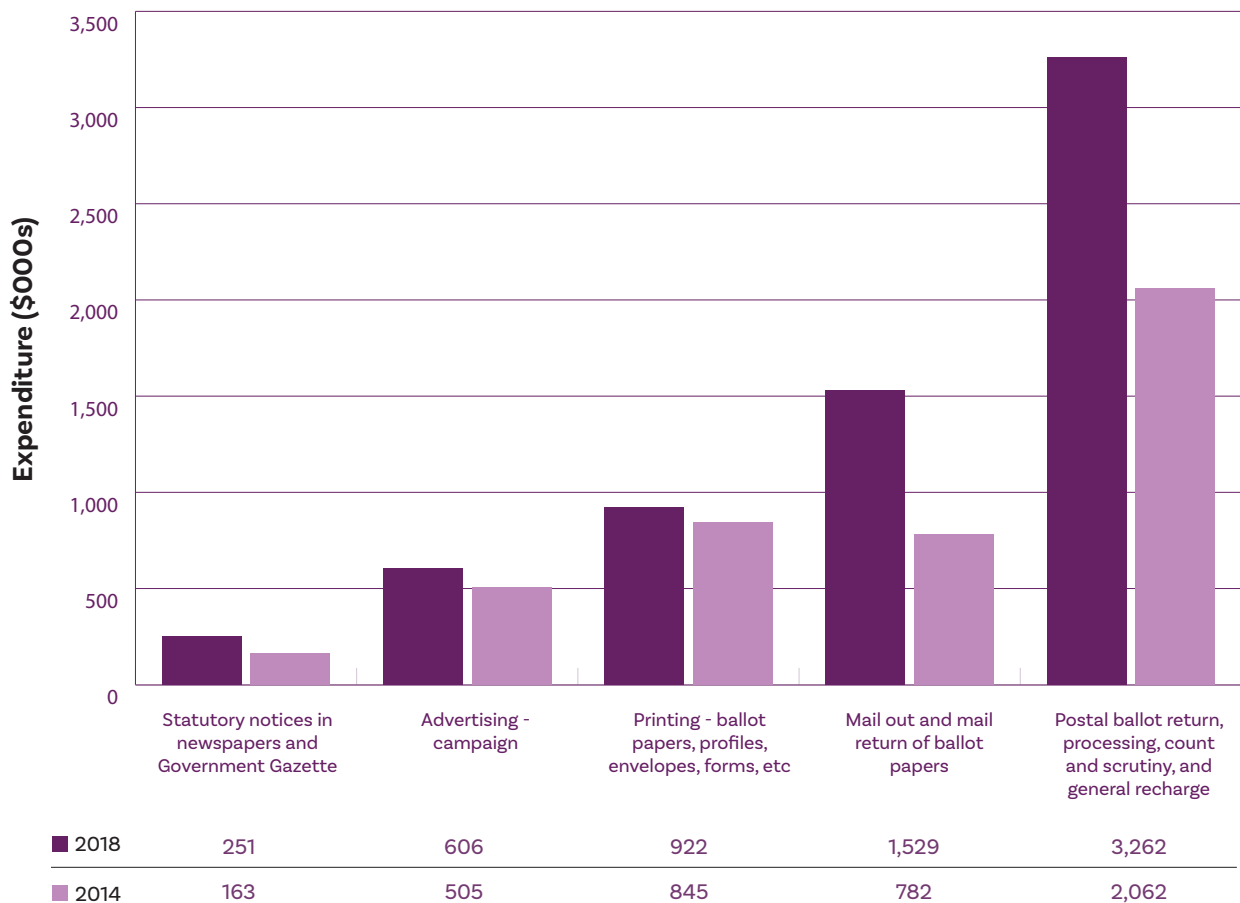
The state-wide average cost per elector for the 2018 elections has risen to \$5.41 from \$3.77 in 2014. The increase is due to the unavoidable cost pressures and changes in conditions over the four years between elections.

RECOVERY FROM COUNCILS

Section 13 of the LGE Act requires that all costs and expenses incurred by the Returning Officer in carrying out official duties must be defrayed from funds of the council. Accordingly, councils are charged for electoral services on the basis of cost recovery.

Councils were charged a progress instalment on 31 October 2018 representing estimated costs incurred to that date. The balance of electoral services costs was invoiced to councils on 31 January 2019.

CHART 4: Comparison of expenditure – 2018 and 2014



5 Recommendations

5.1 Evaluation of the 2018 Council Elections

ECSA formed an Evaluation Committee to evaluate the conduct of the 2018 Council Elections for the purposes of determining recommendations for legislative change and methods of improving ECSA's delivery of local government elections.

The Evaluation Committee thoroughly considered a multitude of data sources including:

- » Project evaluation reports completed by ECSA staff responsible for the delivery of projects relating to the 2018 Council Elections.
- » Interviews with staff.
- » Surveys of electors, candidates, staff, CLOs, DROs and council Chief Executive Officers.
- » ECSA's Improvement and Ideas Register - which allowed staff to enter ideas and comments throughout the course of the elections.
- » Stakeholder feedback.

ECSA invited the LGA to provide submissions on the conduct of the 2018 Council Elections and received a detailed document addressing various matters.

Recommendations for legislative change that emerged from the evaluation are set out below.



5.2 Legislative recommendations

Recommendation 1 (page 11)

s5 (the LGE Act)

Change the timing of local government periodic elections. The date should be shifted so that the periodic elections do not occur within the same year as a state election.

Recommendation 2 (page 20)

s4, s18, s26, s30, s38, s50 (the LGE Act)

Remove the requirement for the Returning Officer to publish a public notice by placing an advertisement in a newspaper circulating in the area. The Returning Officer should have discretion to determine the appropriate medium to publish public notices.

Recommendation 3 (page 23)

Schedule 1, Part 2 of the City of Adelaide Act

Abolish the City of Adelaide's automatic enrolment.

Recommendation 4 (page 23)

s15 (the LGE Act)

Provide penalties for misuse of the roll.

Recommendation 5 (page 25)

s17 (the LGE Act)

Remove the inclusion of a 'prescribed person' (a member of council between 5 May 1997 and 1 January 2000) from section 17 as it is redundant.

Recommendation 6 (page 25)

s7, s17 (the LGE Act)

Amend section 7 so that if a candidate becomes ineligible to stand for election, this event is treated the same way as a death of a candidate, and amend section 48(4) so that where the election does not fail, the votes for an ineligible candidate are dealt with in the same manner as a vote for a candidate who has died.

Recommendation 7 (page 29)

s21 (the LGE Act)

Amend section 21 so that a copy of a valid nomination is not required to be displayed in the principal office of the council. The Returning Officer should be responsible for publishing nominations, after nominations have closed.

Recommendation 8 (page 30)

s19 (the LGE Act)

Prescribe a method for the electronic lodgement of nominations.

Recommendation 9 (page 30)

reg 5 (the Regulations)

Amend regulation 5 to remove the requirement for a candidate photograph to bear an endorsement on the back that it is a photograph of the candidate that has been taken within the preceding 12 months, and replace with a requirement for the candidate to make a declaration to the same effect.

Recommendation 10 (page 30)

reg 5 (the Regulations)

Amend regulation 5 in relation to the 150 word limit on candidate profiles and the form of profiles (which is currently required to be 'typed or printed') and provide for a limit of 1,000 characters.

Recommendation 11 (page 32)

s73 (the LGE Act)

Amend section 73 so that the Court of Disputed Returns can, on the grounds of misleading advertising or defamation of a candidate, declare an election void, or that a candidate returned elected was not duly elected and that a candidate who was not returned was duly elected.

Recommendation 12 (page 32)

s19A (the LGE Act)

Delete section 19A to remove any requirement for candidate statements to be published and require the Returning Officer to publish candidate profiles with nominations as provided for in Recommendation 7.

Recommendation 13 (page 35)**Part 9 (the LGE Act)**

Amend the LGE Act to allow ECSA to replace overseas and interstate postal voting with an electronic system for delivery and return of ballot papers.

Recommendation 14 (page 35)**Part 9 (the LGE Act)**

Amend the LGE Act to allow for electronically assisted or telephone voting for vision impaired electors.

Recommendation 15 (page 45)**s5, s23, s39, s42, s47 (the LGE Act)**

Change the timeline of key dates for periodic elections.

Recommendation 16 (page 48)

Provide power for the Electoral Commissioner to apply to SACAT for an injunction for breaches of sections 28 and 57.

Recommendation 17 (page 49)**s27 (the LGE Act)**

Amend section 27(1)(b) so that only the name and contact details of the printer or other person responsible for undertaking the production of printed material needs to be included on the electoral material.

Recommendation 18 (page 49)**s27 (the LGE Act)**

Provide a specific provision for authorisation of electoral material published on social media so that where authorisation information is easily accessible on the social media platform by a viewer of the electoral material, it meets the authorisation requirements of section 27.

Recommendation 19 (page 49)**s27, s28 (the LGE Act)**

Narrow the scope of the electoral material authorisation requirements under section 27 and make consequential amendments to section 28.

Recommendation 20 (page 50)**s57 (the LGE Act)**

Exclude any, food, drink or entertainment below a prescribed value from the definition of a bribe.

Recommendation 21 (page 51)**s70 (the LGE Act)**

Allow the Electoral Commissioner to lodge petitions in the Court of Disputed Returns.

5.3 2014 recommendations

Following the 2014 periodic elections ECSA made 10 recommendations for legislative change in the 2014 Report. Nine of those recommendations are contained in the 2017 Bill.

ECSA continues to support the majority of recommendations made in the 2014 Report.

The following table summarises ECSA's position on the 2014 recommendations and whether the recommendation has been included in the 2017 Bill.

TABLE 24: Status of 2014 recommendations

2014 recommendation	Included in 2017 Bill	Does ECSA still support
5.2.1	Clause 4	Yes
5.2.2	Clause 5	Yes
5.2.3	n/a	Yes
5.2.4	Clause 8	Requires reconsideration
5.2.5	Clause 9	Yes
5.2.6	Clause 10	No
5.2.7	Clause 11	No
5.2.8	Clause 12	Yes
5.2.9	Clause 13	Yes
5.2.10	Clause 14	Yes

The 2014 recommendations are set out below.

2014 Recommendation 5.2.1 (still support)

Amend section 6 – *Supplementary elections* – to allow for the close of voting for supplementary elections to be a time, set by the Returning Officer, on the day determined as polling day for the election.

2014 Recommendation 5.2.2 (still support)

Amend section 9 – *Council may hold polls* – to allow for the close of voting for a poll to be a time, set by the Returning Officer, on the day determined as polling day for the poll.

2014 Recommendation 5.2.3 (still support)

Amend section 13A – *Information, education and publicity for general election* – to require a full advertising campaign to be undertaken for periodic elections only and provide for the Returning Officer to determine the appropriate advertising for all other elections and polls.

Amend subsection 2 to require council to ‘inform potential electors in its area (other than those referred to in section 14(1)(a)) of the requirement to apply to be enrolled on the voters roll’ by writing to each eligible resident or ratepayer.

During the 2018 Council Elections, ECSA was contacted by potential electors disgruntled by the inadequate information available about eligibility for enrolment on the council roll. There were property owners and non-Australian citizens who were disappointed at having missed out on the opportunity to enrol and vote in the council elections. This, together with the low enrolment rate for the council roll, suggests more needs to be done to inform potential electors about eligibility and how to apply to be enrolled.

2014 Recommendation 5.2.4 (requires reconsideration)

Amend section 27 – *Publication of electoral material* – to require that an address published for the person authorising the material under subsection (1)(a), not be a post box to be consistent with subsection (3) and the equivalent legislative requirement for State elections.

This recommendation was included in the 2017 Bill to bring the LGE Act in line with authorisation requirements under the Electoral Act. At the point in time this recommendation was made, no personal safety issues had been raised. As personal safety concerns have now been raised, Parliament will need to consider whether clause 8 of the 2017 Bill should remain. There may be other suitable methods to ensure appropriate authorisation of electoral material without risking the safety of candidates.

2014 Recommendation 5.2.5 (still support)

Amend section 29 – *Ballot papers* – to provide, under subsection (3), for the draw for the position of the candidate names on ballot papers for supplementary elections to be ‘as soon as is reasonably practicable after the close of nominations.’ The 4 pm requirement for periodic elections is required to provide the Returning Officer sufficient time to check nominations for all councils to ensure there are no multiple nominations by any candidate.

Given the conduct of supplementary election is often in isolation, with very few candidates nominating, it is more timely to conduct the ballot paper draw as soon as practicable after the close of nominations.

2014 Recommendation 5.2.6 (superseded by new recommendation 15)

Amend section 39 – *Issue of postal voting papers* – to align the cut-off time for issue of postal voting papers in subsection (4) to be 5 pm on the second business day before polling day in respect of any application made, regardless of whether by post or personally.

2014 Recommendation 5.2.7 (superseded by new recommendation 15)

Amend section 43 – Issue of fresh postal voting papers – to align the cut-off time for issue of postal voting papers in subsection (4) to be 5 pm on the second business day before polling day in respect of any application made regardless of whether by post or personally.

ECSA has proposed a completely new timeline for key election dates, consequently, recommendations 5.2.6 and 5.2.7 have been superseded by Recommendation 16 of this report.

Recommendation 5.2.8 (still support)

Amend section 47 – Arranging postal papers – to remove the reference to the close of voting at 12 noon for an election or poll should the proposed amendments in recommendations 5.2.1 and 5.2.2 above be implemented.

Recommendation 5.2.9 (still support if vote counting system is not otherwise changed)

Amend section 48 – Method of counting and provisional declarations – to alter the method of distributing ballot papers in elections with single member vacancies to the method used when conducting an optional preferential count. In this method it is not necessary to distribute ballot papers from excluded candidates in separate bundles as is required under the current proportional representation method. Single vacancy elections under the current system require a member to be elected where they have either achieved a quota (being 50% + 1 of the vote) or have the greater number of attributed votes.

The latter occurring following the exclusion of other candidates, one after the other, by redistributing the ballot papers of the candidate with the least votes obtained, to the candidates remaining in the count until only two candidates remain. By removing the requirement to process each separate bundle of ballot papers as a separate distribution and count, it is possible to simplify the process without any actual change to the result. Should this process have been in operation for a number of recent single vacancy elections, the processes would have been completed in around 11 counts instead of the actual number of counts exceeding 140.

To provide more of an explanation around this recommendation, under a PR system, ballot papers are distributed in count bundles. In multi-member vacancies, this is required in order to distribute surplus votes (from candidates reaching quota) at their transfer value.

However, in a single vacancy election, the distribution of preferences will only involve exclusion of candidates down to two remaining candidates or until there is a candidate who reaches the quota and is elected. In a single vacancy election, there will be no distribution of surplus votes. All votes from an excluded candidate will be distributed at the value of '1'. Therefore, distributing the votes from excluded candidates in bundles only prolongs the process for what will ultimately be the same result. Combining the bundles from an excluded candidate and distributing all their votes in one count would simplify and speed up the count process.

Recommendation 5.2.10 (still support)

Amend section 91A – Conduct of council during election period – to remove the reference to 'allowing the use of resources...by all candidates for election', under subsection (8)(d), from being a 'designated decision' and placing it elsewhere within the legislation.

6 Appendices

6.1 Representation reviews

TABLE 25: Certified review outcomes

Council	Outcome of review
Adelaide Hills	Major boundary adjustments, wards reduced from 5 to 2, retain Mayor and 12 councillors.
Barossa	No change, retain no wards, Mayor and 11 councillors.
Barunga West	No change, retain no wards, Chairperson and 9 councillors.
Berri Barmera	No change, retain no wards, Mayor and 8 councillors.
Campbelltown	No change, retain 5 wards, Mayor and 10 councillors.
Ceduna	No change, retain no wards, Mayor and 8 councillors.
Clare & Gilbert Valleys	No change, retain no wards, Mayor and 9 councillors.
Cleve	Retain no wards, Chairperson and reduce councillors from 8 to 7.
Cooper Pedy	No change, retain no wards, Mayor and 8 councillors.
Copper Coast	Retain no wards, Mayor and reduce councillors from 10 to 9.
Grant	No change, retain 3 wards, Mayor and 9 councillors.
Kangaroo Island	No change, retain no wards, Mayor and 9 councillors.
Karoonda East Murray	No change, retain no wards, Mayor and 6 councillors.
Kimba	No change, retain no wards, Chairperson and 7 councillors.
Kingston	No change, retain no wards, Mayor and 7 councillors.
Lower Eyre Peninsula	No change, retain no wards, Chairperson and 7 councillors.
Loxton Waikerie	No change, retain no wards, Mayor and 10 councillors.
Mount Gambier	Retain no wards, Mayor and reduce councillors from 10 to 8.
Naracoorte Lucindale	No change, retain no wards, Mayor and 10 councillors.
Northern Areas	Retain 4 wards with minor boundary adjustments, Chairperson and 9 councillors.
Norwood Payneham & St Peters	Retain 6 wards with minor boundary adjustments, Mayor and 13 councillors.
Onkaparinga	Major boundary adjustments, wards increased from 5 to 6, retain Mayor and reduce councillors from 20 to 12.
Orroroo Carrieton	Retain no wards, Chairperson and reduce councillors from 7 to 6.
Peterborough	No change, retain no wards, Mayor and 8 councillors.
Playford	Major boundary adjustments, wards reduced from 6 to 5, retain Mayor and 15 councillors.
Port Adelaide Enfield	Retain 7 wards with minor boundary adjustments, Mayor and 17 councillors.
Port Augusta	No change, retain no wards, Mayor and 9 councillors.
Port Lincoln	Retain no wards, Mayor and reduce councillors from 10 to 9.
Renmark Paringa	No change, retain no wards, Mayor and 8 councillors.
Salisbury	Major boundary adjustments, wards reduced from 8 to 7, retain Mayor and reduce councillors from 16 to 14.
Southern Mallee	Abolish wards, retain Chairperson and reduce councillors from 9 to 7.
Tea Tree Gully	Retain 6 wards with minor boundary adjustments, Mayor and 12 councillors.
Tumby Bay	Retain no wards, Mayor* and reduce councillors from 7 to 6.
Victor Harbor	No change, retain no wards, Mayor and 9 councillors.
Walkerville	No change, retain no wards, Mayor and 8 councillors.
Whyalla	No change, retain no wards, Mayor and 9 councillors.
Yankalilla	Retain 2 wards with minor boundary adjustments, Chairperson and 9 councillors.

*Poll conducted at 2014 periodic elections supported the change of principal member of council from Chairperson to Mayor.

TABLE 26: Elector representation – 2018 and 2014

Council	2018			2014		
	Eligible electors	No. reps	Electors per rep	Eligible electors	No. reps	Electors per rep
City of Adelaide*	26,538	7	3,791	24,183	7	3,455
Adelaide Hills Council	29,608	12	2,467	29,094	12	2,425
Adelaide Plains Council†	5,964	9	663	5,824	9	647
Alexandrina Council	20,485	11	1,862	18,887	11	1,717
The Barossa Council	17,583	11	1,598	16,803	11	1,528
Barunga West Council	1,976	9	220	2,012	9	224
Berri Barmera Council	7,304	8	913	7,300	8	913
City of Burnside	31,554	12	2,630	31,607	12	2,634
City of Campbelltown	34,934	10	3,493	34,205	10	3,421
District Council of Ceduna	2,058	8	257	2,178	8	272
City of Charles Sturt	83,958	16	5,247	78,195	16	4,887
Clare & Gilbert Valleys Council	6,668	9	741	6,630	9	737
District Council of Cleve	1,249	7	178	1,291	8	161
District Council of Coober Pedy	961	8	120	1,123	8	140
Coorong District Council	3,778	9	420	3,896	9	433
Copper Coast Council	11,200	9	1,244	10,385	10	1,039
District Council of Elliston	729	8	91	750	8	94
The Flinders Ranges Council	1,186	8	148	1,234	8	154
District Council of Franklin Harbour	905	6	151	938	6	156
Town of Gawler	17,535	10	1,754	15,497	10	1,550
Regional Council of Goyder	3,050	7	436	3,085	7	441
District Council of Grant	5,505	9	612	5,544	9	616
City of Holdfast Bay	27,624	12	2,302	26,746	12	2,229
Kangaroo Island Council	3,476	9	386	3,418	9	380
District Council of Karoonda East Murray	746	6	124	807	6	135
District Council of Kimba	801	7	114	791	7	113
Kingston District Council	1,827	7	261	1,928	7	275
Light Regional Council	10,328	10	1,033	9,948	10	995
District Council of Lower Eyre Peninsula	3,708	7	530	3,694	7	528
District Council of Loxton Waikerie	8,155	10	816	8,165	10	817
City of Marion	64,049	12	5,337	61,097	12	5,091
Mid Murray Council	6,432	9	715	6,149	9	683
City of Mitcham	48,258	13	3,712	47,264	13	3,636
Mount Barker District Council	24,563	10	2,456	21,864	10	2,186
City of Mount Gambier	19,336	8	2,417	18,485	10	1,849
District Council of Mount Remarkable	2,134	7	305	2,235	7	319
The Rural City of Murray Bridge	14,339	9	1,593	13,447	9	1,494
Naracoorte Lucindale Council	5,875	10	588	5,778	10	578
Northern Areas Council	3,378	9	375	3,489	9	388
City of Norwood Payneham & St Peters	25,226	13	1,940	24,796	13	1,907
City of Onkaparinga	123,876	12	10,323	115,399	20	5,770
District Council of Orroroo Carrieton	678	6	113	748	7	107
District Council of Peterborough	1,205	8	151	1,270	8	159
City of Playford	60,373	15	4,025	53,257	15	3,550
City of Port Adelaide Enfield	82,814	17	4,871	76,671	17	4,510

Council	2018			2014		
	Eligible electors	No. reps	Electors per rep	Eligible electors	No. reps	Electors per rep
City of Port Augusta	9,495	9	1,055	9,244	9	1,027
City of Port Lincoln	10,322	9	1,147	9,946	10	995
Port Pirie Regional Council	12,792	9	1,421	12,361	9	1,373
City of Prospect	14,666	8	1,833	14,347	8	1,793
Renmark Paringa Council	6,469	8	809	6,367	8	796
District Council of Robe	1,184	6	197	1,248	6	208
City of Salisbury	93,937	14	6,710	87,720	16	5,483
Southern Mallee District Council	1,353	7	193	1,403	9	156
District Council of Streaky Bay	1,558	8	195	1,516	8	190
Tatiara District Council	4,505	9	501	4,524	9	503
City of Tea Tree Gully	72,865	12	6,072	71,274	12	5,940
District Council of Tumby Bay	1,981	6	330	2,058	7	294
Corporation of the City of Unley	27,441	12	2,287	26,988	12	2,249
City of Victor Harbor	12,363	9	1,374	11,714	9	1,302
Wakefield Regional Council	4,757	9	529	4,730	9	526
Corporation of the Town of Walkerville	5,674	8	709	5,326	8	666
Wattle Range Council	8,483	11	771	8,540	11	776
City of West Torrens	40,905	14	2,922	39,281	14	2,806
City of Whyalla	15,267	9	1,696	14,832	9	1,648
Wudinna District Council	846	7	121	904	7	129
District Council of Yankalilla	4,241	9	471	3,944	9	438
Yorke Peninsula Council	8,829	11	803	9,321	11	847
Total	1,213,862	633	1,918	1,155,695	652	1,773

*In addition to Ward Councillors, the City of Adelaide is also represented by Area Councillors.

†Previously District Council of Mallala

6.2 Election staffing

TABLE 27: Councils and Deputy Returning Officers

Council	C/M*	ECSA Deputy Returning Officer	Local Deputy Returning Officer	LDRO sourced by
City of Adelaide	M	Leeanne Redpath	Trevor Overy	ECSA
Adelaide Hills Council	C	Jade Bruss	Andrew Fort	ECSA
Adelaide Plains Council	C	Geoff Schneider	Sandra Gladdis	ECSA
Alexandrina Council	C	Russell Parkins	Adrian Kemp	ECSA
The Barossa Council	C	Jacqui des Vages	Trevor Hollitt	ECSA
Barunga West Council	C	David Figg	Andrew Cole	COUNCIL
Berri Barmera Council	C	Jade Bruss	Kylie Greenhalgh	ECSA
City of Burnside	M	David Williams	Michael King	ECSA
City of Campbelltown	M	Coralie Lowe	Damian Leach	ECSA
District Council of Ceduna	C	Carol Vu	Geoffrey Moffatt	COUNCIL
City of Charles Sturt	M	David Figg	Dean Bogisch	ECSA
Clare & Gilbert Valleys Council	C	John Aquilina	Andrew Gray	ECSA
District Council of Cleve	C	David Williams	Peter Arnold	COUNCIL
District Council of Coober Pedy†	C	Russell Parkins	Russell Parkins	ECSA
Coorong District Council	C	Jacqui des Vages	Dawn Borchardt	ECSA
Copper Coast Council	C	John Alderman	Carol Toole	ECSA
District Council of Elliston	C	David Williams	Philip Cameron	COUNCIL
The Flinders Ranges Council	C	David Figg	Michael Kerin	ECSA
District Council of Franklin Harbour	C	John Alderman	Bernadette Clelland	COUNCIL
Town of Gawler	M	Coralie Lowe	Terry Nathan	ECSA
Regional Council of Goyder	C	Jackie Green	Garry Fieldhouse	ECSA
District Council of Grant	C	Cheryl Moylan	Jessica Bourchier	ECSA
City of Holdfast Bay	M	John Alderman	Carla Bianco	ECSA
Kangaroo Island Council	C	John Aquilina	Barry Wheaton	ECSA
District Council of Karoonda East Murray	C	Geoff Schneider	Katrina Ann Fromm	COUNCIL
District Council of Kimba	C	Jackie Green	Debra Larwood	COUNCIL
Kingston District Council	C	Dorothy Tsatsos	Heather Schinckel	COUNCIL
Light Regional Council	C	Leonie Butcher	Vicki Przibilla	ECSA
District Council of Lower Eyre Peninsula	C	Leeanne Redpath	Linda Danzic	ECSA
District Council of Loxton Waikerie	C	John Aquilina	Maria Yannakoudis	ECSA
City of Marion	M	Andrew Jones	Darren McDonald	ECSA
Mid Murray Council	C	Dorothy Tsatsos	Di Coventry	ECSA
City of Mitcham	M	Russell Parkins	Annette Tonissen	ECSA
Mount Barker District Council	C	Geoff Schneider	Darren Marshman	ECSA
City of Mount Gambier	C	Geoff Schneider	Thomas Leane	ECSA
District Council of Mount Remarkable	C	Carol Vu	Susan Clarke	ECSA
The Rural City of Murray Bridge	C	Cheryl Moylan	Ken Coventry	ECSA
Naracoorte Lucindale Council	C	Sabrina Kane	Sally Klose	COUNCIL
Northern Areas Council	C	Russell Parkins	Russell Parkins	ECSA
City of Norwood Payneham & St Peters	M	Ian Clayfield	Dean Gollan	ECSA
City of Onkaparinga	M	John Aquilina	Evan Williams	ECSA
District Council of Orroroo Carrieton	C	Liz Dawson	Teresa Battersby	ECSA
District Council of Peterborough	C	Russell Parkins	John Aquilina	ECSA
City of Playford	M	Geoff Schneider	Ken Seymour	ECSA

Council	C/M*	ECSA Deputy Returning Officer	Local Deputy Returning Officer	LDRO sourced by
City of Port Adelaide Enfield	M	Fiona Ayres	Belinda Elsegood	ECSA
City of Port Augusta	C	David Figg	Roger Moroney	ECSA
City of Port Lincoln	C	Jacqui des Vages	Katrina Allen	ECSA
Port Pirie Regional Council	C	David Figg	James Holyman	COUNCIL
City of Prospect	M	Cheryl Moylan	Wayne Turner	ECSA
Renmark Paringa Council	C	Andrew Jones	Sandi Williams	ECSA
District Council of Robe	C	David Williams	Daryl Smith	ECSA
City of Salisbury	M	Warren Edwards	Margaret Yates	ECSA
Southern Mallee District Council	C	Andrew Jones	Emily Lusher	ECSA
District Council of Streaky Bay	C	Coralie Lowe	Rosemaree Skelton	ECSA
Tatiara District Council	C	Sabrina Kane	Karen Johnstone	ECSA
City of Tea Tree Gully	M	Jackie Green	Trish Marshall	ECSA
District Council of Tumby Bay	C	Leonie Butcher	Vicki Seidel	ECSA
Corporation of the City of Unley	M	Carol Vu	Mario Vitagliano	ECSA
City of Victor Harbor	C	Fran Hurley	Sandra Spencer	ECSA
Wakefield Regional Council	C	Dorothy Tsatsos	Gary Wilson	ECSA
Corporation of the Town of Walkerville	M	Ian Clayfield	Michelle Judd	ECSA
Wattle Range Council	C	Leonie Butcher	Frank Brennan	ECSA
City of West Torrens	M	Liz Dawson	Anna Allard	ECSA
City of Whyalla	C	Sabrina Kane	Ann Ryan	ECSA
Wudinna District Council	C	Fran Hurley	Tanya Mitchell	COUNCIL
District Council of Yankalilla	C	Ian Clayfield	Peter Verkerk	ECSA
Yorke Peninsula Council	C	Jade Bruss	Michael Catford	ECSA

*C/M = Country/Metropolitan

†Count conducted at ECSA

6.3 Enrolment

TABLE 28: Number of enrolled electors per council - 2006 to 2018

Council	C/M*	2018	2014	2010	2006-07†
City of Adelaide	M	26,538	24,183	23,236	21,725
Adelaide Hills Council	C	29,608	29,094	28,767	30,730
Adelaide Plains Council†	C	5,964	5,824	5,583	6,620
Alexandrina Council	C	20,485	18,887	18,097	21,438
The Barossa Council	C	17,583	16,803	16,155	16,756
Barunga West Council	C	1,976	2,012	2,018	2,857
Berri Barmera Council	C	7,304	7,300	7,284	8,111
City of Burnside	M	31,554	31,607	31,990	36,437
City of Campbelltown	M	34,934	34,205	33,531	38,336
District Council of Ceduna	C	2,058	2,178	2,154	2,534
City of Charles Sturt	M	83,958	78,195	75,273	85,016
Clare & Gilbert Valleys Council	C	6,668	6,630	6,465	7,434
District Council of Cleve	C	1,249	1,291	1,333	1,614
District Council of Coober Pedy	C	961	1,123	1,184	1,844
Coorong District Council	C	3,778	3,896	4,016	5,444
Copper Coast Council	C	11,200	10,385	9,778	12,029
District Council of Elliston	C	729	750	880	1,242
The Flinders Ranges Council	C	1,186	1,234	1,201	1,538
District Council of Franklin Harbour	C	905	938	921	1,240
Town of Gawler	M	17,535	15,497	14,698	15,202
Regional Council of Goyder	C	3,050	3,085	3,194	4,057
District Council of Grant	C	5,505	5,544	5,672	7,043
City of Holdfast Bay	M	27,624	26,746	26,062	31,116
Kangaroo Island Council	C	3,476	3,418	3,428	4,957
District Council of Karoonda East Murray	C	746	807	831	1,133
District Council of Kimba	C	801	791	845	1,040
Kingston District Council	C	1,827	1,928	1,897	2,630
Light Regional Council	C	10,328	9,948	9,432	10,115
District Council of Lower Eyre Peninsula	C	3,708	3,694	3,378	4,140
District Council of Loxton Waikerie	C	8,155	8,165	8,168	9,013
City of Marion	M	64,049	61,097	59,426	64,692
Mid Murray Council	C	6,432	6,149	6,573	10,493
City of Mitcham	M	48,258	47,264	46,547	51,319
Mount Barker District Council	C	24,563	21,864	20,384	20,701
City of Mount Gambier	C	19,336	18,485	17,940	18,670
District Council of Mount Remarkable	C	2,134	2,235	2,283	3,110
The Rural City of Murray Bridge	C	14,339	13,447	12,954	14,332
Naracoorte Lucindale Council	C	5,875	5,778	5,954	6,726
Northern Areas Council	C	3,378	3,489	3,550	4,244
City of Norwood Payneham & St Peters	M	25,226	24,796	24,709	30,055
City of Onkaparinga	M	123,876	115,399	111,137	118,054
District Council of Orroroo Carrieton	C	678	748	697	985
District Council of Peterborough	C	1,205	1,270	1,348	1,707
City of Playford	M	60,373	53,257	47,927	51,491
City of Port Adelaide Enfield	M	82,814	76,671	73,518	84,175

Council	C/M*	2018	2014	2010	2006-07†
City of Port Augusta	C	9,495	9,244	9,255	9,687
City of Port Lincoln	C	10,322	9,946	9,799	10,548
Port Pirie Regional Council	C	12,792	12,361	12,231	12,894
City of Prospect	M	14,666	14,347	13,950	16,010
Renmark Paringa Council	C	6,469	6,367	6,427	6,966
District Council of Robe	C	1,184	1,248	1,366	2,189
City of Salisbury	M	93,937	87,720	84,674	91,067
Southern Mallee District Council	C	1,353	1,403	1,513	1,940
District Council of Streaky Bay	C	1,558	1,516	1,591	2,097
Tatiara District Council	C	4,505	4,524	4,683	5,525
City of Tea Tree Gully	M	72,865	71,274	70,936	76,648
District Council of Tumby Bay	C	1,981	2,058	2,122	2,545
Corporation of the City of Unley	M	27,441	26,988	26,924	31,852
City of Victor Harbor	C	12,363	11,714	10,975	13,052
Wakefield Regional Council	C	4,757	4,730	4,814	5,906
Corporation of the Town of Walkerville	M	5,674	5,326	5,358	5,967
Wattle Range Council	C	8,483	8,540	8,688	10,388
City of West Torrens	M	40,905	39,281	38,726	47,318
City of Whyalla	C	15,267	14,832	14,555	14,836
Wudinna District Council	C	846	904	971	1,186
District Council of Yankalilla	C	4,241	3,944	3,643	5,734
Yorke Peninsula Council	C	8,829	9,321	9,442	14,323
Total		1,213,862	1,155,695	1,125,061	1,262,823

*C/M = Country/Metropolitan

†Includes City of Adelaide elections deferred to November 2007

TABLE 29: Electors on the HA roll vs council roll

Council	HA Roll	Council Roll	Total
City of Adelaide	11,585	14,953	26,538
Adelaide Hills Council	29,574	34	29,608
Adelaide Plains Council	5,938	26	5,964
Alexandrina Council	20,404	81	20,485
The Barossa Council	17,479	104	17,583
Barunga West Council	1,956	20	1,976
Berri Barmera Council	7,300	4	7,304
City of Burnside	31,501	53	31,554
City of Campbelltown	34,895	39	34,934
District Council of Ceduna	2,026	32	2,058
City of Charles Sturt	83,849	109	83,958
Clare & Gilbert Valleys Council	6,623	45	6,668
District Council of Cleve	1,239	10	1,249
District Council of Coober Pedy	940	21	961
Coorong District Council	3,746	32	3,778
Copper Coast Council	11,067	133	11,200
District Council of Elliston	700	29	729
The Flinders Ranges Council	1,156	30	1,186
District Council of Franklin Harbour	897	8	905
Town of Gawler	17,510	25	17,535
Regional Council of Goyder	2,955	95	3,050
District Council of Grant	5,472	33	5,505
City of Holdfast Bay	27,524	100	27,624
Kangaroo Island Council	3,444	32	3,476
District Council of Karoonda East Murray	738	8	746
District Council of Kimba	744	57	801
Kingston District Council	1,748	79	1,827
Light Regional Council	10,305	23	10,328
District Council of Lower Eyre Peninsula	3,620	88	3,708
District Council of Loxton Waikerie	8,141	14	8,155
City of Marion	63,965	84	64,049
Mid Murray Council	6,345	87	6,432
City of Mitcham	48,200	58	48,258
Mount Barker District Council	24,495	68	24,563
City of Mount Gambier	19,273	63	19,336
District Council of Mount Remarkable	2,113	21	2,134
The Rural City of Murray Bridge	14,287	52	14,339
Naracoorte Lucindale Council	5,754	121	5,875
Northern Areas Council	3,326	52	3,378
City of Norwood Payneham & St Peters	25,156	70	25,226
City of Onkaparinga	123,709	167	123,876
District Council of Orroroo Carrieton	651	27	678
District Council of Peterborough	1,195	10	1,205
City of Playford	60,301	72	60,373
City of Port Adelaide Enfield	82,626	188	82,814
City of Port Augusta	9,491	4	9,495
City of Port Lincoln	10,293	29	10,322

Council	HA Roll	Council Roll	Total
Port Pirie Regional Council	12,776	16	12,792
City of Prospect	14,632	34	14,666
Renmark Paringa Council	6,422	47	6,469
District Council of Robe	1,077	107	1,184
City of Salisbury	93,851	86	93,937
Southern Mallee District Council	1,346	7	1,353
District Council of Streaky Bay	1,524	34	1,558
Tatiara District Council	4,466	39	4,505
City of Tea Tree Gully	72,831	34	72,865
District Council of Tumby Bay	1,980	1	1,981
Corporation of the City of Unley	27,344	97	27,441
City of Victor Harbor	12,150	213	12,363
Wakefield Regional Council	4,684	73	4,757
Corporation of the Town of Walkerville	5,590	84	5,674
Wattle Range Council	8,465	18	8,483
City of West Torrens	40,668	237	40,905
City of Whyalla	15,225	42	15,267
Wudinna District Council	844	2	846
District Council of Yankalilla	4,060	181	4,241
Yorke Peninsula Council	8,756	73	8,829
Total	1,194,947	18,915	1,213,862

CHART 5: Number of enrolled electors per council (country) - 2014 to 2018

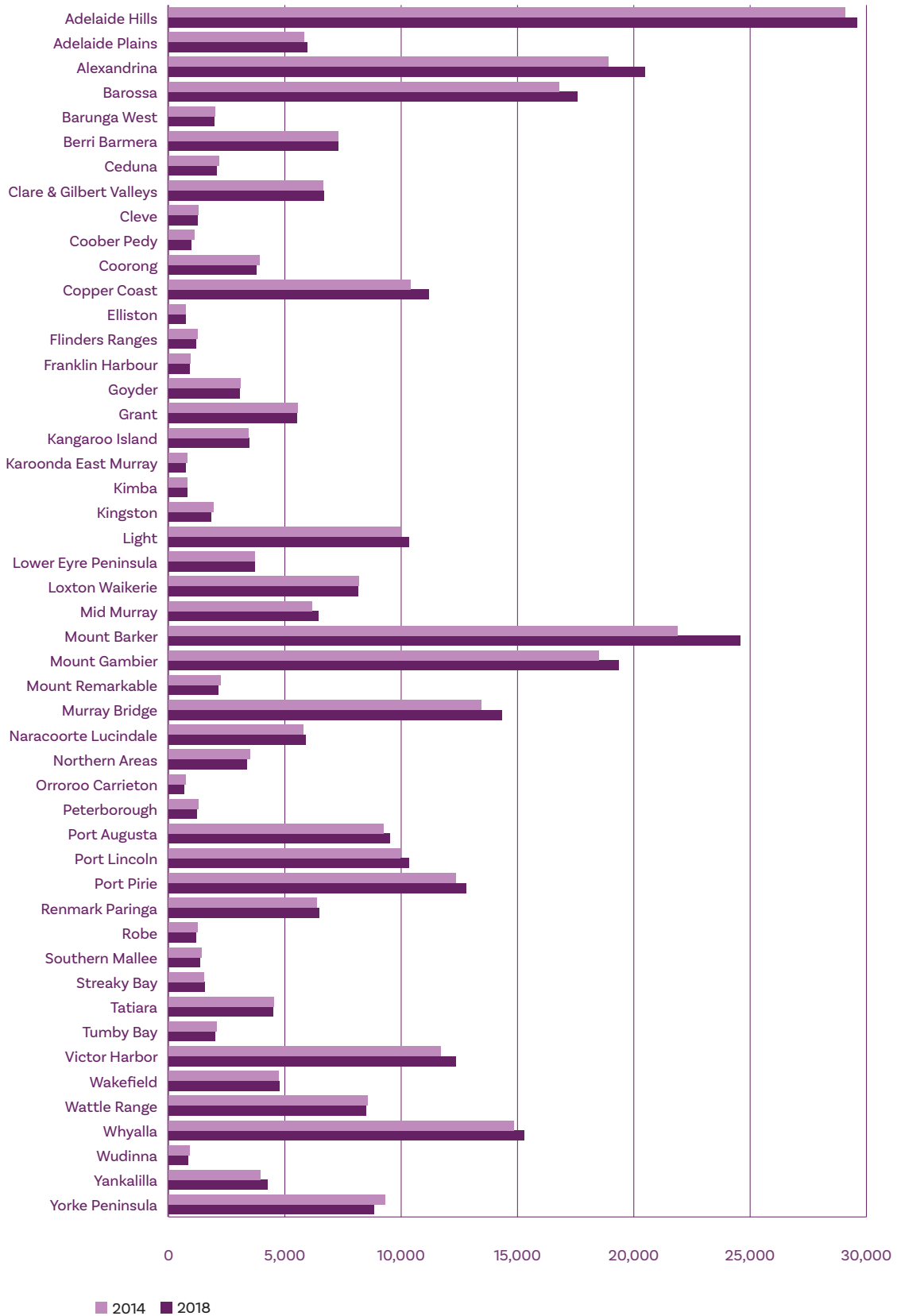
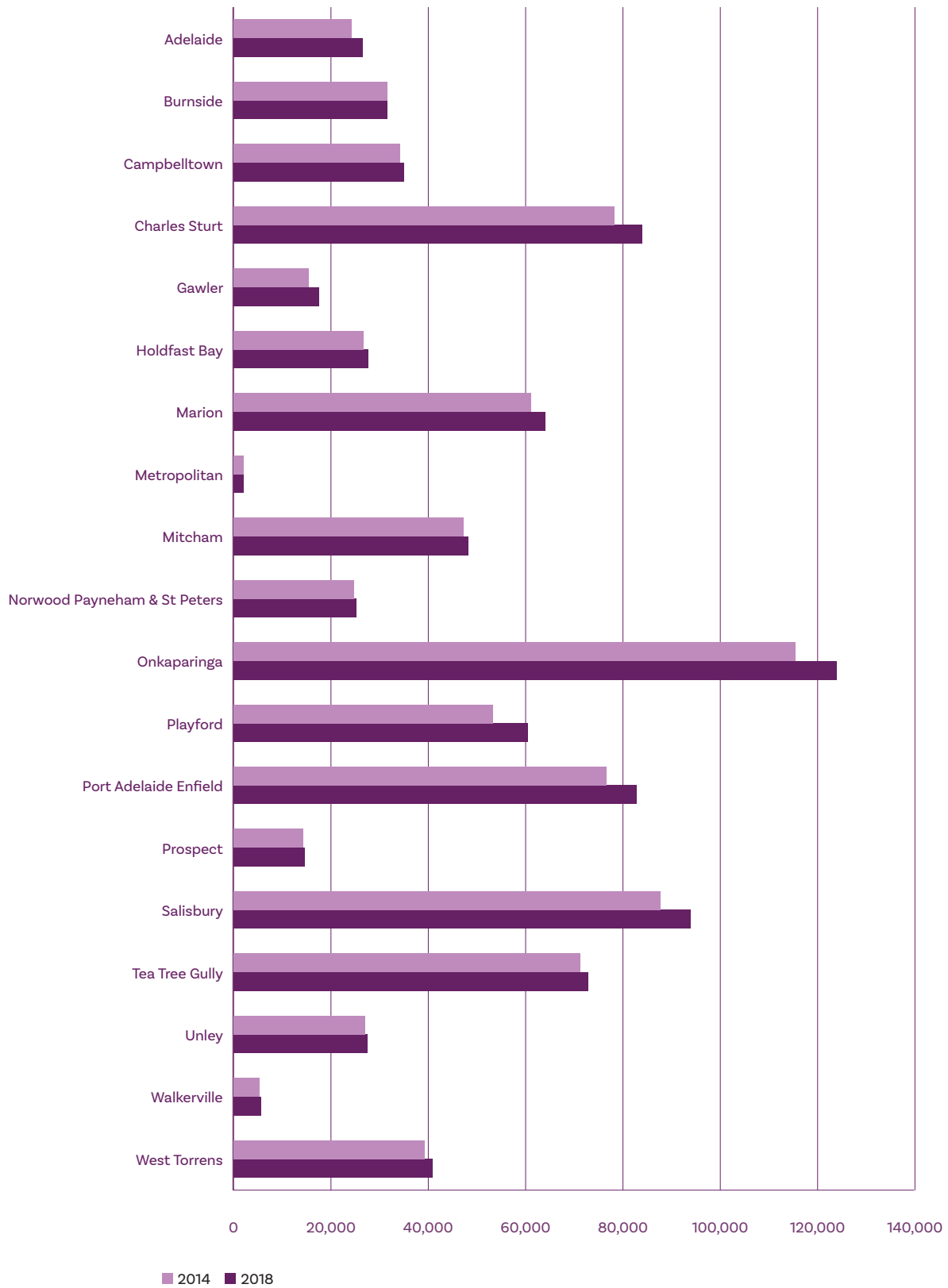


CHART 6: Number of enrolled electors per council (metropolitan) – 2014 to 2018



6.4 Elector participation

TABLE 30: Elector participation per council – 2018 and 2014

Council	C/M*	2018			2014		
		No. eligible electors	Returned Voting Packs	Participation %	No. eligible electors	Returned Voting Packs	Participation %
Adelaide	M	26,538	8,117	30.6	24,183	8,649	35.8
Adelaide Hills	C	29,608	9,301	31.4	29,094	10,182	35.0
Adelaide Plains	C	5,964	2,041	34.2	5,824	1,937	33.3
Alexandrina	C	20,485	8,725	42.6	18,882	7,941	42.1
Barossa	C	17,583	6,406	36.4	16,803	5,728	34.1
Barunga West	C	1,976	1,116	56.5	2,012	1,251	62.2
Berri Barmera	C	7,304	3,208	43.9	7,300	2,789	38.2
Burnside	M	31,554	9,630	30.5	20,972	6,056	28.9
Campbelltown	M	34,934	10,886	31.2	34,205	10,648	31.1
Ceduna	C	2,058	1,035	51.8	2,178	901	41.4
Charles Sturt	M	83,958	24,690	29.4	78,195	24,825	31.8
Clare & Gilbert Valleys	C	6,668	2,934	44.0	6,630	3,439	51.9
Cleve	C	1,249	819	65.6	1,291	774	60.0
Coober Pedy	C	961	543	56.5	1,123	668	59.5
Coorong	C	3,778	1,596	42.2	2,672	1291	48.3
Copper Coast	C	11,200	5,421	48.4	10,385	5101	49.1
Elliston	C	729	515	70.6	750	419	55.9
Flinders Ranges	C	1,186	716	60.4	1,234	704	57.1
Franklin Harbour	C	NA	NA	NA	938	665	70.9
Gawler	M	17,535	5,033	28.7	15,497	4710	30.4
Goyder	C	3,050	1,469	55.6	2,225	1151	51.7
Grant	C	5,505	2,404	43.7	4,337	1503	34.7
Holdfast Bay	M	27,624	9,468	34.3	26,746	10,420	39.0
Kangaroo Island	C	3,476	2,315	66.6	3,418	1,960	57.3
Karoonda East Murray	C	746	480	64.3	807	548	67.9
Kimba	C	801	649	81.0	791	608	76.9
Kingston	C	1,827	1,190	65.1	1,928	1,383	71.7
Light	C	10,328	3,085	29.9	9,947	3127	31.4
Lower Eyre Peninsula	C	3,708	1,554	41.9	3,694	1,665	45.1
Loxton Waikerie	C	8,155	4,870	59.7	8,165	3,238	39.7
Marion	M	64,049	16,325	25.5	61,097	15,067	24.7
Mid Murray	C	6,432	2,875	44.7	6,149	3,038	49.4
Mitcham	M	48,258	15,967	33.1	47,264	13,650	28.9
Mount Barker	C	24,563	7,665	31.2	17,819	4,727	26.5
Mount Gambier	C	19,336	8,229	42.9	18,485	7,625	41.3
Mount Remarkable	C	2,134	742	62.6	2,235	1,329	59.5
Murray Bridge	C	14,339	5,008	34.9	13,447	5,908	43.9
Naracoorte Lucindale	C	5,875	3,279	55.8	5,778	2,494	43.2
Northern Areas	C	3,378	1,346	50.8	2,778	1,591	57.3

Council	C/M*	2018			2014		
		No. eligible electors	Returned Voting Packs	Participation %	No. eligible electors	Returned Voting Packs	Participation %
Norwood Payneham & St Peters	M	25,226	7,759	30.8	24,796	7,554	30.5
City of Onkaparinga	M	123,876	32,543	26.3	115,399	26,999	23.4
Orroroo Carrieton	C	678	477	70.4	748	581	77.7
Peterborough	C	1,205	751	62.3	1,270	701	55.2
Playford	M	60,373	15,512	25.7	53,257	11,574	21.7
Port Adelaide Enfield	M	82,814	24,612	29.7	76,671	21,932	28.6
Port Augusta	C	9,495	4,631	48.8	9,244	4,215	45.6
Port Lincoln	C	10,322	4,518	43.8	9,946	4,532	45.6
Port Pirie	C	12,792	6,189	48.4	12,361	5,873	47.5
Prospect	M	14,666	4,782	32.6	14,347	3,059	28.7
Renmark Paringa	C	6,469	3,344	51.7	6,367	2,945	46.3
Robe	C	1,184	806	68.1	1,248	743	59.5
Salisbury	M	93,937	26,100	27.8	87,720	21,993	25.1
Southern Mallee	C	1,353	925	68.4	1,403	452	59.2
Streaky Bay	C	1,558	813	52.2	NA	NA	NA
Tatiara	C	4,505	2,114	46.9	4,524	2,676	59.2
Tea Tree Gully	M	72,865	19,381	26.6	71,274	18,562	26.0
Tumby Bay	C	1,981	1,337	67.5	2,058	1,332	64.7
Unley	M	27,441	8,604	31.4	26,988	6,290	27.7
Victor Harbor	C	12,363	6,442	52.1	11,714	5,910	50.5
Wakefield	C	4,757	2,219	46.7	4,730	1,203	55.8
Walkerville	M	5,674	1,911	33.7	5,326	2,235	42.0
Wattle Range	C	8,483	4328	51.1	8,540	2937	41.7
West Torrens	M	40,905	12,224	29.9	39,281	11,973	30.5
Whyalla	C	15,267	7,389	48.4	14,832	6,168	41.6
Wudinna	C	NA	NA	NA	NA	NA	NA
Yankalilla	C	4,241	2,094	49.4	3,944	2,030	51.5
Yorke Peninsula	C	8,829	4,668	52.9	9,321	4,742	50.9
Total		1,208,858	398,215		1,121,931	† 358,921	

*C/M = Country/Metropolitan

†Including 15 duplicates

6.5 Characteristics of candidates

TABLE 31: All candidates by gender and age group

Age group	Male		Female		Other		Total	
	No.	%	No.	%	No.	%	No.	%
18 – 24	28	66.7	14	33.3	0	0.0	42	3.1
25 – 34	80	69.6	35	30.4	0	0.0	115	8.4
35 – 44	108	56.3	83	43.2	1	0.5	192	14.0
45 – 54	151	59.2	104	40.8	0	0.0	255	18.6
55 – 64	264	68.6	121	31.4	0	0.0	385	28.0
65+	288	74.8	97	25.2	0	0.0	385	28.0
Total	919	66.9	454	33.0	1	0.1	1,374	100.0

TABLE 32: All candidates by gender and position contested

Position	Male		Female		Other		Total	
	No.	%	No.	%	No.	%	No.	%
Mayoral	95	72.5	36	27.5	0	0.0	131	9.5
Area Councillor	6	66.7	3	33.3	0	0.0	9	0.7
Councillor at Large	326	69.8	141	30.2	0	0.0	467	34.0
Ward Councillor	492	64.1	274	35.7	1	0.1	767	55.8
Total	919	66.9	454	33.0	1	0.1	1,374	100.0

TABLE 33: Mayoral candidates by gender and age group

Age group	Male		Female		Other		Total	
	No.	%	No.	%	No.	%	No.	%
18 – 24	0	0.0	0	0.0	0	0.0	0	0.0
25 – 34	8	100.0	0	0.0	0	0.0	8	6.1
35 – 44	2	28.6	5	71.4	0	0.0	7	5.3
45 – 54	13	61.9	8	38.1	0	0.0	21	16.0
55 – 64	31	70.5	13	29.5	0	0.0	44	33.6
65+	41	80.4	10	19.6	0	0.0	51	38.9
Total	95	72.5	36	27.5	0	0.0	131	100.0

TABLE 34: Area councillor candidates by gender and age group

Age group	Male		Female		Other		Total	
	No.	%	No.	%	No.	%	No.	%
18 – 24	0	0.0	0	0.0	0	0.0	0	0.0
25 – 34	2	100.0	0	0.0	0	0.0	2	22.2
35 – 44	1	100.0	0	0.0	0	0.0	1	11.1
45 – 54	1	50.0	1	50.0	0	0.0	2	22.2
55 – 64	2	50.0	2	50.0	0	0.0	4	44.4
65+	0	0.0	0	0.0	0	0.0	0	0.0
Total	6	66.7	3	33.3	0	0.0	9	100.0

TABLE 35: Councillor at large candidates by gender and age group

Age group	Male		Female		Other		Total	
	No.	%	No.	%	No.	%	No.	%
18 – 24	5	71.4	2	28.6	0	0.0	7	1.5
25 – 34	21	63.6	12	36.4	0	0.0	33	7.1
35 – 44	25	53.2	22	46.8	0	0.0	47	10.1
45 – 54	54	62.1	33	37.9	0	0.0	87	18.6
55 – 64	110	76.4	34	23.6	0	0.0	144	30.8
65+	111	74.5	38	25.5	0	0.0	149	31.9
Total	326	69.8	141	30.2	0	0.0	467	100.0

TABLE 36: Ward councillor candidates by gender and age group

Age group	Male		Female		Other		Total	
	No.	%	No.	%	No.	%	No.	%
18 – 24	23	65.7	12	34.3	0	0.0	35	4.6
25 – 34	49	68.1	23	31.9	0	0.0	72	9.4
35 – 44	80	58.4	56	40.9	1	0.7	137	17.9
45 – 54	83	57.2	62	42.8	0	0.0	145	18.9
55 – 64	121	62.7	72	37.3	0	0.0	193	25.2
65+	136	73.5	49	26.5	0	0.0	185	24.1
Total	492	64.1	274	35.7	1	0.1	767	100.0

TABLE 37: Candidates by gender and position contested – country versus metropolitan

Position	Country					Metropolitan					All Councils				
	Male	Female	Other	Total	%	Male	Female	Other	Total	%	Male	Female	Other	Total	%
Mayoral	58	18	0	76	58.0	37	18	0	55	42.0	95	36	0	131	9.5
Area Councillor	0	0	0	0	0.0	6	3	0	9	100.0	6	3	0	9	0.7
Councillor at Large	305	135	0	440	94.2	21	6	0	27	5.8	326	141	0	467	34.0
Ward Councillor	178	79	0	257	33.5	314	195	1	510	66.5	492	274	1	767	55.8
Total	541	232	0	773	56.3	378	222	1	601	43.7	919	454	1	1,374	100.0
%	70.0	30.0	0.0			62.9	36.9	0.2			66.9	33.0	0.1		

TABLE 38: Candidates in contested/uncontested elections – country versus metropolitan

Position	Country				Metropolitan				All Councils			
	Contested	Uncontested	Total	%	Contested	Uncontested	Total	%	Contested	Uncontested	Total	%
Mayoral	67	9	76	58.0	53	2	55	42.0	120	11	131	9.5
Area Councillor	0	0	0	0.0	9	0	9	100.0	9	0	9	0.7
Councillor at Large	419	21	440	94.2	27	0	27	5.8	446	21	467	34.0
Ward Councillor	245	12	257	33.5	506	4	510	66.5	751	16	767	55.8
Total	731	42	773	56.3	595	6	601	43.7	1,326	48	1,374	100.0
%	94.6	5.4			99.0	1.0			96.5	3.5		

6.6 Characteristics of current members standing for re-election

TABLE 39: All current member candidates by gender and age group

Age group	Male		Female		Other		Total	
	No.	%	No.	%	No.	%	No.	%
18 – 24	3	60.0	2	40.0	0	0.0	5	0.9
25 – 34	20	71.4	8	28.6	0	0.0	28	5.2
35 – 44	26	54.2	22	45.8	0	0.0	48	8.9
45 – 54	57	61.3	36	38.7	0	0.0	93	17.3
55 – 64	104	68.9	47	31.1	0	0.0	151	28.1
65+	160	75.1	53	24.9	0	0.0	213	39.6
Total	370	68.8	168	31.2	0	0.0	538	100.0

TABLE 40: All current member candidates by gender and position contested

Position	Male		Female		Other		Total	
	No.	%	No.	%	No.	%	No.	%
Mayoral	54	68.4	25	31.6	0	0.0	79	14.7
Area Councillor	1	50.0	1	50.0	0	0.0	2	0.4
Councillor at Large	137	73.3	50	26.7	0	0.0	187	34.8
Ward Councillor	178	65.9	92	34.1	0	0.0	270	50.2
Total	370	68.8	168	31.2	0	0.0	538	100.0

TABLE 41: Current members standing for Mayoral positions by gender and age group

Age group	Male		Female		Other		Total	
	No.	%	No.	%	No.	%	No.	%
18 – 24	0	0.0	0	0.0	0	0.0	0	0.0
25 – 34	4	100.0	0	0.0	0	0.0	4	5.1
35 – 44	1	33.3	2	66.7	0	0.0	3	3.8
45 – 54	8	61.5	5	38.5	0	0.0	13	16.5
55 – 64	14	58.3	10	41.7	0	0.0	24	30.4
65+	27	77.1	8	22.9	0	0.0	35	44.3
Total	54	68.4	25	31.6	0	0.0	79	100.0

TABLE 42: Current members standing for Area councillor positions by gender and age group

Age group	Male		Female		Other		Total	
	No.	%	No.	%	No.	%	No.	%
18 – 24	0	0.0	0	0.0	0	0.0	0	0.0
25 – 34	0	0.0	0	0.0	0	0.0	0	0.0
35 – 44	0	0.0	0	0.0	0	0.0	0	0.0
45 – 54	1	100.0	0	0.0	0	0.0	1	50.0
55 – 64	0	0.0	1	100.0	0	0.0	1	50.0
65+	0	0.0	0	0.0	0	0.0	0	0.0
Total	1	50.0	1	50.0	0	0.0	2	100.0

TABLE 43: Current members standing for councillor at large positions by gender and age group

Age group	Male		Female		Other		Total	
	No.	%	No.	%	No.	%	No.	%
18 – 24	0	0.0	0	0.0	0	0.0	0	0.0
25 – 34	4	66.7	2	33.3	0	0.0	6	3.2
35 – 44	6	46.2	7	53.8	0	0.0	13	7.0
45 – 54	25	67.6	12	32.4	0	0.0	37	19.8
55 – 64	45	78.9	12	21.1	0	0.0	57	30.5
65+	57	77.0	17	23.0	0	0.0	74	39.6
Total	137	73.3	50	26.7	0	0.0	187	100.0

TABLE 44: Current members standing for Ward councillor positions by gender and age group

Age group	Male		Female		Other		Total	
	No.	%	No.	%	No.	%	No.	%
18 – 24	3	60.0	2	40.0	0	0.0	5	1.9
25 – 34	12	66.7	6	33.3	0	0.0	18	6.7
35 – 44	19	59.4	13	40.6	0	0.0	32	11.9
45 – 54	23	54.8	19	45.2	0	0.0	42	15.6
55 – 64	45	65.2	24	34.8	0	0.0	69	25.6
65+	76	73.1	28	26.9	0	0.0	104	38.5
Total	178	65.9	92	34.1	0	0.0	270	100.0

TABLE 45: All current member candidates by gender and position contested – Country versus metropolitan

Position	Country					Metropolitan					All Councils				
	Male	Female	Other	Total	%	Male	Female	Other	Total	%	Male	Female	Other	Total	%
Mayoral	36	12	0	48	60.8	18	13	0	31	39.2	54	25	0	79	14.7
Area Councillor	0	0	0	0	0.0	1	1	0	2	100.0	1	1	0	2	0.4
Councillor at Large	129	48	0	177	94.7	8	2	0	10	5.3	137	50	0	187	34.8
Ward Councillor	77	28	0	105	38.9	101	64	0	165	61.1	178	92	0	270	50.2
Total	242	88	0	330	61.3	128	80	0	208	38.7	370	168	0	538	100.0
%	73.3	26.7	0.0			61.5	38.5	0.0			68.8	31.2	0.0		

TABLE 46: All current members in contested/uncontested elections - country versus metropolitan

Position	Country				Metropolitan				All Councils			
	Contested	Uncontested	Total	%	Contested	Uncontested	Total	%	Contested	Uncontested	Total	%
Mayoral	40	8	48	60.8	29	2	31	39.2	69	10	79	14.7
Area Councillor	0	0	0	0.0	2	0	2	100.0	2	0	2	0.4
Councillor at Large	162	15	177	94.7	10	0	10	5.3	172	15	187	34.8
Ward Councillor	94	11	105	38.9	163	2	165	61.1	257	13	270	50.2
Total	296	34	330	61.3	204	4	208	38.7	500	38	538	100.0
%	89.7	10.3			98.1	1.9			92.9	7.1		

6.7 Characteristics of elected candidates

TABLE 47: All elected candidates by gender and age group

Age group	Male		Female		Other		Total	
	No.	%	No.	%	No.	%	No.	%
18 – 24	10	66.7	5	33.3	0	0.0	15	2.2
25 – 34	35	64.8	19	35.2	0	0.0	54	7.8
35 – 44	40	49.4	41	50.6	0	0.0	81	11.8
45 – 54	70	52.6	63	47.4	0	0.0	133	19.3
55 – 64	138	69.7	60	30.3	0	0.0	198	28.8
65+	151	72.9	56	27.1	0	0.0	207	30.1
Total	444	64.5	244	35.5	0	0.0	688	100.0

TABLE 48: All elected candidates by gender and position contested

Position	Male		Female		Other		Total	
	No.	%	No.	%	No.	%	No.	%
Mayoral	30	57.7	22	42.3	0	0.0	52	7.6
Area Councillor	3	75.0	1	25.0	0	0.0	4	0.6
Councillor at Large	202	71.1	82	28.9	0	0.0	284	41.3
Ward Councillor	209	60.1	139	39.9	0	0.0	348	50.6
Total	444	64.5	244	35.5	0	0.0	688	100.0

TABLE 49: Elected Mayors by gender and age group

Age group	Male		Female		Other		Total	
	No.	%	No.	%	No.	%	No.	%
18 – 24	0	0.0	0	0.0	0	0.0	0	0.0
25 – 34	2	100.0	0	0.0	0	0.0	2	3.8
35 – 44	0	0.0	3	100.0	0	0.0	3	5.8
45 – 54	4	44.4	5	55.6	0	0.0	9	17.3
55 – 64	10	62.5	6	37.5	0	0.0	16	30.8
65+	14	63.6	8	36.4	0	0.0	22	42.3
Total	30	57.7	22	42.3	0	0.0	52	100.0

TABLE 50: Elected Area councillors by gender and age group

Age group	Male		Female		Other		Total	
	No.	%	No.	%	No.	%	No.	%
18 – 24	0	0.0	0	0.0	0	0.0	0	0.0
25 – 34	2	100.0	0	0.0	0	0.0	2	50.0
35 – 44	0	0.0	0	0.0	0	0.0	0	0.0
45 – 54	0	0.0	0	0.0	0	0.0	0	0.0
55 – 64	1	50.0	1	50.0	0	0.0	2	50.0
65+	0	0.0	0	0.0	0	0.0	0	0.0
Total	3	75.0	1	25.0	0	0.0	4	100.0

TABLE 51: Elected councillors at large by gender and age group

Age group	Male		Female		Other		Total	
	No.	%	No.	%	No.	%	No.	%
18 – 24	3	100.0	0	0.0	0	0.0	3	1.1
25 – 34	11	55.0	9	45.0	0	0.0	20	7.0
35 – 44	18	66.7	9	33.3	0	0.0	27	9.5
45 – 54	33	61.1	21	38.9	0	0.0	54	19.0
55 – 64	68	76.4	21	23.6	0	0.0	89	31.3
65+	69	75.8	22	24.2	0	0.0	91	32.0
Total	202	71.1	82	28.9	0	0.0	284	100.0

TABLE 52: Elected Ward councillors by gender and age group

Age group	Male		Female		Other		Total	
	No.	%	No.	%	No.	%	No.	%
18 – 24	7	58.3	5	41.7	0	0.0	12	3.4
25 – 34	20	66.7	10	33.3	0	0.0	30	8.6
35 – 44	22	43.1	29	56.9	0	0.0	51	14.7
45 – 54	33	47.1	37	52.9	0	0.0	70	20.1
55 – 64	59	64.8	32	35.2	0	0.0	91	26.1
65+	68	72.3	26	27.7	0	0.0	94	27.0
Total	209	60.1	139	39.9	0	0.0	348	100.0

TABLE 53: Elected candidates by gender and position – country versus metropolitan

Position	Country					Metropolitan					All Councils				
	Male	Female	Other	Total	%	Male	Female	Other	Total	%	Male	Female	Other	Total	%
Mayoral	23	11	0	34	65.4	7	11	0	18	34.6	30	22	0	52	7.6
Area Councillor	0	0	0	0	0.0	3	1	0	4	100.0	3	1	0	4	0.6
Councillor at Large	187	79	0	266	93.7	15	3	0	18	6.3	202	82	0	284	41.3
Ward Councillor	99	50	0	149	42.8	110	89	0	199	57.2	209	139	0	348	50.6
Total	309	140	0	449	65.3	135	104	0	239	34.7	444	244	0	688	100.0
%	68.8	31.2	0.0			56.5	43.5	0.0			64.5	35.5	0.0		

6.8 Characteristics of current members re-elected

TABLE 54: All members re-elected by gender and age group

Age group	Male		Female		Other		Total	
	No.	%	No.	%	No.	%	No.	%
18 – 24	2	66.7	1	33.3	0	0.0	3	0.8
25 – 34	12	75.0	4	25.0	0	0.0	16	4.2
35 – 44	17	53.1	15	46.9	0	0.0	32	8.3
45 – 54	41	56.9	31	43.1	0	0.0	72	18.7
55 – 64	81	70.4	34	29.6	0	0.0	115	29.9
65+	106	72.1	41	27.9	0	0.0	147	38.2
Total	259	67.3	126	32.7	0	0.0	385	100.0

TABLE 55: All members re-elected by gender and position contested

Position	Male		Female		Other		Total	
	No.	%	No.	%	No.	%	No.	%
Mayoral	23	54.8	19	45.2	0	0.0	42	10.9
Area Councillor	0	0.0	1	100.0	0	0.0	1	0.3
Councillor at Large	107	70.9	44	29.1	0	0.0	151	39.2
Ward Councillor	129	67.5	62	32.5	0	0.0	191	49.6
Total	259	67.3	126	32.7	0	0.0	385	100.0

TABLE 56: All members re-elected as Mayors by gender and age group

Age group	Male		Female		Other		Total	
	No.	%	No.	%	No.	%	No.	%
18 – 24	0	0.0	0	0.0	0	0.0	0	0.0
25 – 34	2	100.0	0	0.0	0	0.0	2	4.8
35 – 44	0	0.0	2	100.0	0	0.0	2	4.8
45 – 54	4	50.0	4	50.0	0	0.0	8	19.0
55 – 64	5	45.5	6	54.5	0	0.0	11	26.2
65+	12	63.2	7	36.8	0	0.0	19	45.2
Total	23	54.8	19	45.2	0	0.0	42	100.0

TABLE 57: All members re-elected as Area councillors by gender and age group

Age group	Male		Female		Other		Total	
	No.	%	No.	%	No.	%	No.	%
18 – 24	0	0.0	0	0.0	0	0.0	0	0.0
25 – 34	0	0.0	0	0.0	0	0.0	0	0.0
35 – 44	0	0.0	0	0.0	0	0.0	0	0.0
45 – 54	0	0.0	0	0.0	0	0.0	0	0.0
55 – 64	0	0.0	1	100.0	0	0.0	1	100.0
65+	0	0.0	0	0.0	0	0.0	0	0.0
Total	0	0.0	1	100.0	0	0.0	1	100.0

TABLE 58: All members re-elected as councillors at large by gender and age group

Age group	Male		Female		Other		Total	
	No.	%	No.	%	No.	%	No.	%
18 – 24	0	0.0	0	0.0	0	0.0	0	0.0
25 – 34	3	60.0	2	40.0	0	0.0	5	3.3
35 – 44	5	55.6	4	44.4	0	0.0	9	6.0
45 – 54	20	62.5	12	37.5	0	0.0	32	21.2
55 – 64	37	75.5	12	24.5	0	0.0	49	32.5
65+	42	75.0	14	25.0	0	0.0	56	37.1
Total	107	70.9	44	29.1	0	0.0	151	100.0

TABLE 59: All members re-elected as Ward councillors by gender and age group

Age group	Male		Female		Other		Total	
	No.	%	No.	%	No.	%	No.	%
18 – 24	2	66.7	1	33.3	0	0.0	3	1.6
25 – 34	7	77.8	2	22.2	0	0.0	9	4.7
35 – 44	12	57.1	9	42.9	0	0.0	21	11.0
45 – 54	17	53.1	15	46.9	0	0.0	32	16.8
55 – 64	39	72.2	15	27.8	0	0.0	54	28.3
65+	52	72.2	20	27.8	0	0.0	72	37.7
Total	129	67.5	62	32.5	0	0.0	191	100.0

TABLE 60: All members re-elected by gender and position – country versus metropolitan

Position	Country					Metropolitan					All Councils				
	Male	Female	Other	Total	%	Male	Female	Other	Total	%	Male	Female	Other	Total	%
Mayoral	17	10	0	27	64.3	6	9	0	15	35.7	23	19	0	42	10.9
Area Councillor	0	0	0	0	0.0	0	1	0	1	100.0	0	1	0	1	0.3
Councillor at Large	102	43	0	145	96.0	5	1	0	6	4.0	107	44	0	151	39.2
Ward Councillor	62	21	0	83	43.5	67	41	0	108	56.5	129	62	0	191	49.6
Total	181	74	0	255	66.2	78	52	0	130	33.8	259	126	0	385	100.0
%	71.0	29.0	0.0			60.0	40.0	0.0			67.3	32.7	0.0		

6.9 Elected candidate summary results

TABLE 61: Point of election of successful candidates by location

Candidates elected...	2018			2014 Total
	Country	Metropolitan	Total	
At Count 1 with quota	167	80	247	238
Quota after preferences	207	118	325	312
Below quota	33	35	68	79
Unopposed	42	6	48	73
Total	449	239	688	702

TABLE 62: Point of election of successful candidates by position

Candidates elected...	Mayoral	Area Councillor	Councillor at Large	Ward Councillor	All positions
At Count 1 with quota	28	1	91	127	247
Quota after preferences	4	3	158	160	325
Below quota	9	0	14	45	68
Unopposed	11	0	21	16	48
Total	52	4	284	348	688

TABLE 63: Point of exclusion of unsuccessful candidates by location

Candidates elected...	2018			2014 Total
	Country	Metropolitan	Total	
At Count 2	14	48	62	43
After preferences	219	173	392	384
Total	233	221	454	427

TABLE 64: Point of exclusion of unsuccessful candidates by position

Candidates excluded...	Mayoral	Area Councillor	Councillor at Large	Ward Councillor	All positions
At Count 2	13	1	1	47	62
After preferences	15	2	158	217	392
Total	28	3	159	264	454

Note: due to the effect of section 48(4) of the LGE Act, any votes for the late Mr Quentin Kenihan were counted towards the next preferred candidate on the ballot paper. As a result, Mr Kenihan was excluded prior to Count 1.

TABLE 65: Unsuccessful candidates remaining in the count at the conclusion of the election

Candidates remaining in the count	2018					2014 Total
	Mayoral	Area Councillor	Councillor at Large	Ward Councillor	All positions	
Country	25	-	21	43	89	87
Metropolitan	25	2	2	100	129	118
Total	50	2	23	143	218	205

PART 2 : Election results



Cape Dombey, Robe, South Australia. Image courtesy Mark Fitzpatrick, South Australian Tourism Commission

1. Council election listing

LIST OF COUNCIL ELECTIONS

Council Name	Position	Election Code	Contested	Admin Agency
City of Adelaide	Lord Mayor	ADEA01	Yes	ECSA
	Area Councillors	ADEA02	Yes	ECSA
	North	ADEW01	Yes	ECSA
	Central	ADEW02	Yes	ECSA
	South	ADEW03	Yes	ECSA
Adelaide Hills Council	Mayor	ADHA01	Yes	ECSA
	Ranges	ADHW01	Yes	ECSA
	Valleys	ADHW02	Yes	ECSA
Adelaide Plains Council	Mayor	APCA01	Yes	ECSA
	Mallala/Dublin	APCW01	Yes	ECSA
	Two Wells	APCW02	Yes	ECSA
	Lewiston	APCW03	Yes	ECSA
Alexandrina Council	Mayor	ALEA01	Yes	ECSA
	Nangkita Kuitpo	ALEW01	Yes	ECSA
	Strathalbyn	ALEW02	Yes	ECSA
	Angas Bremer	ALEW03	Yes	ECSA
	Port Elliot Middleton	ALEW04	Yes	ECSA
	Goolwa Hindmarsh Island	ALEW05	Yes	ECSA
The Barossa Council	Mayor	BARA01	Yes	ECSA
	Area Councillors	BARW01	Yes	ECSA
Barunga West Council	Area Councillors	BAWW01	Yes	ECSA
Berri Barmera Council	Mayor	BERA01	Yes	ECSA
	Area Councillors	BERW01	Yes	ECSA
City of Burnside	Mayor	BURA01	Yes	ECSA
	Beaumont	BURW01	Yes	ECSA
	Burnside	BURW02	Yes	ECSA
	Eastwood and Glenunga	BURW03	Yes	ECSA
	Kensington Gardens and Magill	BURW04	Yes	ECSA
	Kensington Park	BURW05	Yes	ECSA
	Rose Park and Toorak Gardens	BURW06	Yes	ECSA
City of Campbelltown	Mayor	CAMA01	Yes	ECSA
	Hectorville	CAMW01	Yes	ECSA
	Gorge	CAMW02	Yes	ECSA
	Newton	CAMW03	Yes	ECSA
	River	CAMW04	Yes	ECSA
	Woodforde	CAMW05	Yes	ECSA
District Council of Ceduna	Mayor	CEDA01	Yes	ECSA
	Area Councillors	CEDW01	No	ECSA

Council Name	Position	Election Code	Contested	Admin Agency
City of Charles Sturt	Mayor	CHAA01	Yes	ECSA
	Semaphore Park	CHAW01	Yes	ECSA
	Grange	CHAW02	Yes	ECSA
	Henley	CHAW03	Yes	ECSA
	Woodville	CHAW04	Yes	ECSA
	West Woodville	CHAW05	Yes	ECSA
	Findon	CHAW06	Yes	ECSA
	Hindmarsh	CHAW07	Yes	ECSA
Clare & Gilbert Valleys Council	Beverley	CHAW08	Yes	ECSA
	Mayor	CLAA01	No	ECSA
District Council of Cleve	Area Councillors	CLAW01	Yes	ECSA
	Area Councillors	CLEW01	Yes	ECSA
District Council of Coober Pedy	Area Councillors	COOA01	Yes	ECSA
	Mayor	COOW01	Yes	ECSA
Coorong District Council	Parks	CORW01	Yes	ECSA
	Mallee	CORW02	Yes	ECSA
	Lakes	CORW03	No	ECSA
Copper Coast Council	Mayor	COPA01	Yes	ECSA
	Area Councillors	COPW01	Yes	ECSA
District Council of Elliston	Area Councillors	ELLW01	Yes	ECSA
The Flinders Ranges Council	Area Councillors	FLIA01	No	ECSA
	Mayor	FLIW01	Yes	ECSA
District Council of Franklin Harbour	Area Councillors	FRAW01	No	ECSA
Town of Gawler	Area Councillors	GAWW01	Yes	ECSA
	Mayor	GAWA01	No	ECSA
Regional Council of Goyder	Hallett	GOYW01	Yes	ECSA
	Burra	GOYW02	Yes	ECSA
	Eudunda	GOYW03	Yes	ECSA
	Robertstown	GOYW04	No	ECSA
District Council of Grant	Mayor	GRAA01	Yes	ECSA
	Central	GRAW01	Yes	ECSA
	Tarpeena	GRAW02	No	ECSA
	Port MacDonnell	GRAW03	No	ECSA
City of Holdfast Bay	Mayor	HOLA01	Yes	ECSA
	Glenelg	HOLW01	Yes	ECSA
	Somerton	HOLW02	Yes	ECSA
	Brighton	HOLW03	Yes	ECSA
	Seacliff	HOLW04	Yes	ECSA
Kangaroo Island Council	Mayor	KANA01	Yes	ECSA
	Area Councillors	KANW01	Yes	ECSA
District Council of Karoonda East Murray	Mayor	KARA01	No	ECSA

Council Name	Position	Election Code	Contested	Admin Agency
	Area Councillors	KARW01	Yes	ECSA
District Council of Kimba	Area Councillors	KIMW01	Yes	ECSA
Kingston District Council	Mayor	KINA01	Yes	ECSA
	Area Councillors	KINW01	Yes	ECSA
Light Regional Council	Mayor	LIGA01	No	ECSA
	Dutton	LIGW01	Yes	ECSA
	Light	LIGW02	Yes	ECSA
	Laucke	LIGW03	Yes	ECSA
	Mudla Wirra	LIGW04	Yes	ECSA
District Council of Lower Eyre Peninsula	Area Councillors	LOWW01	Yes	ECSA
District Council of Loxton Waikerie	Mayor	LOXA01	Yes	ECSA
	Area Councillors	LOXW01	Yes	ECSA
City of Marion	Mayor	MARA01	Yes	ECSA
	Mullawirra	MARW01	Yes	ECSA
	Woodlands	MARW02	Yes	ECSA
	Warracowie	MARW03	Yes	ECSA
	Warriparinga	MARW04	Yes	ECSA
	Coastal	MARW05	Yes	ECSA
	Southern Hills	MARW06	Yes	ECSA
Mid Murray Council	Mayor	MIDA01	Yes	ECSA
	Eyre	MIDW01	Yes	ECSA
	Shearer	MIDW02	Yes	ECSA
	Murray	MIDW03	Yes	ECSA
City of Mitcham	Mayor	MITA01	Yes	ECSA
	Boorman	MITW01	Yes	ECSA
	Gault	MITW02	Yes	ECSA
	Overton	MITW03	Yes	ECSA
	Babbage	MITW04	Yes	ECSA
	Craigburn	MITW05	Yes	ECSA
	The Park	MITW06	Yes	ECSA
Mount Barker District Council	Mayor	MTBA01	No	ECSA
	North	MTBW01	Yes	ECSA
	Central	MTBW02	Yes	ECSA
	South	MTBW03	Yes	ECSA
City of Mount Gambier	Mayor	MTGA01	Yes	ECSA
	Area Councillors	MTGW01	Yes	ECSA
District Council of Mount Remarkable	Telowie	MTRW01	No	ECSA
	Willochra	MTRW02	Yes	ECSA
The Rural City of Murray Bridge	Mayor	MURA01	No	ECSA
	Area Councillors	MURW01	Yes	ECSA

Council Name	Position	Election Code	Contested	Admin Agency
Naracoorte Lucindale Council	Mayor	NARA01	Yes	ECSA
	Area Councillors	NARW01	Yes	ECSA
Northern Areas Council	Belalie	NORW01	Yes	ECSA
	Broughton	NORW02	No	ECSA
	Rocky River	NORW03	Yes	ECSA
	Yackamoорundie	NORW04	No	ECSA
City of Norwood Payneham & St Peters	Mayor	NPSA01	Yes	ECSA
	St Peters	NPSW01	Yes	ECSA
	Torrens	NPSW02	Yes	ECSA
	Payneham	NPSW03	Yes	ECSA
	Maylands/Trinity	NPSW04	Yes	ECSA
	West Norwood/Kent Town	NPSW05	Yes	ECSA
	Kensington/East Norwood	NPSW06	Yes	ECSA
City of Onkaparinga	Mayor	ONKA01	Yes	ECSA
	South Coast	ONKW01	Yes	ECSA
	Mid Coast	ONKW02	Yes	ECSA
	Knox	ONKW03	Yes	ECSA
	Pimpala	ONKW04	Yes	ECSA
	Thalassa	ONKW05	Yes	ECSA
	Southern Vales	ONKW06	Yes	ECSA
District Council of Orroroo Carrieton	Area Councillors	ORRW01	Yes	ECSA
District Council of Peterborough	Mayor	PETA01	No	ECSA
	Area Councillors	PETW01	Yes	ECSA
City of Playford	Mayor	PLAA01	Yes	ECSA
	Ward 1	PLAW01	Yes	ECSA
	Ward 2	PLAW02	Yes	ECSA
	Ward 3	PLAW03	Yes	ECSA
	Ward 4	PLAW04	Yes	ECSA
	Ward 5	PLAW05	Yes	ECSA
City of Port Adelaide Enfield	Mayor	PTAA01	Yes	ECSA
	Outer Harbor	PTAW01	Yes	ECSA
	Semaphore	PTAW02	Yes	ECSA
	Port Adelaide	PTAW03	Yes	ECSA
	Parks	PTAW04	Yes	ECSA
	Enfield	PTAW05	Yes	ECSA
	Klemzig	PTAW06	Yes	ECSA
Northfield	PTAW07	Yes	ECSA	
City of Port Augusta	Mayor	PAUA01	Yes	ECSA
	Area Councillors	PAUW01	Yes	ECSA
City of Port Lincoln	Mayor	PTLA01	Yes	ECSA

Council Name	Position	Election Code	Contested	Admin Agency
	Area Councillors	PTLW01	Yes	ECSA
Port Pirie Regional Council	Mayor	PTPA01	Yes	ECSA
	Area Councillors	PTPW01	Yes	ECSA
City of Prospect	Mayor	PROA01	Yes	ECSA
	North	PROW01	Yes	ECSA
	West	PROW02	Yes	ECSA
	Central	PROW03	Yes	ECSA
	East	PROW04	Yes	ECSA
Renmark Paringa Council	Mayor	RENA01	Yes	ECSA
	Area Councillors	RENW01	Yes	ECSA
District Council of Robe	Mayor	ROBA01	Yes	ECSA
	Area Councillors	ROBW01	Yes	ECSA
City of Salisbury	Mayor	SALA01	Yes	ECSA
	Central	SALW01	Yes	ECSA
	East	SALW02	Yes	ECSA
	South	SALW03	Yes	ECSA
	Hills	SALW04	Yes	ECSA
	Para	SALW05	Yes	ECSA
	North	SALW06	Yes	ECSA
	West	SALW07	Yes	ECSA
Southern Mallee District Council	Area Councillors	SOUW01	Yes	ECSA
District Council of Streaky Bay	Flinders	STRW01	Yes	ECSA
	Eyre	STRW02	Yes	ECSA
Tatiara District Council	Mayor	TATA01	No	ECSA
	Area Councillors	TATW01	Yes	ECSA
City of Tea Tree Gully	Mayor	TEAA01	Yes	ECSA
	Pedare	TEAW01	Yes	ECSA
	Drumminor	TEAW02	Yes	ECSA
	Hillcott	TEAW03	Yes	ECSA
	Balmoral	TEAW04	Yes	ECSA
	Steventon	TEAW05	Yes	ECSA
	Water Gully	TEAW06	Yes	ECSA
District Council of Tumby Bay	Mayor	TUMA01	Yes	ECSA
	Area Councillors	TUMW01	Yes	ECSA
Corporation of the City of Unley	Mayor	UNLA01	Yes	ECSA
	Unley	UNLW01	Yes	ECSA
	Parkside	UNLW02	Yes	ECSA
	Fullarton	UNLW03	No	ECSA
	Goodwood	UNLW04	Yes	ECSA
	Clarence Park	UNLW05	Yes	ECSA

Council Name	Position	Election Code	Contested	Admin Agency
	Unley Park	UNLW06	No	ECSA
City of Victor Harbor	Mayor	VICA01	Yes	ECSA
	Area Councillors	VICW01	Yes	ECSA
Wakefield Regional Council	Mayor	WAKA01	No	ECSA
	North	WAKW01	Yes	ECSA
	Central	WAKW02	Yes	ECSA
	South	WAKW03	Yes	ECSA
Corporation of the Town of Walkerville	Mayor	WALA01	No	ECSA
	Area Councillors	WALW01	Yes	ECSA
Wattle Range Council	Mayor	WATA01	Yes	ECSA
	Kintore	WATW01	No	ECSA
	Riddoch	WATW02	Yes	ECSA
	Corcoran	WATW03	Yes	ECSA
	Sorby Adams	WATW04	Yes	ECSA
City of West Torrens	Mayor	WSTA01	Yes	ECSA
	Keswick	WSTW01	Yes	ECSA
	Hilton	WSTW02	Yes	ECSA
	Plympton	WSTW03	Yes	ECSA
	Lockleys	WSTW04	Yes	ECSA
	Airport	WSTW05	Yes	ECSA
	Morphett	WSTW06	Yes	ECSA
	Thebarton	WSTW07	Yes	ECSA
City of Whyalla	Mayor	WHYA01	Yes	ECSA
	Area Councillors	WHYW01	Yes	ECSA
Wudinna District Council	Area Councillors	WUDW01	No	ECSA
District Council of Yankalilla	Field	YANW01	Yes	ECSA
	Light	YANW02	Yes	ECSA
Yorke Peninsula Council	Mayor	YORA01	Yes	ECSA
	Kalkabury	YORW01	Yes	ECSA
	Gum Flat	YORW02	Yes	ECSA
	Innes/Penton Vale	YORW03	Yes	ECSA

2. Alphabetic list of candidates

Candidate Name	Ballot Paper Name	Elected	Election Code
Abbott, James	ABBOTT, James		PTAW06
Abiad, Houssam	ABIAD, Houssam	Elected	ADEW02
Abley, Rebecca Sue	ABLEY, Rebecca	Elected	HOLW01
Abrahimzadeh, Arman	ABRAHIMZADEH, Arman	Elected	ADEA02
Adair, Irene	ADAIR, Irene	Elected	WHYW01
Adam, Robert George	ADAM, Rob		SALW04
Adamo, Caroline	ADAMO, Carrie	Elected	COOW01
Adams, John	ADAMS, John		MARW03
Agius, Edgar	AGIUS, Edgar	Elected	CHAW08
Agnew, Deborah Jane	AGNEW, Deb	Elected	WATW04
Agnew, Raymond George	AGNEW, Ray		YORA01
Alder, Ann	ALDER, Ann	Elected	CLAW01
Aldridge, Gillian Mary	ALDRIDGE, Gillian	Elected	SALA01
Aldridge, Mark	ALDRIDGE, Mark Marshall		PLAA01
Alexandrides, Paul	ALEXANDRIDES, Paul	Elected	CHAW07
Ali, Abdurhman Haj	ALI, Abdurhman Haj		WSTW03
Ali, Didar	ALI, Didar		NARW01
Allen-Jordan, Hannah Louise	ALLEN-JORDAN, Hannah	Elected	TUMW01
Aloi, Bruno	ALOI, Bruno		CAMW02
Altschwager, Sonya Marie	ALTSCHWAGER, Sonya	Elected	LOXW01
Amato, Daniele	AMATO, Daniele		PAUA01
Amber, Laurence Maxwell	AMBER, Max		CAMW02
Amoroso, Kate	AMOROSO, Kate	Elected	MTGW01
Anandan, Bhushan Kumar	AK, Bhushan		PTAW04
Anastassiadis, Koula	ANASTASSIADIS, Kay	Elected	UNLW02
Anchor, Benjamin Timothy	ANCHOR, Benjamin		NPSW03
Anderson, Kenneth Paul	ANDERSON, Ken	Elected	FLIW01
Anderson, Scott	ANDERSON, Scott		CHAW03
Anderson, Tia Louisa Jane	ANDERSON, Tia		KANW01
Andrews, Andrew	ANDREWS, Andrew		BURW02
Andrews, Michael	ANDREWS, Michael		BARW01
Angas, Colin John	ANGAS, John	Elected	BARW01
Angelino, Raffaele	ANGELINO, Raffaele		CAMW01
Anspach, Tamsin	ANSPACH, Tamsin		UNLW05
Antonio, Thomas Anthony	ANTONIO, Thomas Anthony		WHYA01
Appleby, Jerome David	APPLEBY, Jerome David		MARW01
Arcus, Philip Thomas	ARCUS, Philip		KIMW01
Arifi, Akram	ARIFI, Akram	Elected	PLAW05
Armfield, William Roy	ARMFIELD, William	Elected	KINW01
Armstrong, Driller Jet	ARMSTRONG, Driller Jet		ADEW02
Arthur, Jeffrey James	ARTHUR, Jeff (Tank)	Elected	CORW01
Arthur, Lyaal Douglas	ARTHUR, Lyaal Douglas		MTRW02
Arthur, Timothy Ryan	ARTHUR, Tim		MTRW02
Ashby, Robert Johnston	ASHBY, Robert	Elected	WALW01
Asher, Frances J.	ASHER, Frances J		LOXA01
Assal, Moheb	ASAL, Moheb		MARW05
Atkinson, Elizabeth Ann	ATKINSON, Annie		BARW01
Augustine, Jinesh	AUGUSTINE, Jinesh		PTAW05
Aust, Rosaleen	AUST, Rosie		HOLW01
Aylett, Melinda Leanne	AYLETT, Mel		COOW01
Bagster, Lance	BAGSTER, Lance James		BURW04
Bailey, Carol Dawn	BAILEY, Carol	Elected	MTBW02
Bailey, Ian Ailwyn	BAILEY, Ian	Elected	ADHW01
Bailey, Simone	BAILEY, Simone	Elected	MIDW02
Bails, Michael	BAILS, Michael		MTBW02

Candidate Name	Ballot Paper Name	Elected	Election Code
Bain, Bruce James	BAIN, Bruce James	Elected	GRAW01
Bain, Glenn Peter	BAIN, Glenn		ADEW01
Bain, Graham Walter	BAIN, Graham Walter		CHAW01
Bais, Laury Hendrik	BAIS, Laury		WAKW02
Baker, Marilyn	BAKER, Marilyn	Elected	PLAW04
Balaza, David Matthew	BALAZA, David Matthew		SALW02
Balch, Stephen John	BALCH, Steve		BARW01
Baldock, Graeme John	BALDOCK, Graeme John	Elected	KIMW01
Balfort, Gary	BALFORT, Gary		PLAW02
Baltensperger, Andrew	BALTENSBERGER, Andrew	Elected	MURW01
Bange, Jane Cornelia	BANGE, Jane	Elected	MITW06
Banning, Kenneth Douglas	BANNING, Ken		NARW01
Barabas, Alex Stephen	BARABAS, Alex		CHAW07
Barbaro, Domenic Antonio	BARBARO, Dom	Elected	CAMW02
Barbaro, Paul	BARBARO, Paul		TEAA01
Barber, Travis Maxwell	BARBER, Travis Maxwell	Elected	STRW01
Barca, Anthony (Tony)	BARCA, Tony	Elected	PTAW06
Barnes, Dami	BARNES, Dami		UNLW01
Barnett, Kristina Murray	BARNETT, Kristina	Elected	PROW02
Barone, Elviro Claudio	BARONE, Claudio		ADEA02
Barrett, Donald Robert	BARRETT, Don	Elected	BARW01
Barrie, Julie	BARRIE, Julie		CORW01
Bartholomaeus, Malcolm Kingsley	BARTHOLOMAEUS, Malcolm	Elected	CLAW01
Bartnik, Robert Piotr	BARTNIK, Robert		WSTW06
Basham, Mark Andrew	BASHAM, Mark	Elected	PTAW07
Basley, Michael William	BASLEY, Mike		PTPA01
Bates, Antony William	BATES, Antony (Tony)		SALW04
Bates, Malcolm Robert	BATES, Bob	Elected	ROBW01
Bayly, Geoffrey Richard	BAYLY, Geoff	Elected	LOWW01
Bedford, Sean	BEDFORD, Sean		SALW03
Bell, Susan	BELL, Su		COPW01
Benbow, Brett	BENBOW, Brett Andrew	Elected	PAUA01
Bennett, Anthony	BENNETT, Anthony	Elected	YORW03
Bergmann, Ian	BERGMANN, Ian	Elected	CEDW01
Berry, Jasmine Lee	BERRY, Jasmine	Elected	MITW02
Bills, Graham Maynard	BILLS, Graham Maynard		BURW02
Bills, Tesslyn Amanda	BILLS, Tesslyn		BURW04
Bishop, MaryLou	BISHOP, MaryLou	Elected	WALW01
Bittner, Naomi Kate	BITTNER, Naomi	Elected	YORW02
Black, Deb	BLACK, Deb		CHAW08
Black, Judith Marie	BLACK, Judy		CAMW01
Blackborough, Lucia	BLACKBOROUGH, Luci	Elected	CAMW01
Blackmore, Maria Teresa	BLACKMORE, Maria	Elected	SALW02
Blaikie, Christopher Grant	BLAIKIE, Chris		LIGW01
Blakemore, Scott	BLAKEMORE, Scott		MTBW02
Bland, Sharon	BLAND, Sharon	Elected	CORW03
Blieschke, Peter Francis	BLIESCHKE, Peter		MTRW02
Boan, Claire	BOAN, Claire	Elected	PTAA01
Bocchino, Damian Roger Leslie	BOCCHINO, Danny		BERW01
Boisvert, Jennifer	BOISVERT, Jennie	Elected	UNLW05
Bonham, Jennifer Dawn	BONHAM, Jennifer		UNLW01
Bonomi, Therese	BONOMI, Therese	Elected	CAMW05
Boon, Kay	BOON, Kay	Elected	APCW02
Boothby, Leonie	BOOTHBY, Leonie	Elected	BARW01
Boseley, Rebecca Karetaimoana	BOSELEY, Rebecca	Elected	SOUW01
Boston, Kylie Ann	BOSTON, Kylie	Elected	GRAW01
Bottroff, Lisa	BOTTROFF, Lisa		MIDA01
Bouchée, Rosalina Marie	BOUCHÉE, Mikki	Elected	HOLW02

Candidate Name	Ballot Paper Name	Elected	Election Code
Bowman, Kathleen	BOWMAN, Kathie	Elected	ORRW01
Bowyer, Peter Norman	BOWYER, Peter Norman	Elected	WAKW03
Box, Jordan	BOX, Jordan		NPSW03
Boxall, Christopher John	BOXALL, Christopher John		CLAW01
Boyd, Kirrilee	BOYD, Kirrilee	Elected	ADHW01
Boyd, Michael Alan	BOYD, Michael Alan	Elected	ROBW01
Boylan, Francis Damien	BOYLAN, Frank		HOLW01
Bradbury-Calvert, Elizabeth	CALVERT, Elizabeth	Elected	CLAW01
Bradford, Karyn Anne	BRADFORD, Karyn	Elected	ALEW03
Bradley, Alexander	BRADLEY, Alex		GAWW01
Bradley, Danny Keith	BRADLEY, Danny Keith		APCW02
Bradshaw, Annette Frances	BRADSHAW, Annette	Elected	HOLW04
Braun, Lisa	BRAUN, Lisa	Elected	SALW07
Braund, Darren Terry	BRAUND, Darren Terry	Elected	YORA01
Bravington, Elijah	BRAVINGTON, Elijah		PROW03
Bray, Martin	BRAY, Martin	Elected	ONKW06
Brellas, Haralambos	BRELLAS, Nick	Elected	COOW01
Breuer, Lynette Ruth	BREUER, Lyn		WHYA01
Breuer, Timothy Raymond	BREUER, Tim		WHYW01
Brewster, Joyce Lorraine	BREWSTER, Joyce Lorraine	Elected	CEDW01
Bria, Roberto Aldo	BRIA, Robert	Elected	NPSA01
Brinkley, Michael	BRINKLEY, Michael		UNLW02
Britza, Yvonne Margaret	BRITZA, Yvonne		CLEW01
Broadfoot, Andrea	BROADFOOT, Andrea	Elected	PTLW01
Broniecki, Monica	BRONIECKI, Monica	Elected	UNLW06
Brooks, Elbert	BROOKS, Elbert		ADEW01
Broughton, Gary Lee	BROUGHTON, Gary Lee		RENW01
Broughton, Graham Ross	BROUGHTON, Graham		PAUW01
Brown, Glenn Philip	BROWN, Glenn	Elected	WATW03
Brown, Graeme	BROWN, Graeme		BURW01
Brown, Paul Gibson	BROWN, Paul Gibson	Elected	CEDW01
Brown, Phillip Keith	BROWN, Phillip	Elected	PAUW01
Brown, Sandra Kaye	BROWN, Sandra	Elected	ONKW04
Browne, Benedict James	BROWNE, Ben	Elected	NORW02
Brug, Beau	BRUG, Beau	Elected	SALW07
Bruhn, Leon	BRUHN, Leon	Elected	CLAW01
Bruins, Max	BRUINS, Max	Elected	MTGW01
Bryant, David John	BRYANT, David John		SALW04
Bryant, Thelma Diane	BRYANT, Thelma Diane		TUMW01
Buchanan, Chad Robert Cambell	BUCHANAN, Chad	Elected	SALW01
Budarick, Kym Scott	BUDARICK, Kym Scott		KANW01
Budge, Ian James	BUDGE, Ian James		MITW02
Bugingo, Simion	BUGINGO, Simion		PLAW02
Bullock, William Trafford Royden	BULLOCK, Bill		ALEW02
Bulyga, Walter	BULYGA, Walter		CHAW04
Burch, Anthony John	BURCH, Tony		GRAW01
Burdett, Kevin John	BURDETT, Kevin John	Elected	KARW01
Burfitt, Ian Lindsay	BURFITT, Ian	Elected	CLAW01
Burford, Michael	BURFORD, Michael	Elected	PETW01
Burgess, David James	BURGESS, Dave	Elected	MIDA01
Burrow, Dean	BURROW, Dean Francis	Elected	WATW02
Burt, David Rees	BURT, David		MTGW01
Burton, Douglas Gordon	BURTON, Douglas Gordon		CLEW01
Button, Christopher Peter	BUTTON, Peter	Elected	BAWW01
Byerlee, Emily Josephine	BYERLEE, Emily Josephine		ORRW01
Byram, Janet Margaret	BYRAM, Janet		MARA01
Byrne, Sharka Charlotte	BYRNE, Sharka Charlotte		PLAW04
Callaghan, Kym Leslie	CALLAGHAN, Kym Leslie	Elected	ELLW01

Candidate Name	Ballot Paper Name	Elected	Election Code
Callisto, Giovanni (John)	CALLISTO, John	Elected	NPSW06
Calyx, Cobi	CALYX, Cobi		ONKW01
Cameron, Phillip John	CAMERON, Phil	Elected	CLEW01
Campbell, Alice	CAMPBELL, Alice	Elected	CHAW07
Cane, Tracey-Lee	CANE, Tracey-Lee		ALEW05
Cant, Brian Stuart	CANT, Brian Stuart	Elected	KIMW01
Carbone, John	CARBONE, John		COPW01
Carbone, Julian	CARBONE, Julian	Elected	BURW03
Cargill, James	CARGILL, James		PAUW01
Carroll, Diana	CARROLL, Diana		ADEW02
Carruthers, Richard William	CARRUTHERS, Richard William	Elected	YORW01
Carter, Colin William	CARTER, Colin		WHYW01
Carter, Henry	CARTER, Henry		ADHW02
Carter, John Robert	CARTER, John	Elected	ALEW05
Carter, Richard James	CARTER, Rick		ADEW01
Caruso, Linda Marjorie	CARUSO, Linda		SALW06
Casciano, Elena	CASCIANO, Elena	Elected	CAMW03
Castine, Lee Alistair Hayward	CASTINE, Lee Alistair Hayward		NARA01
Caswell, Kathryn Michelle	CASWELL-CAMPBELL, Kathryn Michelle		WHYA01
Centofanti, Rhonda Louise	CENTOFANTI, Rhonda Louise	Elected	BERW01
Centrella, Dario	CENTRELLA, Dario		UNLA01
Chabrel, Philip Marcelin	CHABREL, Philip	Elected	HOLW01
Chadwick, Helen	CHADWICK, Helen		ONKW04
Chambers, Cassandra	CHAMBERS, Cassandra	Elected	PETW01
Chapman, Grant Allan	CHAPMAN, Grant Allan	Elected	ORRW01
Chappell, Brenton William	CHAPPELL, Brenton		COPW01
Charles, Peter Alexander	CHARLES, Peter (Oopsy)	Elected	VICW01
Charlton, Christopher Donald	CHARLTON, Christopher		KINW01
Chataway, Roslyn	CHATAWAY, Roslyn		UNLW01
Chirgwin, Rosalie Mary	CHIRGWIN, Rosalie		KANW01
Chirmuley, Dilip	CHIRMULEY, Dilip		PROA01
Chown, Ronald Mark	CHOWN, Mark		RENW01
Chrisakis, Van Thuy Thi	CHRISAKIS, Van Tran		CHAW04
Christie, Alistair	CHRISTIE, Alistair	Elected	YANW02
Christopoulos, Adriana	CHRISTOPOULOS, Adriana	Elected	MITW01
Ciccarello, Vincenzina	CICCARELLO, Vini		NPSW06
Clancy, Kendra Marie	CLANCY, Kendra	Elected	MARW01
Clancy, Rosemary Anne	CLANCY, Rosemary	Elected	HOLW03
Clark, Denis Vincent	CLARK, Denis Vincent	Elected	NORW01
Clarke, Douglas Hood	CLARKE, Doug		LOWW01
Clarke, Janice Ruth	CLARKE, Janice		LIGW04
Clayfield, Gillian Mary	CLAYFIELD, Gill	Elected	GRAW03
Clayton, Barbara	CLAYTON, Barbara	Elected	PTAW05
Clements, Peter Ian	CLEMENTS, Peter Ian		KANA01
Clerke, Trevor Noel	CLERKE, Trevor Noel		YORW02
Close, William Joseph	CLOSE, Bill	Elected	LIGW04
Coates, Jillian Louise	COATES, Jill		LOWW01
Codrington, Peter Colin	CODRINGTON, Peter Colin	Elected	CEDW01
Cole, William George	COLE, Bill		PAUW01
Coleman, Norman Richard	COLEMAN, Norm	Elected	WALW01
Coleman, Robin Philip	COLEMAN, Robin	Elected	TEAW06
Collins, Michael Aaron	COLLINS, Aaron		HOLW02
Connor, Joby Todd	CONNOR, Joby	Elected	PTPW01
Cook, Gregory	COOK, Gregory James	Elected	CLEW01
Cook, Jeffrey Gordon	COOK, Jeff	Elected	YORW02
Coomans, William Edward	COOMANS, Bill	Elected	ALEW01
Coombe, Howard Frayne	COOMBE, Howard Frayne		ADHW01

Candidate Name	Ballot Paper Name	Elected	Election Code
Coote, Timothy Steven	COOTE, Timothy Steven		PTLW01
Coppins, Stephen Wayne	COPPINS, Stephen	Elected	PLAW02
Corbell Moore, Priscilla Adele	CORBELL MOORE, Priscilla		ADEW03
Corigliano, Giuliana	IENCO, Giuliana		PLAW01
Cornish, Peter William	CORNISH, Peter	Elected	BURW06
Costanzo, Sonia Luana	COSTANZO, Sonia		WSTW06
Couros, Mary	COUROS, Mary	Elected	ADEW01
Cowan, Beau	COWAN, Beau	Elected	ONKW02
Cox, Sharon Wendy	COX, Sharon Wendy	Elected	WATW03
Coxon, Michael Stuart	COXON, Michael Stuart	Elected	WSTA01
Crabbe, Christopher	CRABBE, Chris		HOLW02
Craig, Andrew	CRAIG, Andrew	Elected	PLAW03
Cranwell, Donald Mark	CRANWELL, Don		ADHW01
Cresshull, Michael	CRESSHULL, Michael		WHYW01
Critchley, Vincent Gregory	CRITCHLEY, Vince		MIDW02
Croci, John Alexander	CROCI, John Alexander	Elected	PTAW04
Crombie, Ian Christopher	CROMBIE, Ian Christopher	Elected	COOW01
Cross, Andrew	CROSS, Andrew Martin		APCW01
Crossland, Ian Derek	CROSSLAND, Ian Derek	Elected	MARW05
Crossling, Monique	CROSSLING, Monique	Elected	NARW01
Cruz, Helika	CRUZ, Helika		WSTW07
Cusack, Thorold Olsson Douglas (Tod)	CUSACK, Tod		MURW01
Cutler, Jan (Foxy)	CUTLER, Jan (Foxy)		CHAW04
Cutovic, Drew	CUTOVIC, Drew		CHAW04
Cutts, Anthony	CUTTS, Anthony		WHYW01
Dabrowski, Robert Adam	DABROWSKI, Rob		UNLW02
Dadzis, Astra	DADZIS, Astra		ONKW02
Dahal, Kamal	DAHAL, Kamal		SALW06
Dalla Santa, Beaudine	DALLA SANTA, Beaudine		PAUW01
Daly, Kenneth Roy	DALY, Ken		HOLW03
Daniel, Paul	DANIEL, Paul		SOUW01
Daniele, Peppino Massimo Nicola	DANIELE, Peppino (Joe)	Elected	APCW02
Daniell, Nathan David	DANIELL, Nathan	Elected	ADHW01
Davey, Denis Ronald	DAVEY, Denis Ronald		PLAW04
Davey, Jane	DAVEY, Jane	Elected	BURW05
Davey, Trevor Maxwell	DAVEY, Trevor		YORW01
Davies, Cody	DAVIES, Cody	Elected	GAWW01
Davies, Linda	DAVIES, Linda	Elected	PTLW01
Davis, Faye	DAVIS, Faye	Elected	PTLW01
Davis, Robert Lloyd Henry	DAVIS, Henry	Elected	BURW04
Davison, Nathan Graham	DAVISON, Nathan		HOLA01
Daws, Mike	DAWS, Mike	Elected	BURW02
Dawson, Peter John	DAWSON, Peter		PLAW02
Dawson, Sherri	DAWSON, Sherri		SALW02
Day, Ellenor Patricia	DAY, Ellenor Patricia		FLIW01
De Backer, Alison	De BACKER, Alison	Elected	PROW03
De Bondi, Phillip John	De BONDI, Phil		ADEW03
de Graaf, Alana Kelly	DE GRAAF, Alayna	Elected	ONKW03
De Jonge, Robert	DE JONGE, Robert		MARA01
De Michele, John	De MICHELE, John	Elected	MURW01
De Rosa, Massimino	DE ROSA, Max		UNLW02
de Vries, David Malcolm	de VRIES, Dave	Elected	BARW01
Deakin, Jonathan	DEAKIN, Jon		ONKW02
Dean, Christopher	DEAN, Christopher		PETW01
Dee, Khun	DEE, Khun		MTGW01
Deed, Samuel	DEED, Samuel		WSTW02
Dell'Antonio, Rino Joseph	DELL'ANTONIO, Rino	Elected	ROBW01

Candidate Name	Ballot Paper Name	Elected	Election Code
Demetriou, George	DEMETRIOU, George		WSTA01
den Hartog, Joost	den HARTOG, Joost	Elected	PTAW03
Denholm, Peter Allan	DENHOLM, Peter Allan	Elected	KANW01
Dennis, Thomas Alexander	DENNIS, Tom	Elected	NARW01
Denton, Gavin Harold	DENTON, Gavin		TEAW01
Desteno, David John	DESTENO, David		CAMW05
Dewing, Suzanne (Sue)	DEWING, Sue	Elected	UNLW01
Di Troia, Carmine	Di TROIA, Carmine	Elected	APCW03
Dickenson, Bradley John	DICKENSON, Bradley		NARW01
Dinh, Kim Phuong	DINH, Kim	Elected	PTAW04
Dixon, Andrew Malcolm	DIXON, Andrew		BURW01
Dixon, Kyran	DIXON, Kyran		PTAW03
Docherty, Glenn Brian	DOCHERTY, Glenn	Elected	PLAA01
Dodd, Geoffrey Philip	DODD, Geoff	Elected	PTLW01
Dodd, Jordan McCaghern	DODD, Jordan	Elected	UNLW03
Donovan, Helen	DONOVAN, Helen	Elected	ADEW03
Doolette, Ann	DOOLETTE, Ann		UNLW04
Dotto, Vania	DOTTO, Vania Louise		WSTW05
Dottore, Carlo	DOTTORE, Carlo	Elected	NPSW03
Dowden, Peter John	DOWDEN, Peter (Pedro)		ELLW01
Downing, Nicole Susan	DOWNING, Nikki (Nicole)		FLIW01
Downs-Woolley, Stephen John	WOOLLEY, Steve	Elected	LOWW01
Draggett, Karon	DRAGGETT, Karon Lee		ONKW06
Drew, John Franklin	DREW, John	Elected	WATW03
Drummond, Lucy	DRUMMOND, Lucy Patricia	Elected	CLAW01
Du Bois, Richard Andrew	Du BOIS, Richard Andrew	Elected	WUDW01
Du Rieu, Henry Robertson	Du RIEU, Henry Robertson	Elected	RENW01
Dudley, Jay	DUDLEY, Jay		ELLW01
Duff, Aaron	DUFF, Aaron		ONKW03
Duggin, Peter James	DUGGIN, Peter James		RENA01
Duin, Anna	DUIN, Anna		PLAW03
Dukalskis, Megan Jane	DUKALSKIS, Megan	Elected	GRAW01
Duke, Kevin John	DUKE, Kevin	Elected	NPSW03
Duncan, Adam	DUNCAN, Adam	Elected	SALW02
Duncan, Maggie May	DUNCAN, Maggie	Elected	MARW06
Dunis, Valdis Andris	DUNIS, Valdis		ADEW01
Dunn, David Keith	DUNN, David K		WHYW01
Dunnicliff, Peter Alan	DUNNICLIFF, Peter	Elected	WATW01
Dunsford, Allan Thomas	DUNSFORD, Allan Thomas		SOUW01
Dunstall, Maurice John	DUNSTALL, Maurice John		HOLW01
Earl, Julien Grace	EARL, Julie	Elected	NARW01
Earle-Russo, Sandra Kay	EARLE-RUSSO, Sandra		NPSW04
Eason, David Frederick Charles	EASON, Dave	Elected	BAWW01
Eaton, Geoffrey	EATON, Geoff	Elected	ONKW05
Eckermann, Karen Jane	ECKERMANN, Karen Jane	Elected	MURW01
Economos, Nicholas	ECONOMOS, Nicholas		MITW03
Edwards, David	EDWARDS, David (Eddy)	Elected	TATW01
Edwards, Luke Patrick	EDWARDS, Luke Patrick		NPSW02
Edwards, Michael Anthony	EDWARDS, Michael Anthony		PLAW05
Ellery, James	ELLERY, James		TEAW04
Elliott, Ann	ELLIOTT, Annie		MARW01
Elliott, Jody Louise	ELLIOTT, Jody	Elected	GRAW01
Elliott, Robert Charles	ELLIOTT, Robert		GRAW01
Ellis, Keith Hartley	ELLIS, Keith		LIGW01
El-Youssef, Ahmad Jamal	EL-YOUSSEF, Ahmad		SALW02
Emmerich, Klaus Allen Ernst	EMMERICH, Klaus		WATW03
England, Christopher Edward	ENGLAND, Chris	Elected	KINW01

Candidate Name	Ballot Paper Name	Elected	Election Code
Evans, Angela Jane	EVANS, Angela Jane	Elected	CHAA01
Evans, Hannah	EVANS, Hannah	Elected	PTAW07
Evans, Margaret McLean	EVANS, Margaret McLean	Elected	BERW01
Evans, Stanley George	EVANS, Stan		ADHW01
Excell, Graham John	EXCELL, Graham John	Elected	TATA01
Fahey, Simon James	FAHEY, Simon James		NPSW05
Farnden, Michael	FARNDEN, Michael		WSTW01
Farrier, Michael	FARRIER, Michael	Elected	ALEW03
Faurie, Florent	FAURIE, Florent		PTAW06
Featherston, Barry James	FEATHERSTON, Barry		ALEW03
Federico, Joe	FEDERICO, Joe		PLAW03
Feneley (Thompson), Erin	THOMPSON, Erin	Elected	ONKA01
Fennell, Grant Andrew	FENNELL, Grant Andrew	Elected	CLEW01
Ferguson, Ann Shirley	FERGUSON, Ann Shirley	Elected	MTBA01
Ferguson, Mark	FERGUSON, Mark		CAMW01
Ferrao, Gerard	FERRAO, Gerard	Elected	CHAW01
Field, Peter	FIELD, Peter	Elected	TEAW06
Fischer, Kevin	FISCHER, Kevin		GAWW01
Fisher, Stephen Edward	FISHER, Stephen Edward	Elected	MITW02
Fisk, Lloyd Robert (Bob)	FISK, Bob		HOLW01
Flaherty, Anthony John (Tony)	FLAHERTY, Tony		APCA01
Flaherty, Bradley Brian	FLAHERTY, Brad	Elected	PTLA01
Flavel, John Francis	FLAVEL, Jody	Elected	LOXW01
Fleming, Jane Mary	FLEMING, Jane Mary	Elected	HOLW03
Flint, Gregory David	FLINT, Greg	Elected	FLIW01
Flynn, John Patrick	FLYNN, John	Elected	CAMW05
Fong, Leo	FONG, Leo		ONKW02
Foord, Andrew Mark	FOORD, Andrew		TEAW04
Foote, Louise	FOOTE, Louise	Elected	PAUW01
Ford, Joylene Joan	FORD, Joylene Joan	Elected	ORRW01
Forde, Anthony	FORDE, Tony		MARW03
Foreman, Janice	FOREMAN, Jan		VICW01
Forrester, Leonard Thomas John	FORRESTER, Leonard Thomas John	Elected	MIDW01
Foster, Craig	FOSTER, Craig		MTGW01
Francis, Janette Gail	FRANCIS, Janette Gail		ONKW01
Frankcom, Mark	FRANKCOM, Mark	Elected	LIGW02
Franklin, Kimberley	FRANKLIN, Kimberley		MTBW01
Franklin, Sharran Lee	FRANKLIN, Sharran Lee	Elected	FRAW01
Fraser, Diane Eleanor	FRASER, Diane	Elected	GAWW01
Fresiello, Rocco Andrew	FRESIELLO, Rocco		MURW01
Freytag, Justin Bernard	FREYTAG, Justin		COOA01
Fricker, Elizabeth	FRICKER, Elizabeth	Elected	WALA01
Fuller, Michael Robert	FULLER, Mike	Elected	BERW01
Furber, Loretta Ann	FURBER, Ann		BAWW01
Furlan, Stephen Anthony	FURLAN, Stephen	Elected	WALW01
Furlong, Bradley Phillip	FURLONG, Brad		SALW07
Furtado, Moira	FURTADO, Moira		SALW01
Gadaleta, Dino	GADALETA, Dino	Elected	PTPW01
Galea, Michael	GALEA, Michael		ALEW02
Gamertsfelder, Jakob	GAMERTSFELDER, Jakob		MIDW01
Gamtcheff, Mark Andrew	GAMTCHEFF, Mark		MITW06
Gard, Timothy John Brentnall	GARD, Tim	Elected	MARW05
Gardner, Margaret Anne	GARDNER, Margaret Anne	Elected	ALEW05
Garner, Reagan	GARNER, Reagan		MTBW03
Gartrell, Grant	GARTRELL, Grant		ALEW01
Gebhardt, William Donald	GEBHARDT, Bill	Elected	GOYW02
Gejas, Shauna Elizabeth	GEJAS, Shauna		GAWW01

Candidate Name	Ballot Paper Name	Elected	Election Code
Gerhardy, Saskia Petronella	GERHARDY, Saskia		ONKW06
Ghasimy, Shukria	GHASIMY, Shukria		PTAW05
Ghent, Stuart Wilson	GHENT, Stuart	Elected	CHAW01
Ghimire, Lok Nath	GHIMIRE, Lok Nath		SALW01
Gibbs, Wayne Leslie	GIBBS, Wayne Leslie		YANW02
Gidman, Beverley Dawn	GIDMAN, Beverley		GAWW01
Giles, Allan Geoffrey	GILES, Geoff	Elected	FRAW01
Giles, Wendy Anne	GILES, Wendy		PETW01
Gill, Betty (Elizabeth)	GILL, Betty		SALW02
Gill, Pauline	GILL, Pauline Elizabeth	Elected	ADHW02
Gilmore, Byron Keith	GILMORE, Byron		GRAW01
Gitsham, Darren	GITSHAM, Darren		ADEW02
Giumelli, Alex	GIUMELLI, Alex		WHYW01
Gladigau, Kelly	GLADIGAU, Kelly		MIDW03
Glass, Stewart	GLASS, Stewart		ALEW01
Glazbrook, Timothy James	GLAZBROOK, Tim	Elected	VICW01
Gluyas, Jodie Marie	GLUYAS, Jodie	Elected	KINW01
Godden, Robert Charles James	GODDEN, Robert Charles James		ONKW03
Goehring, Ralph Ernst	GOEHRING, Ralph	Elected	ORRW01
Gohil, Raturajsinh Ranjitsinh	GOHIL, Raj		SALW05
Golding, Dan	GOLDING, Dan		ONKW05
Golding, Leslie Alan	GOLDING, Les		MARW01
Golding, Nedd	GOLDING, Nedd	Elected	CLAW01
Goldstone, Kelvin Leigh	GOLDSTONE, Kelvin	Elected	GAWW01
Goodrich, Liam Shaun	GOODRICH, Liam		PLAW01
Goossens, Elizabeth Ann	GOOSSENS, Liz	Elected	TATW01
Gossink, Veronica	GOSSINK, Veronica	Elected	PLAW03
Grain, Jason	GRAIN, Jason	Elected	LIGW01
Granozio, Connie	GRANOZIO, Connie	Elected	NPSW04
Grant, Christopher Mark	GRANT, Chris	Elected	ADHW02
Grant, Robert Hugh	GRANT, Robert Hugh		CHAW04
Gray, Kylie Leanne	GRAY, Kylie Leanne		YORW03
Greaves, Heidi	GREAVES, Heidi	Elected	ONKW03
Greco, Christian	GRECO, Christian	Elected	MTGW01
Green, Daniel	GREEN, Daniel		UNLW01
Green, Linda Rose	GREEN, Linda	Elected	ADHW02
Greenshields, Michael John	GREENSHIELDS, Michael	Elected	WAKW02
Grenfell, Kylie Ann	GRENFELL, Kylie	Elected	SALW05
Grewal, Jung Bahadur Singh	GREWAL, Jung		HOLW01
Grieger, Andrew John	GRIEGER, Andrew John	Elected	SOUW01
Griffin, Mark Anthony	GRIFFIN, Mark Anthony		MITW02
Griffin, Paul Bruce	GRIFFIN, Paul		TEAW01
Griffin, Richard Thomas	GRIFFIN, Richard		ONKW06
Griffits, Matthew John	GRIFFITS, Matthew		COPW01
Grigg, Neville George	GRIGG, Neville		CAMW05
Groote, Mark Rainer	GROOTE, Mark	Elected	PROW03
Grosser, Ian David	GROSSER, Ian David	Elected	MTBW02
Grossman, Mark Ronald	GROSSMAN, Mark		BARW01
Grundy, Cameron Norman	GRUNDY, Cameron	Elected	NARW01
Guare, Brad	GUARE, Brad		CAMW05
Gulin, Alison Margaret	GULIN, Ali	Elected	PTPW01
Gunn, Graham McDonald	GUNN, Graham McDonald	Elected	STRW02
Gupta, Shital	GUPTA, Shital		WSTW04
Habermann, Elizabeth Kaye	HABERMANN, Liz	Elected	WUDW01
Hackett, Peter Ivan George	HACKETT, Peter	Elected	STRW01
Haebich, David	HAEBICH, David	Elected	BARW01
Haidari, Mohammad	H Aidari, Mohammad		PLAW04

Candidate Name	Ballot Paper Name	Elected	Election Code
Hall, Jeffrey Wayne	HALL, Jeffrey	Elected	MIDW03
Halls, Shirley Patricia	HALLS, Shirley	Elected	PLAW05
Halman, Ben	HALMAN, Ben		PROW02
Hamilton, Daniel	HAMILTON, Dan		ADHW01
Hamilton, Mark Eric	HAMILTON, Mark Eric		ADEA01
Hamilton, Susan Willa	HAMILTON, Susan		MTBW01
Hancock, Malcolm Bruce	HANCOCK, Malcolm Bruce	Elected	ELLW01
Hancock, Trevor	HANCOCK, Trevor	Elected	SOUW01
Hanley, Raelene Ann	HANLEY, Raelene Ann		CHAW02
Hanna, Kris	HANNA, Kris	Elected	MARA01
Hannemann, Miles Weston	HANNEMANN, Miles Weston	Elected	TATW01
Harbinson, Matthew James	HARBINSON, Matthew		TEAW02
Harding, Timothy Mark	HARDING, Tim	Elected	KINW01
Hardingham, Narelle	HARDINGHAM, Narelle	Elected	MTBW01
Hardy, Norma Irene	HARDY, Norma Irene		WAKW01
Harley, Michael Philip	HARLEY, Mick		CHAW08
Harms, Christopher Louis	HARMS, Christopher		BARW01
Harris, Allen	HARRIS, Allen	Elected	PROW04
Harris, Anthony John	HARRIS, Ants		KANW01
Harris, Jodie Marie	HARRIS, Jodie Marie		PAUW01
Harris, Luke	HARRIS, Luke		TEAW06
Harris, Thomas	HARRIS, Thomas	Elected	KIMW01
Hatungimana, Modeste	HATUNGIMANA, Modeste		PLAW05
Hausler, Leigh Andrew	HAUSLER, Leigh Andrew		MIDW01
Hawkins-Clarke, Jonathan	HAWKINS-CLARKE, Jonathan		NORW03
Hay, Kyle Marie	HAY, Kyle Marie	Elected	COOW01
Hayes, Mark Andrew	HAYES, Mark		APCW03
Hayles, Nicholas Graeme	HAYLES, Nick	Elected	VICW01
Haylock, Garry Maxwell	HAYLOCK, Garry		PTPW01
Hayward, Monique Jane	HAYWARD, Monique		KANW01
Headon, Alan John	HEADON, Alan John		YORW01
Healey, George Edward	HEALEY, George		ADHA01
Heaslip, Phillip Michael	HEASLIP, Phillip Michael	Elected	MTRW01
Heasman, Silvana Angela	HEASMAN, Silvana		SALW07
Heaton, Cassandra	HEATON, Cassandra		ONKW02
Hehir, Rachel	HEHIR, Rachel		PTAW02
Heighes, Penelope Anne	HEIGHES, Penny		MURW01
Hein, Bruce Ronald	HEIN, Bruce Ronald		STRW01
Helfand, Shagina	HELFAND, Shagina		COPW01
Henderson, Marilyn	HENDERSON, Marilyn	Elected	VICW01
Henderson, Murray	HENDERSON, Murray		ADHW02
Henderson, Patrina Kelly	HENDERSON, Kelly		ADEW03
Henderson, Thomas Gerard	HENDERSON, Tom	Elected	ELLW01
Hennessy, Gary Maurice	HENNESSY, Gary		ONKA01
Hennessy, Steven John	HENNESSY, Steven	Elected	MIDW03
Henningsen, Natasha	HENNINGSEN, Natasha	Elected	SALW03
Henschke, Lilian	HENSCHKE, Lilian	Elected	BURW06
Herrmann, Malcolm Arthur	HERRMANN, Malcolm	Elected	ADHW02
Hetzel, John Arthur	HETZEL, John		PLAW03
Hewett, Rebecca	HEWETT, Rebecca	Elected	BAWW01
Hewitson, John Kenneth	HEWITSON, John		MURW01
Hewitson, Michael	HEWITSON, Michael	Elected	UNLA01
Hibbert, Debbie	HIBBERT, Debbie	Elected	GOYW03
Hibbit, Stephen	HIBBIT, Stephen	Elected	TUMW01
Hibeljic, Helen	HIBELJIC, Helen	Elected	CHAW06
Higgins, Denise Joan	HIGGINS, Denise	Elected	NORW03
Hill, Alan Henry	HILL, Alan		GRAA01

Candidate Name	Ballot Paper Name	Elected	Election Code
Hill, Tracy Fay	HILL, Tracy	Elected	CORW03
Hipwell, Julian Iure Lehunt	HIPWELL, Julian	Elected	FLIW01
Hitchcock, Peter William	HITCHCOCK, Peter William	Elected	ELLW01
Hoad, Leslie Deane	HOAD, Les	Elected	COOA01
Hochwald, Hans	HOCHWALD, Hans		PLAW05
Hockley, Karen Louise Antic	HOCKLEY, Karen	Elected	MITW05
Hodgkin, Daniel	HODGKIN, Daniel		SALW03
Hodgman, Jacob William	HODGMAN, Jacob		MITW06
Hoffmann, Christine Ann	HOFFMANN, Chris		LOXW01
Hogan, Michelle	HOGAN, Michelle		PTAW02
Holman, Wendy Jennifer	HOLMAN, Wendy	Elected	LOWW01
Holmes-Ross, Heather	HOLMES-ROSS, Heather	Elected	MITA01
Holtham, Robyn	HOLTHAM, Robyn		ONKA01
Hood, Benjamin Robin	HOOD, Ben	Elected	MTGW01
Hood, David William	HOOD, David	Elected	SALW06
Hopgood, Michael Shane	HOPGOOD, Mick	Elected	PTPW01
Hopprich, Ryan	HOPPRICH, Ryan		HOLW02
Hosking, Anthony	HOSKING, Tony		MIDW02
Hotchin, Raymond George	HOTCHIN, Ray	Elected	PETW01
Hou, Zhuopeng	HOU, Zhuopeng (Simon)	Elected	ADEW02
Howell, Richard Brett	HOWELL, Brett	Elected	LOWW01
Howie, Margaret Anne	HOWIE, Margaret	Elected	RENW01
Hoyle, Scott Wayne	HOYLE, Scott Wayne		YORA01
Hucks, Neil Oliver	HUCKS, Neil		PETW01
Huckstepp, Steven	HUCKSTEPP, Steve		PLAW03
Hudson, Michael Francis	HUDSON, Mike	Elected	UNLW02
Huebl, Paul Richard	HUEBL, Paul	Elected	BURW01
Huggett, Daniel Alexander	HUGGETT, Daniel	Elected	WSTW04
Hughes, Adrian Norman	HUGHES, Adrian		LOXW01
Hughes, David	HUGHES, David	Elected	GAWW01
Hughes, Peter Campbell	HUGHES, Peter	Elected	UNLW03
Hughes, Sarah	HUGHES, Sarah	Elected	BURW05
Hull, Bruce William	HULL, Bruce	Elected	MARW03
Humble, Stephen	HUMBLE, Stephen		SALW03
Humphrey, Jane Patricia	HUMPHREY, Jane		MIDW02
Hunt, Briony	HUNT, Briony Elizabeth		ADEA02
Hunt, Peter Robert	HUNT, Peter R	Elected	BERA01
Hunter, Catherine Marie	HUNTER, Cate	Elected	CLAW01
Hunter, Peter Charles	HUNTER, Peter	Elected	RENW01
Hurn, Anthony de Lacey	HURN, Tony	Elected	BARW01
Hurrell, David John	HURRELL, Dave		COPW01
Hurst, Mark Christopher	HURST, Mark Christopher		ALEA01
Hutchesson, Catherine Louise	HUTCHESSON, Catherine		MITW06
Hutchinson, Luke Philip	HUTCHINSON, Luke	Elected	MARW04
Huynh, Vandi	HUYNH, Vandi		PTAW04
Hyde, Alexander	HYDE, Alexander	Elected	ADEW03
Hynes, Debra Julie	HYNES, Debra		MTBW02
Iammarrone, Michael	IAMMARRONE, Michael	Elected	PTAW05
Illingworth, John	ILLINGWORTH, John		MTBW03
Ireland, Paul Wayne	IRELAND, Paul	Elected	SOUW01
Irvine, Susan Elizabeth	IRVINE, Sue	Elected	CAMW04
Irwin (Irwin-Oak), Linda Nicole	IRWIN-OAK, Linda Nicole		KANW01
Irwin, Leeza Anne	IRWIN, Leeza Anne	Elected	KANW01
Ismail, Mohsen	ISMAIL, Mohsen		MITW04
Jackson, Diana	JACKSON, Di		BARW01
Jackson, Emma	JACKSON, Emma		SALW02
Jackson, James Kennedy	JACKSON, Jamie	Elected	TATW01

Candidate Name	Ballot Paper Name	Elected	Election Code
Jackson, Kendall Jayne	JACKSON, Kendall	Elected	PTPW01
Jacobs, Peter Ross	JACOBS, Peter Ross		MTRW02
Jacobsen, James Webster	JACOBSEN, James Webster		VICA01
Jacques, Leighton Arthur	JACQUES, Leighton Arthur		TEAW01
Jaensch, Neville Ross	JAENSCH, Neville Ross	Elected	CORW02
James, Derek	JAMES, Derek	Elected	NARW01
Jamieson, Peter Andrew	JAMIESON, Peter Andrew	Elected	PTAW01
Jamieson, William	JAMIESON, Bill	Elected	ONKW02
Janczak, Martyna	JANCZAK, Martyna		PTAW07
Janssen, Wilhelmus	JANSSEN, Willy		LOWW01
Jarowyj, Peter	JAROWYJ, Peter		CAMW04
Jeffrey, Carolyn Jane	JEFFREY, Carolyn (CJ)		VICA01
Jenkins, Moira	JENKINS, Moira	Elected	VICA01
Jenner, Paul Robert	JENNER, Paul	Elected	MTGW01
Jensen, Peter David	JENSEN, Peter	Elected	SALW04
Jobson, Phillip Scott	JOBSON, Phillip		PLAW05
Johansen, Bruce	JOHANSEN, Bruce		PTAW01
Johns, Colin	JOHNS, Colin		PTAA01
Johns, Roger	JOHNS, Roger Thomas	Elected	YORW01
Johnson, Dean Nigel	JOHNSON, Dean	Elected	KIMW01
Johnson, Malcom Walter James	JOHNSON, Bluey		PTPW01
Johnson, Sam Craig	JOHNSON, Sam		PAUA01
Johnston, Ann	JOHNSTON, Ann	Elected	PAUW01
Johnston, Stephanie Anne	JOHNSTON, Stephanie		ADEA02
Johnstone, Russell Stuart	JOHNSTONE, Russell	Elected	BARW01
Jolley, Gwyneth Margaret	JOLLEY, Gwyn		MITW01
Jolley, Peter Raymond	JOLLEY, Peter	Elected	PTLW01
Jones, Harvey Lloyd	JONES, Harvey	Elected	BURW01
Jones, Lucas	JONES, Lucas	Elected	TEAW05
Jones, Mark	JONES, Mark		MTGA01
Jones, Samantha Jean	JONES, Samantha	Elected	MTBW02
Jones, Stephen Edward	JONES, Steve		APCW01
Jones, William (Bill) Arthur	JONES, Bill		BURW05
Joshi, Jennifer	JOSHI, Jennifer	Elected	WALW01
Jovanovic, Sanja	JOVANOVIC, Sanja		ADEW02
Kapitoulou, Allyssa Jade	KAPITOULOV, Allyssa		PTAW04
Karbasi, Mojtaba	KARBASI, Moji		PTAW06
Karp, Lauren Amber	KARP, Lauren	Elected	STRW01
Karydis, Antonia Georgia	KARYDIS, Antonia		WSTA01
Kassebaum, Andrew James	KASSEBAUM, Andrew	Elected	BERW01
Kauppila, Sharon Kaye	KAUPPILA, Sharon	Elected	KANW01
Keain, John Joseph	KEAIN, Jack	Elected	PTPW01
Keane, Bernard John	KEANE, Bernie	Elected	TEAW01
Keane, Sandra	KEANE, Sandy	Elected	TEAW03
Keen, Airlie	KEEN, Airlie	Elected	MURW01
Keen, Terry-Anne	KEEN, Terry-Anne	Elected	APCW01
Keen, Trevor Wayne	KEEN, Trevor		MTBW02
Keily, Rex John	KEILY, Rex John	Elected	ALEW02
Keller, Ian Gordon	KELLER, Ian (Danny)	Elected	MTRW02
Kellock, Jane - Marie	KELLOCK, Jane	Elected	GOYW02
Kelly, Elizabeth Jarvis	KELLY, Liz		WAKW02
Kelly, Steven	KELLY, Steven		ADEA01
Kemp, David	KEMP, David	Elected	VICW01
Kemp, John Grantley	KEMP, John	Elected	ADHW01
Kenihan, Quentin Alex	KENIHAN, Quentin		ADEA02
Kennedy, Adam Richard	KENNEDY, Adam		MITW01
Kennedy, John Charles	KENNEDY, John	Elected	CAMW01

Candidate Name	Ballot Paper Name	Elected	Election Code
Kennedy, Stephen John	KENNEDY, Steve		APCW02
Kennelly, Peter	KENNELLY, Peter	Elected	LIGW03
Kerley, Leonie Helen	KERLEY, Leonie	Elected	BAWW01
Kerrison, David	KERRISON, David	Elected	PLAW03
Kerry, Nick	KERRY, Nick		MARW06
Keynes, Alexander Richard	KEYNES, Alex		UNLW02
Keys, Alan John	KEYS, Alan John		HOLW03
Khera, Jesmit Singh	KHERA, Jessy	Elected	ADEW02
Khiev, Dararithie Hem	KHIEV, Dara		SALW01
Kilby, Jacqueline Gail	KILBY, Gail		ONKA01
Kinsella, Katriona	KINSELLA, Katriona		CHAW07
Kiryk, Sarah	KIRYK, Sarah		ONKW01
Kitsis, Paul	KITSIS, Paul		CHAA01
Kleemann, Jordann Louise	KLEEMANN, Jordann	Elected	LOXW01
Klobucar, Ethan	KLOBUCAR, Ethan		WHYW01
Klobucar, Peter James	KLOBUCAR, Peter James		WHYW01
Knight, Kevin John	KNIGHT, Kevin	Elected	TEAA01
Knoblauch, Garry John	KNOBLAUCH, Garry John	Elected	NPSW02
Knoll, Franz Peter	KNOLL, Franz Peter	Elected	ADEA02
Knott, Christopher James	KNOTT, Christopher James		CHAW03
Knox, David	KNOX, David	Elected	WHYW01
Koch, Brian Ralph	KOCH, Brian	Elected	CLAW01
Koch, Paul John	KOCH, Paul	Elected	GAWW01
Koch, Rebecca Jane	KOCH, Rebecca		COPW01
Kolar, Ivan	KOLAR, Ivan		ONKW06
Kolbig, Sally	KOLBIG, Sally		ADEW01
Kouis, George	KOUIS, George		WAKW02
Kretschmer, Arnold	KRETSCHMER, Arnold		ONKW04
Kroemer, Helen Terese	KROEMER, Helen Terese	Elected	TUMW01
Kruse, Darren	KRUSE, Darren	Elected	MITW05
Kuhl, Barry Ross	KUHL, Barry	Elected	GRAW01
Laffan, Peter Laurence	LAFFAN, Peter		ONKW01
Lamont, Helen Kay	LAMONT, Helen Kay		LOWW01
Lang, Anthony Rhodes	LANG, Anthony		VICW01
Lange, Michael James (Bim)	LANGE, Michael James (Bim)	Elected	BARA01
Langes, Hendrikus Johannes	LANGES, Hank		NORW01
Langford, David Thomas	LANGFORD, David	Elected	YORW01
Langley, Catherine Jean	LANGLEY, Cathy	Elected	TATW01
Larwood, Matt	LARWOOD, Matthew	Elected	PROW02
Laurie, David Park	LAURIE, David Park	Elected	ROBW01
Lawlor, Gwenda Fay	LAWLOR, Gwenda		WATW04
Lawrence, Melville	LAWRENCE, Mel		APCA01
Lawrie, Robert John	LAWRIE, Bob	Elected	TUMW01
Le Raye, John Milton	LE RAYE, John		PTAA01
Lea, Candice	LEA, Candice	Elected	WUDW01
Leach, David	LEACH, David	Elected	MTBW01
Ledo, Bruce Arthur	LEDO, Bruce		WHYW01
Lee, Andrew	LEE, Andrew		MTGA01
Lee, Monica	LEE, Monica		PROW01
Leek, Goy	LEEK, Goy		PLAW01
Lemon, Helga Gabriele	LEMON, Helga	Elected	BURW03
Leng, Vern	LENG, Vern	Elected	CORW03
Leombruno, Anna	LEOMBRUNO, Anna	Elected	CAMW03
Leonard, Matthew Francis	LEONARD, Matt	Elected	PAUW01
Lerwill, Fleur	LERWILL, Fleur		MARW05
Leverington, Eden John	LEVERINGTON, Eden		YANW02
Lewis, Brenton John	LEWIS, Brenton John	Elected	MURA01

Candidate Name	Ballot Paper Name	Elected	Election Code
Lewis, Bronwyn	LEWIS, Bronwyn	Elected	ALEW04
Lewis, Sharron Joyce	LEWIS, Sharron	Elected	LIGW03
Lienert, Alison Megan	LIENERT, (Alison) Megan	Elected	KIMW01
Limnios, Nick	LIMNIOS, Nick		NPSW03
Linden, Christopher Alan (Chris)	LINDEN, Chris		BARW01
Lindop, Clare	LINDOP, Clare	Elected	HOLW04
Linn, Peter Malcolm	LINN, Peter Malcolm	Elected	PTLW01
Lintvelt, Jessica	LINTVELT, Jessica	Elected	TEAW05
Lithgow, Kirsty Lyn	LITHGOW, Kirsty		MARW03
Little, Adrian	LITTLE, Adrian	Elected	BERW01
Little, Paul Robert	LITTLE, Paul Robert	Elected	GAWW01
Little, Shirley Elizabeth	LITTLE, Shirley	Elected	GRAW02
Littlely, Bryan Malcolm	LITTLELY, Bryan	Elected	VICW01
Liu, Kin Chou	LIU, Ken	Elected	KANW01
Liu, Peng	MAGIN, Linda Liu		ONKW03
Ljevakovic, Jessica Mary	LJEVAKOVIC, Jess		PTAW04
Llewelyn, Dafydd James Rhys	LLEWELYN, Dafydd (David)		LIGW01
Lloyd, Susan	LLOYD, Susan Mavis		LOXW01
Lloyde, David Morris	LLOYDE, David		SOUW01
Locke, Robert George	LOCKE, Rob	Elected	BAWW01
Lockyer, Brian John	LOCKYER, Brian	Elected	BAWW01
Lockyer, Gleceria	LOCKYER, Glacy		RENW01
Loeser, Keith	LOESER, Keith		VICW01
Lonie, Susan	LONIE, Susan	Elected	HOLW04
Looby-McRostie, Nicole Kathrine	LOOBY-McROSTIE, Nicole Kathrine		WATW03
Looker, Tim	LOOKER, Tim		HOLW02
Love, Timothy Henry William	LOVE, Tim	Elected	COPW01
Lowe, William John	LOWE, Bill		VICW01
Lume, Karen Elizabeth	LUME, Karen		ALEW05
Luscombe, Newton Rufford Cavanough	LUSCOMBE, Ned	Elected	WUDW01
Lush, John Wilton	LUSH, John	Elected	APCW01
Lymbery, Stacey	LYMBERY, Stacey		RENW01
Lynagh, Joshua Paul	LYNAGH, Josh		MTGW01
Lynch, Stephen Mark	LYNCH, Stephen Mark		BERW01
Lynch-Rhodes, Brenton Phillip	LYNCH-RHODES, Brenton		ROBW01
Lyon, Reginald William	LYON, Reg		KINA01
Macgowan, Ian Craig	MACGOWAN, Ian	Elected	CEDW01
MacMillan, Duncan	MACMILLAN, Duncan		PLAW05
Maddern, Grant Matheson	MADDERN, Grant		ALEW03
Maddocks, Allan Peter	MADDOCKS, Allan Peter	Elected	RENW01
Maidment, Craig	MAIDMENT, Craig Geoffrey	Elected	ALEW02
Maiolo, Frank	MAIOLO, Frank	Elected	APCW02
Malcolm, Anthony	MALCOLM, Anthony		UNLW04
Malugani, Vincenzo	MALUGANI, Vincenzo		COOW01
Mangos, Arthur Con	MANGOS, Arthur Con		WSTA01
Mann, Brayden Robert	MANN, Brayden	Elected	VICW01
Mann, Stanley Bradshaw	MANN, Brad	Elected	GRAW01
Marks, Stephen	MARKS, Stephen		YANW02
Marrett, Collis	MARRETT, Collis		BERW01
Marro, Khaliah	MARRO, Khaliah		NPSW02
Marschall, Ian James	MARSCHALL, Ian		YORW01
Marsh, Clint	MARSH, Clint	Elected	PLAW01
Marsh, Maralyn Anne	MARSH, Maralyn	Elected	PAUW01
Marshall, Joanne Mary	MARSHALL, Joanne	Elected	WHYW01
Marshall, Robert Kennion	MARSHALL, Bob		VICW01
Martin, Carolyn Joy	MARTIN, Carol	Elected	PTAW05
Martin, Lee	MARTIN, Lee		WHYW01

Candidate Name	Ballot Paper Name	Elected	Election Code
Martin, Lynette	MARTIN, Lynette	Elected	MTGA01
Martin, Phillip	MARTIN, Phil	Elected	ADEW01
Martin, Simon James	MARTIN, Simon	Elected	KARW01
Martin, Stuart	MARTIN, Stu		UNLW02
Martin, Teena Anne	MARTIN, Teena		PETW01
Martinson, Neil Thomas	MARTINSON, Neil	Elected	RENA01
Masika, Joseph	MASIKA, Joseph	Elected	MARW02
Mattey, Samuel Peter	MATTEY, S Peter	Elected	GOYW01
Matthews, Clive Andrew	MATTHEWS, Clive Andrew	Elected	LOXW01
Matthews, Tyson John	MATTHEWS, Tyson	Elected	MURW01
Mattiske, Adla	MATTISKE, Adla		TEAW05
May, Debbie Sue	MAY, Debbie	Elected	ELLW01
May, Malcolm Richard	MAY, Malcolm	Elected	WAKW02
Maynard, Kenneth Reginald	MAYNARD, Ken		CEDA01
Mayne, Lawrence	MAYNE, Lawrence		PLAW05
McCarthy, Corin Sean	McCARTHY, Corin	Elected	MITW06
McCarthy, Dennis Michael	McCARTHY, Dennis	Elected	MIDW01
McCluskey, Vanessa Jane	McCLUSKEY, Vanessa	Elected	PTAW01
McCormack, Brian Thomas	McCORMACK, Brian T		MIDW02
McCulloch, Robert Ian	McCULLOCH, Robert		COPW01
McDonald, Dianne	McDONALD, Dianne		KIMW01
McDonald, Margaret Anne	McDONALD, Margaret Anne	Elected	BAWW01
McGann, Maria Clare	McGANN, Maz		BARW01
McGee, Alexandra	McGEE, Alexandra		TEAW04
McGlasson, Creagh	McGLASSON, Creagh	Elected	ELLW01
McGowan, Trudy	McGOWAN, Trudy	Elected	STRW02
McGrath, Kevin Joseph	McGRATH, Kevin Joseph	Elected	WATW01
McGrath, Sarah	McGRATH, Sarah	Elected	CHAW02
McGrath, Shane William	McGRATH, Shane		MIDW03
McGuire, Craig William	McGUIRE, Craig William	Elected	NARW01
McInerney, Kenneth John	McINERNEY, Ken	Elected	TATW01
McKay, Anne Marie	McKAY, Anne	Elected	WSTW06
McKay, Deborah	McKAY, Debbie		MTBW01
McKay, Kym John	McKAY, Kym	Elected	WSTW04
McKay, Matthew	McKAY, Matthew		WSTW07
McKenna, Jordan	McKENNA, Jordan		LIGW02
McLachlan, Anthony	McLACHLAN, Scott	Elected	NARW01
McLaughlin, Elizabeth Clare	McLAUGHLIN, Clare	Elected	WHYA01
McLeod, Andrew Roderick	McLEOD, Andrew	Elected	ELLW01
McLuskey, Johanna Maria Hendrika	McLUSKEY, Johanna	Elected	CAMW02
McMahon, Simon James	McMAHON, Simon	Elected	ONKW01
McOwat, Kellie	MCOWAT, Kellie		ONKW03
McRae, Christine Ellen	McRAE, Chris		VICW01
Medhurst, Callen Rex	MEDHURST, Callen		MIDW01
Mercer, Graham John	MERCER, Graham John	Elected	PETW01
Mercer, Kym	MERCER, Kym		MARW04
Merritt, Cheryl Lynley	MERRITT, Cheryl		ONKW04
Merritt, Heather Julie	MERRITT, Heather		ONKW03
Meschino, Carlo	MESCHINO, Carlo		CHAW05
Mex, Christel Lorraine	MEX, Christel Lorraine	Elected	NPSW06
Meyer, Adam Sean	MEYER, Adam	Elected	YORW03
Mezinec, Sonya	MEZINEC, Sonya	Elected	MTGW01
Michie, Angela	MICHIE, Angela		COOW01
Middleton, Donna Marie	MIDDLETON, Donna		CORW02
Midzi, Jaison	MIDZI, Jaison		MARW03
Mignone, Giuseppe	MIGNONE, Joe		NPSA01
Miller, Ian Robert	MILLER, Ian		MARW02

Candidate Name	Ballot Paper Name	Elected	Election Code
Miller, Kim William	MILLER, Kim William	Elected	PETW01
Miller, Richard Charles	MILLER, Richard	Elected	BARW01
Miller, William Alfred John	MILLER, William	Elected	HOLW02
Mills, Shane Patrick	MILLS, Shane		PETW01
Minett, Sally Teresa	MINETT, Tess	Elected	MTBW03
Minney, Brian John	MINNEY, John	Elected	NPSW02
Mislov, Diana Lucia	MISLOV, Diana		PTLA01
Mitchell, Anthony Thomas	MITCHELL, Tony		PAUW01
Mitchell, Kat	MITCHELL, Kat	Elected	PTAW04
Mitchell, Krystle	MITCHELL, Krystle		TEAW03
Mitchell, Matthew James	MITCHELL, Matt	Elected	CHAW08
Mitchell, Neville Frederick	MITCHELL, Neville	Elected	COOW01
Mitchell, Peter Laurence	MITCHELL, Peter	Elected	LOWW01
Mitchell, Samantha	MITCHELL, Sam	Elected	LIGW04
Moate, Jody-Ann	MOATE, Jody		MITW04
Mock, Robert James	MOCK, Robert James	Elected	TATW01
Moffatt, Steven	MOFFATT, Steven		PTAA01
Monceaux, Dorothy Anne	MONCEAUX, Anne	Elected	BURA01
Moore, Evonne June	MOORE, Evonne June	Elected	NPSW01
Moore, Glanville Clifford	MOORE, Glan	Elected	NORW01
Moorhouse, Kester	MOORHOUSE, Kester	Elected	NPSW01
Moralee, Julie	MORALEE, Julie		ADEW02
Moran, Anne Vickery	MORAN, Anne	Elected	ADEA02
Morello, Frank	MORELLO, Frank	Elected	MTGW01
Morgan, Penelope	MORGAN, Penny		STRW02
Moritz, Steven Andrew	MORITZ, Steve		MURW01
Morley, Vicki Sandra	MORLEY, Vicki Sandra	Elected	MTRW01
Morris, Alan Franklin	MORRIS, Alan Franklin		PAUW01
Morris, Beverley	MORRIS, Beverley		BARW01
Morris, Graham Edwin	MORRIS, Graham		BAWW01
Morrison, Gregory Philip	MORRISON, Greg	Elected	MTBW03
Morrison, Tom William	MORRISON, Tom		MITW06
Mosley, David Paul	MOSLEY, David Paul	Elected	LIGW01
Moya, Daniel Fernando	MOYA, Daniel		WSTW05
Mudge, Leith	MUDGE, Leith	Elected	ADHW01
Mugavin, Dominic	MUGAVIN, Dominic	Elected	WSTW07
Muhovics, Dennis	MUHOVICS, Dennis		WATA01
Mumford, Samuel Arthur	MUMFORD, Sam	Elected	KANW01
Munro, Brenda Annette	MUNRO, Brenda Annette		PTPW01
Munro, David Douglas	MUNRO, Dave	Elected	MITW04
Muras, Jane Foster Reinhold	MURAS, Jane		CAMW01
Murdoch, Kimberlee Jane	MURDOCH, Kimberlee		LOXW01
Murdock, Kristin	MURDOCK, Kristin	Elected	YORW03
Murphy, Mark Francis	MURPHY, Mark		TATW01
Murphy, Rachel	MURPHY, Rachel		PTAW02
Murray, Peter Douglas	MURRAY, Peter		PTAW03
Musolino, Dino	MUSOLINO, Dino		PLAA01
Myers, Kevin Paul	MYERS, Kevin Paul	Elected	MIDW01
Myers, Mark Anthony	MYERS, Mark Anthony		PAUW01
Naisbitt, John Eugene	NAISBITT, John	Elected	PAUW01
Nankivell, Brian Francis	NANKIVELL, Brian		ONKA01
Nash, Sharon Veronica	NASH, Sharon		ONKW04
Naumovic, George	NAUMOVIC, George	Elected	COOW01
Ndi, Latifat Olasumbo	NDI, Sumbo		PLAW04
Neagle, Moira Rose	NEAGLE, Moira	Elected	WATW03
Neal, John Harvey	NEAL, John	Elected	GOYW04
Neideck, Tracey Leeann	NEIDECK, Tracey L		LOXW01

Candidate Name	Ballot Paper Name	Elected	Election Code
Nenke, James Paul	NENKE, James Paul	Elected	WALW01
Nesbitt, Christopher	NESBITT, Chris		ADEW02
Neumann, Eric John	NEUMANN, Eric		ALEW03
Neville, Jake	NEVILLE, Jake Stephen		ONKW03
Newton, Tess	NEWTON, Tess		NPSW04
Ng, Lawrence	NG, Lawrence		ADHW01
Ng, Toh Sang	NG, Toh Sang		HOLW04
Nguyen, Oanh Kim Thi	NGUYEN, Oanh	Elected	CHAW04
Nguyen, Thuy	NGUYEN, Thuy	Elected	PROW01
Nicholls, John Douglas	NICHOLLS, John Douglas	Elected	WAKW01
Nicholls, Robert Bruce	NICHOLLS, Bob		LOXW01
Nickolls, Jeffrey Gordon	NICKOLLS, Jeffrey Gordon	Elected	SOUW01
Niemz, Brenton	NIEMZ, Brenton	Elected	CEDW01
Nitschke, Graham	NITSCHKE, Graham	Elected	WSTW07
Nkamba, Nkweto Manasseh	NKAMBA, Nkweto (NK)		PTAW04
Nobile, Raffaele (Ralf)	NOBILE, Raffaele (Ralf)		BERA01
Noble, Matthew David	NOBLE, Matthew	Elected	CAMW04
Noll, Desmond John	NOLL, Des	Elected	WATA01
Noonan, John Anthony	NOONAN, John		HOLW01
Norman, Russell Paul	NORMAN, Russell Paul	Elected	KARW01
Norris, Matthew Vincent	NORRIS, Matthew		SALA01
Norris, Misty	NORRIS, Misty	Elected	PLAW05
Norton, Donald Peter	NORTON, Don	Elected	MTRW02
Norton, Trevor John	NORTON, Trevor (Nobby)	Elected	LOXW01
Nottle, Colin Edward	NOTTLE, Colin Edward	Elected	MTRW02
Nottle, Peter John	NOTTLE, Peter		LIGW03
Nunan, Alison	NUNAN, Alison	Elected	ROBA01
Nuske, Grant Geoffrey	NUSKE, Grant		WSTW04
O'Brien, Bill	O'BRIEN, Bill	Elected	LIGA01
O'Brien, Leanne Gail	O'BRIEN, Leanne	Elected	YORW02
O'Brien, Mathew	O'BRIEN, Mat	Elected	MURW01
O'Brien, Michael	O'BRIEN, Michael	Elected	ONKW04
Oliver, Maureen Kaye	OLIVER, Maureen	Elected	TATW01
O'Loughlin, David Andrew	O'LOUGHLIN, David Andrew	Elected	PROA01
Olsen, Wayne Richard	OLSEN, Wayne	Elected	ONKW06
Olsson, David Murray	OLSSON, David	Elected	YANW01
O'Neil, Peter Edwin	O'NEIL, Peter	Elected	YANW01
Onuzans, Esperanza Jane	ONUZANS, Jane	Elected	PLAW02
O'Rielly, Cynthia	O'RIELLEY, Cindy	Elected	WSTW02
O'Rielly, Maxwell Ross	O'RIELLY, Max		PLAW01
O'Rielly, Tony	O'RIELLY, Tony		PLAW04
Orr, Bradley David	ORR, Bradley	Elected	MTBW02
Osborn, Matthew James	OSBORN, Matt	Elected	PTAW07
Osterstock, Mark Andrew	OSTERSTOCK, Mark	Elected	ADHW01
Oswald, Peter James	OSWALD, Peter	Elected	COPW01
Ouk, Sarah Savry	OUK, Sarah	Elected	SALW05
Owen, Trevor Neil	OWEN, Trevor Neil		WSTA01
Owens, Gordon	OWENS, Gordon		KARW01
Paech, Fiona	PAECH, Fiona		CORW02
Pal, Surrender	PAL, Surrender	Elected	WSTW03
Palmer, Donald George	PALMER, Don	Elected	UNLW05
Palmer, Garth Robert	PALMER, Garth		WSTW05
Paltridge, Rick	PALTRIDGE, Rick	Elected	WATW02
Panagaris, Peter	PANAGARIS, Peter		TEAW03
Panella, Margherita	PANELLA, Margherita	Elected	APCW03
Papanikolaou, Elisabeth	PAPANIKOLAOU, Elisabeth	Elected	WSTW01
Papazoglov, Dimitrios	PAPAZOGLOV, Jim		PTLA01

Candidate Name	Ballot Paper Name	Elected	Election Code
Parker, Brian	PARKER, Brian	Elected	APCW03
Parkes, Keith James	PARKES, Keith	Elected	ALEA01
Parkin, David Thomas	PARKIN, David		BURA01
Parkin, Kirsty	PARKIN, Kirsty Lee	Elected	ADHW01
Parkyn, Colin Richard	PARKYN, Col	Elected	ORRW01
Parry, Maurice Stephen	PARRY, Maurice (Mo) Stephen		PAUW01
Parslow, Darryl John	PARSLOW, Darryl John		ONKW05
Pasalidis, Isaac	PASALIDIS, Isaac		NPSW01
Patterson, Fay	PATTERSON, Fay	Elected	NPSW05
Patton, Robert Clement	PATTON, Robert (Bob)	Elected	HOLW01
Patty, Violet	PATTY, Violet		RENW01
Paul, George Marvin	PAUL, George Marvin		BURW05
Pavlidis, George John	PAVLIDIS, George		COOA01
Paynter, Frances Joy	PAYNTER, Fran	Elected	PAUW01
Pearce, Robin Peter	PEARCE, Robin	Elected	PROW01
Peat, Richard Douglas	PEAT, Richard Douglas	Elected	ONKW01
Pedler, Janet Anne	PEDLER, Janet		ADHW02
Pedler, Scott	PEDLER, Scott		RENW01
Pengilly, Michael Redding	PENGILLY, Michael	Elected	KANA01
Penniment, Diana Elizabeth	PENNIMENT, Diana Elizabeth	Elected	TATW01
Perera, Uduuwara	PERERA, Nayan		PTAW04
Perks, Matt	PERKS, Matt	Elected	PTPW01
Perren, David John	PERREN, Dave		GOYW01
Perry, Allan David	PERRY, Allan		PLAA01
Perry, Wendy Anne	PERRY, Wendy Anne		ONKW04
Perryman, Steven	PERRYMAN, Steven	Elected	MTGW01
Persello, Hanna	PERSELLO, Hanna		MTGW01
Petraccaro, Angelina Antonietta	PETRACCARO, Angelina		PTAW05
Petrie, Lynette	PETRIE, Lyn	Elected	TEAW02
Petrovski, Reuben	PETROVSKI, Reuben		CHAW04
Pfeiffer, Neville Kenneth	PFEIFFER, Neville Kenneth	Elected	SOUW01
Pfeiffer, Timothy Gerald	PFEIFFER, Tim	Elected	MARW02
Phillips, Caroline Anne	PHILLIPS, Caroline Anne	Elected	KARA01
Phillips, Maureen	PHILLIPS, Maureen		LOXW01
Philp, Graham William	PHILP, Graham		VICA01
Philpott, David	PHILPOTT, David		PROW02
Pickering, Michael John	PICKERING, Mike	Elected	PETW01
Pidgeon, Phillip Stewart	PIDGEON, Phillip Stewart		PAUW01
Piggott, Grant Edward	PIGGOTT, Grant Edward	Elected	BURW04
Pilkington, Damien	PILKINGTON, Damien		SALA01
Pittman, Chris	PITTMAN, Chris		CHAW03
Pivnik, Edward	PIVNIK, Edward		ONKW04
Placentino, John	PLACENTINO, John		CAMW03
Pledge, Shirley Robyn	PLEDGE, Shirley	Elected	KANW01
Pollard, Leon James	POLLARD, Leon James	Elected	NORW01
Pond, Tamy -Louise	POND, Tamy	Elected	WHYW01
Pope, Jeffrey Ian	POPE, Jeff	Elected	KINW01
Pope, Margaret Ann	POPE, Margaret	Elected	COPW01
Ppiros, Peter	PPIROS, Peter		CHAW06
Prajapati, Gaurang	PRAJAPATI, Gaurang		SALW04
Pratt, Donald Jeffrey	PRATT, Don		MTGW01
Prestridge, Gregory James	PRESTRIDGE, Greg		MTRW02
Price, Adrian Dale Curtis	PRICE, Dale	Elected	WATW04
Price, Betty-Jean Maria	PRICE, Betty-Jean (B-J)		ADEW03
Prior, Nathan John	PRIOR, Nathan John	Elected	MARW03
Proleta, Donna Margaret	PROLETA, Donna Margaret	Elected	SALW01
Pudney, Clifford John	PUDNEY, Clifford John	Elected	STRW01

Candidate Name	Ballot Paper Name	Elected	Election Code
Pyshkina, Olesya	PYSHKINA, Olesya		MARW02
Qualmann, Brenton David	QUALMANN, Brenton David	Elected	CORW02
Quast, Matthew Paul	QUAST, Matthew		MITA01
Quigley, Jo-Anne Therese	QUIGLEY, Jo-Anne	Elected	LOWW01
Quinn, Robert Michael	QUINN, Robert Michael	Elected	CLEW01
Quirke, Davina	QUIRKE, Davina	Elected	YANW02
Rabbitt, Michael James	RABBITT, Michael	Elected	UNLW06
Rafanelli, Nicole Faye	RAFANELLI, Nicole Faye		PTPW01
Raison, Peter John	RAISON, Peter (Beachy)	Elected	MIDW02
Rajamani, Sundaresan	RAJAMANI, Raj		WHYW01
Raju, Chitra	RAJU, Chitra		MARW06
Randall, Robert John	RANDALL, Robert	Elected	TUMW01
Rankine, Brett	RANKINE, Brett	Elected	TEAW01
Rankine, Michael Rex	RANKINE, Michael	Elected	WAKW02
Rann, Gary Robert	RANN, Gary		ONKW02
Rapaic, Boro	RAPAIC, Boro	Elected	COOW01
Rasheed, Kay	RASHEED, Kay	Elected	KINA01
Rasmussen, Perri-anne	RASMUSSEN, Perri-anne		MTGW01
Rayner, Trevor Gordon	RAYNER, Trevor Gordon	Elected	NARW01
Rayson, Colin Arthur	RAYSON, Colin Arthur	Elected	CLEW01
Rayson, Peter	RAYSON, Peter	Elected	KIMW01
Rearдон, Shaun	REARDON, Shaun		PLAW01
Rearдон, Shiralee Ann	REARDON, Shiralee	Elected	SALW04
Rebbeck, Melissa Ann	REBBECK, Melissa	Elected	ALEW05
Redford, Angus	REDFORD, Angus		NPSW01
Redman, Karen Aileen	REDMAN, Karen	Elected	GAWA01
Reeve, Gary	REEVE, Gary		CHAW04
Rehn, Terry Philip	REHN, Terry	Elected	FRAW01
Reichstein, Lynette Elizabeth	REICHSTEIN, Lynette Elizabeth	Elected	LIGW02
Reid, Lee Alan	REID, Lee Alan		PTLW01
Reid, Rodney John	REID, Rodney John	Elected	WAKA01
Reis, Julie Anne	REIS, Julie	Elected	GRAW01
Reiter, Joshua Adam	REITER, Joshua		ONKW01
Rentoulis, Agapios (Peter)	RETOULIS, Peter	Elected	PLAW01
Retallick, Matthew James	REBALLICK, Matthew		PLAW05
Reubenicht, Annie Matilda	REUBENICHT, Annie	Elected	FLIW01
Reynolds, Brandon Nathan James	REYNOLDS, Brandon	Elected	WSTW05
Reynolds, Graham Ronald	REYNOLDS, Graham	Elected	SALW06
Reynolds, Patricia Myra	REYNOLDS, Patsy	Elected	FLIW01
Rich, John David	RICH, John David	Elected	YORW03
Richards, Barry James	RICHARDS, Barry James	Elected	MTRW01
Richardson, Kym	RICHARDSON, Kym		ONKW04
Richardson, Stephen John	RICHARDSON, Stephen		PTAW03
Richardson, Timothy Neil	RICHARDSON, Tim		MTBW02
Ricketts, Graeme	RICKETTS, Graeme		KANW01
Riemekasten, Detlef Andreas	RIEMEKASTEN, Detlef Andreas		GOYW03
Riggs, Kevin Clark	RIGGS, Kevin		KANW01
Rigopoulos, Elias Leon	RIGOPOULIS, Leon		MTGW01
Ringshaw, Michael Garratt	RINGSHAW, Michael	Elected	KINW01
Riseley, Peter Rayner	RISELEY, Peter	Elected	ROBW01
Ritchie, Jack (John) Alexander	RITCHIE, Jack	Elected	PTLW01
Roberts, Kym Wilton	ROBERTS, Kym		COPW01
Roberts, Ruth	ROBERTS, Ruth		RENW01
Robertson, Andrew Gordon	ROBERTSON, Andrew Gordon	Elected	VICW01
Robertson, Gemma	ROBERTSON, Gem		ONKW06
Robinson, Kenneth David	ROBINSON, Kenneth David (Toby)		NARW01
Robinson, Mervyn John	ROBINSON, Merv	Elected	NORW01
Rodda, Dean Wayne	RODDA, Dean Wayne	Elected	COPW01

Candidate Name	Ballot Paper Name	Elected	Election Code
Roffey, Desmond John	ROFFEY, Des	Elected	COOW01
Rogers, Timothy James	ROGERS, Timothy		ROBW01
Rohde, Andrew John	ROHDE, John		PTPA01
Rohrlach, Kenneth Deane	ROHRLACH, Deane	Elected	LIGW01
Rooney, Pauline	ROONEY, Pauline		BURW06
Rosenberg, Lorraine Florence	ROSENBERG, Lorraine Florence		ONKW06
Rositano, Giles	ROSITANO, Giles		CAMW04
Ross, Damien Troy	ROSS, Damien	Elected	NARW01
Rothwell, Simon James	ROTHWELL, Simon James	Elected	YANW01
Rowlands, Glen Robert	ROWLANDS, Glen	Elected	YANW02
Rowlands, Grant William	ROWLANDS, Grant	Elected	BAWW01
Rowntree, Lisa	ROWNTREE, Lisa	Elected	CORW01
Rowsell, Robyn June	ROWSSELL, Robyn	Elected	PTLW01
Rumball, Brett James	RUMBALL, Brett James		NARW01
Rundle, Robert James	RUNDLE, Robert		WSTA01
Rushton, Robyn	RUSHTON, Robyn Joanne		ONKW04
Russell, Denni	RUSSELL, Denni	Elected	WAKW01
Russell, Nicole	RUSSELL, Nicole		ONKW04
Russell, Paul	RUSSELL, Paul	Elected	PTAW06
Russo, Jane Elizabeth	RUSSO, Jane	Elected	UNLW01
Russo, Maria	RUSSO, Maria		CHAA01
Russo, Remo	RUSSO, Remo		ADEW02
Ryan, Dennis Alfred	RYAN, Dennis	Elected	PLAW04
Ryan, Geoffrey Alexander	RYAN, Geoff	Elected	CEDW01
Ryan, Marijka Anastazia	RYAN, Marijka		CAMA01
Rye, Alan	RYE, Alan		CLAW01
Rypp, Steven James	RYPP, Steven	Elected	PROW04
Sadler, James	SADLER, James Grant		ADHW01
Sage, Richard John	SAGE, Richard	Elected	GRAA01
Saies, Michael William	SAIES, Michael		MITW01
Sakko, Adriaan	SAKKO, Adriaan		MTBW02
Salaman, Rufus	SALAMAN, Rufus		UNLW01
Salehi, Bahar	SALEHI, Bahar		TEAW05
Sambell, Brian	SAMBELL, Brian	Elected	GAWW01
Sanchez, Robert	SANCHEZ, Robert		TEAW06
Sanderson, John Liddell	SANDERSON, John Liddell	Elected	MITW03
Santucci, Ricardo Stephen	SANTUCCI, Rick	Elected	WHYW01
Sarris, Spiros	SARRIS, Spiros		WSTW07
Savvas-Koopmans, Olivia Madison	SAVVAS, Olivia	Elected	TEAW04
Sawley, Neil Lyndon	SAWLEY, Neil	Elected	COPW01
Scanlan, Krystal	SCANLAN, Krystal		ONKW01
Scarman, Suzanne Vida	SCARMAN, Sue	Elected	NORW03
Scheffler, Thomas Mark	SCHEFFLER, Tom	Elected	CHAW02
Scheid, Andreas	SCHEIDL, Des		GRAW01
Schiansky, Christine	SCHIANSKY, Kitty		MIDA01
Schiller, Peter Milton	SCHILLER, Peter	Elected	GOYW03
Schilling, Kathryn Louise	SCHILLING, Kathryn Louise	Elected	BARW01
Schirmer, Kristen	SCHIRMER, Kristy		CAMW04
Schkabaryn, Tony	SCHKABARYN, Tony		BAWW01
Schlueter, Alicia Ann	SCHLUETER, Alicia	Elected	TEAW03
Schmidt, Harold Bruce	SCHMIDT, Bruce	Elected	COPW01
Schmidt, Lorna Ann	SCHMIDT, Lorna Ann	Elected	ORRW01
Schnell, Robert	SCHNELL, Bob		UNLA01
Schofield, Carol Jean	SCHOFIELD, Carol	Elected	VICW01
Scholz, Eleanor Irene	SCHOLZ, Eleanor	Elected	WUDW01
Scholz, Naomi Lee	SCHOLZ, Naomi	Elected	WUDW01
Schubert, Clem Sidney	SCHUBERT, Clem	Elected	MURW01
Schultz, Kenneth Bertram	SCHULTZ, Ken	Elected	NARW01

Candidate Name	Ballot Paper Name	Elected	Election Code
Scott, Janet Steele	SCOTT, Janet		MITW02
Scott, Michael John Dundas	SCOTT, Michael	Elected	ALEW04
Scott, Trevor	SCOTT, Trevor	Elected	BERW01
Scully, Gregory James	SCULLY, Greg		COOW01
Seager, Harry Russell	SEAGER, Harry	Elected	MTBW01
Searle, Rex Eric	SEARLE, Rex Eric		YORW03
Searson, Darren	SEARSON, Darren		PROW04
Secker, Sharon Linda	SECKER, Sharon Linda		MURW01
Selvaraj, Kingson	SELVARAJ, Kingson		BERW01
Seric, Josip (Joe)	SERIC, Josip (Joe)		HOLW01
Shabbar, Marwa	SHABBAR, Marwa		TEAW04
Shackleford, Colleen Joy	SHACKLEFORD, Colleen		ORRW01
Shackley, Adrian David	SHACKLEY, Adrian David		GAWW01
Shakes, Christopher	SHAKES, Christopher		BURW05
Shanks, Nathan Christopher	SHANKS, Nathan	Elected	GAWW01
Sharma Poudyal, Puskar	POUDYAL, Puskar		PLAW04
Sharma, Mahesh	SHARMA, Mahesh		WALW01
Shaw, Tania Kidman	SHAW, Tania Kidman		WATW02
Shearing, Garry	SHEARING, Garry		LIGW02
Sheehan, Nicole Louise	SHEEHAN, Nicole	Elected	UNLW04
Shepherdson, Kevin	SHEPHERDSON, Kevin		NPSW04
Sheppard, Colin	SHEPPARD, Colin		BARW01
Shilling, Matthew David	SHILLING, Matthew	Elected	MARW06
Shine, Linley	SHINE, Linley	Elected	PAUW01
Short, Robert William	SHORT, Bob		COPW01
Silbereisen, Jane Louise	SILBEREISEN, Jane		MITW05
Silis, Andrew Juris	SILIS, Andrew		CAMW05
Simmons, Evelyn Georgina	SIMMONS, Georgie	Elected	BAWW01
Simmons, Paul Edward	SIMMONS, Paul	Elected	CORW02
Simms, Robert Andrew	SIMMS, Robert	Elected	ADEA02
Simon, Jessie Lee	SIMON, Jessie		SOUW01
Simpson, David	SIMPSON, David		CHAW06
Simpson, William Huitson Martin	SIMPSON, Bill	Elected	WHYW01
Sims, David	SIMS, David	Elected	RENW01
Sims, Peter Anthony	SIMS, Peter		COPW01
Sims, Scott	SIMS, Scott	Elected	NPSW04
Sindos, Meta	SINDOS, Meta	Elected	BERW01
Singh, Baldev	SINGH, Sunny	Elected	PAUW01
Singh, Jagtar	SINGH, Jagtar		MURW01
Singh, Maninderbir	DHILLON, Maninder		TEAW04
Singh-Malhi, Simratpal	SINGH-MALHI, Sim	Elected	RENW01
Siviour, Dean Terrence	SIVIOUR, Dean Terrence		CLEW01
Size, Janette Maree	SIZE, Janette		MTBW02
Slade, Helen Marjorie	SLADE, Helen Marjorie		RENW01
Slarks, Graham	SLARKS, Graham	Elected	WATW03
Slattery, Peter Joseph	SLATTERY, Peter Joseph	Elected	FLIA01
Sleep, Robert George	SLEEP, Robert George	Elected	CEDW01
Sleep, Russell David	SLEEP, Russell David	Elected	PETW01
Sloane, Robert John	SLOANE, Bob		BARA01
Smallwood-Smith, Gaynor	SMALLWOOD-SMITH, Gay	Elected	PLAW02
Smedley, John	SMEDLEY, John	Elected	HOLW02
Smith, Allen Thomas	SMITH, Allen		MTGW01
Smith, Andrew John	SMITH, Andrew John	Elected	FLIW01
Smith, Barry David	SMITH, Barry		WAKW03
Smith, Davin Lee	SMITH, Davin		MITW05
Smith, Isabelle Wilson	SMITH, Isabelle		ELLW01
Smith, James Colin Wilson	SMITH, Jimmy		ELLW01
Smith, Jerome Bruce	SMITH, Jerome		PLAW05

Candidate Name	Ballot Paper Name	Elected	Election Code
Smith, Kyall	SMITH, Kyall		PTAW02
Smith, Peter Richard	SMITH, Peter R	Elected	MIDW02
Smith, Rebecca Kay	SMITH, Rebecca		NARW01
Smith, Yvonne	SMITH, Yvonne June	Elected	KARW01
Smith-McCue, Dianna Louise	SMITH-McCUE, Dianna		MITW05
Smoker, Michael	SMOKER, Mike		VICA01
Smolucha, Luke Peter	SMOLUCHA, Luke		UNLW04
Snape, Keiran John	SNAPE, Keiran		ADEW03
Snewin, Robert Lindsay	SNEWIN, Robert	Elected	HOLW03
Solomon, Peter William	SOLOMON, Peter		PAUA01
Sotirianakos, Antonios (Tony)	SOTIRIANAKOS, Antonios		COOA01
Spano, Maria Catherine	SPANO, Maria	Elected	RENW01
Sparks, Daryl Keith	SPARKS, Daryl Keith	Elected	KARW01
Sparnon, Michael David	SPARNON, Mick	Elected	SOUW01
Spear, Glenn William	SPEAR, Glenn William		MITA01
Spilsbury, Bruce	SPILSBURY, Bruce	Elected	YANW02
Spooner, Belinda Patricia	SPOONER, Belinda	Elected	PETW01
Standen, Mark Ralph	STANDEN, Mark		PROW04
Stanton-Noble, Portia	STANTON-NOBLE, Portia		CLAW01
Starrs, Christopher Damien	STARRS, Chris		APCA01
Stasinowsky, Leon Evan	STASINOWSKY, Leon	Elected	LOXA01
Staunton, Valerie Ann	STAUNTON, Valerie	Elected	PTLW01
Steele, Katarina	STEELE, Katarina	Elected	MITW03
Steeple, Thomas Paul David	STEEPLES, Tom		ADHW02
Steer, Kym	STEER, Kym		HOLA01
Stephens, Leon William	STEPHENS, Leon William	Elected	PTPA01
Stevenson, Lynette Janice	STEVENSON, Lynette		ALEW02
Stewart, Geoffrey	STEWART, Geoffrey		TUMA01
Stewart, James Laird	STEWART, James Laird	Elected	ALEW05
Stewart, Robert John	STEWART, Robert John		WATW04
Stock, Michael Charles	STOCK, Mike	Elected	NPSW04
Stock, Tania Ann	STOCK, Tania	Elected	YORW01
Stoll, Andrew Philip	STOLL, Andrew		WALW01
Stone, Phillip	STONE, Phill	Elected	WHYW01
Stratford, Andrew Mark	STRATFORD, Andrew	Elected	ADHW02
Stroet, Katrina	STROET, Katrina	Elected	PLAW04
Strudwicke, Sydney Marcus	STRUDWICKE, Marcus	Elected	APCW01
Stuart, Terrance John	STUART, Terry		PLAW05
Stubing, Edward	STUBING, Edward		APCW02
Stuppos, Sotirios	STUPPOS, Soto	Elected	WHYW01
Sutton, Wendy Jannette	MORGAN, Wendy		PLAW05
Swales-Smith, Jason	SWALES, Jason		YORW03
Swann, Nicholas John	SWANN, Nick		ONKW02
Sykes, Paul Andrew	SYKES, Paul Andrew	Elected	CHAW03
Symes, Robin John	SYMES, Robin (Nobby)		GAWW01
Taeuber, Lindy	TAEUBER, Lindy	Elected	MITW05
Talbot, Roslyn	TALBOT, Roslyn	Elected	COPA01
Taliangis, Michael John	TALIANGIS, Michael		MITW04
Tame, Cathy-Jo	TAME, Cathy-Jo	Elected	PLAW01
Tarran, Christopher Raymond	TARRAN, Chris	Elected	CLEW01
Taylor, Alan Raymond	TAYLOR, Alan Raymond		NARW01
Taylor, Charles Jasper Barr	TAYLOR, Jasper		KANW01
Taylor, Glynis Ann	TAYLOR, Glynis	Elected	CORW02
Taylor, Samuel David	TAYLOR, Sam		ADEW02
Taylor, Steven William	TAYLOR, Steve	Elected	FLIW01
Teasdale, George Robert	TEASDALE, Bob	Elected	KANW01
Tedesco, Frank	TEDESCO, Frank		CHAW06
Telfer, Raelene June	TELFER, Raelene June	Elected	MARW04

Candidate Name	Ballot Paper Name	Elected	Election Code
Telfer, Samuel	TELFER, Sam	Elected	TUMA01
Telfer, Timothy Ross	TELFER, Tim		VICW01
Themeliotis, Marion	THEMELIOTIS, Marion	Elected	ONKW05
Thiele, Deborah Anne	THIELE, Deb	Elected	LOXW01
Thomas, Kelly Diane	THOMAS, Kelly	Elected	CHAW05
Thomas, Kym	THOMAS, Kym		PAUW01
Thomas, Wayne Michael	THOMAS, Wayne	Elected	CLAA01
Thompson, Heidi Marie	THOMPSON, Heidi	Elected	GOYW02
Thompson, Mark	THOMPSON, Mark		MIDW02
Thompson, Martina	THOMPSON, Martina		PTAW03
Thorley, Wayne	THORLEY, Wayne Brian	Elected	MURW01
Tilley, Andrew Playford	TILLEY, Andrew Playford	Elected	MITW01
Tingay, Alan	TINGAY, Alan	Elected	LOWW01
Tipper, Denise Anne	TIPPER, Denise		UNLW04
Tippins, Ashley	TIPPINS, Ashley		PTAW02
Todd, Yvonne Helean	TODD, Yvonne	Elected	MITW04
Tolley, Susan Lee	TOLLEY, Susan		YORW01
Toogood, Fred	TOOGOOD, Fred	Elected	MURW01
Tooley, Ian Malcolm	TOOLEY, Ian Malcolm	Elected	GAWW01
Toop, Katherine Jane	TOOP, Katie		ONKW06
Toribio, Oscar Daniel	TORIBIO, Oscar		COPW01
Totani, Lisa	TOTANI, Lisa		MARW01
Towle, Thomas William Raymond	TOWLE, Tom		BERW01
Townsend, Benjamin Anthony	TOWNSEND, Ben	Elected	RENW01
Tran, Adeline Wei Wei	TRAN, Adeline Wei Wei		UNLW04
Tredrea, Wayne Keith	TREDREA, Wayne		MIDW01
Treloar, Kate	TRELOAR, Kate		ADEA01
Tremayne, Leonie	TREMAYNE, Lee		COPW01
Trenaman, Julie Anne	TRENAMAN, Julie		KINW01
Trenberth, Ricky Paul	TRENBERTH, Ricky	Elected	TUMW01
Trezise, Maree-Gene	TREZISE, Kerry		VICW01
Trezona, Neville Graham	TREZONA, Neville Graham	Elected	STRW02
Trigg, Bryan	TRIGG, Bryan	Elected	CLEW01
Trigg, Ruth (Coral)	TRIGG, Ruth	Elected	YANW02
Troup, Catherine	TROUP, Cathy	Elected	BARW01
Trueman, Brett Christopher	TRUEMAN, Brett Christopher		COOW01
Tsiaparis, Simon	TSIAPARIS, Simon	Elected	WSTW03
Tullio, Rachele	TULLIO, Rachele		CHAW02
Turelli, George Romano	TURELLI, George	Elected	CHAW06
Turnbull, Alexandra Robina	TURNBULL, Alexandra		CHAW03
Turnbull, Jennifer Jillian	TURNBULL, Jenny	Elected	BURW02
Turner, Daniel Robert	TURNER, Dan		ADEW01
Turner, Jason Keith	TURNER, Jason		MARW06
Turner, Jennifer Jane	TURNER, Jenny		GOYW02
Turner, Larry Charles	TURNER, Larry	Elected	KANW01
Turner, Wayne	TURNER, Wayne		ALEW03
Tye, Michael Alexander	TYE, Mike		ALEW05
Udy, Terry Keith	UDY, Terry		MIDW02
Uebergang, Jennifer Ann	UEBERGANG, Jen		PTAW03
Ung, Fong	UNG, Fong		ONKW06
Unger, Robert John	UNGER, Rob	Elected	TEAW04
Vallelonga, Jim (Vincenzo)	VALLELONGA, Jim	Elected	GAWW01
van den Nieuwelaar, Kenzie Jane	VAN DEN NIEUWELAAR, Kenzie	Elected	CHAW03
Van Der Merwe, Jan Hendrik Petrus	VAN DER MERWE, Jan		SALW05
van Diermen, Susan	van DIERMEN, Susan		PROW01
Varga, Veronica	VARGA, Veronica		CAMW02
Veitch, Marvin Wayne	VEITCH, Wayne		KANW01
Veliskou, Jason Strattis	VELISKOU, Jason	Elected	MARW01

Candidate Name	Ballot Paper Name	Elected	Election Code
Vellotti, Gennaro	VELLOTTI, Gennaro		CHAW08
Venning, Darryl John	VENNING, Darryl John		GOYW02
Verrall, Franklin Charles	VERRALL, Frank		MARW06
Verschoor, Sandra Maaiké	VERSCHOOR, Sandy	Elected	ADEA01
Verwey, Michael Willebrordus	VERWEY, Bill		YANW02
Vickery, Erika Johanna	VICKERY, Erika	Elected	NARA01
Vidyam Vijaya Ranga Rao, Seshadri	VIDYAM, Sesh		MITW04
Vines, Steven	VINES, Steve	Elected	PTAW03
Virgo, Jason Wayne	VIRGO, Jason		MTGW01
Vlahos, George	VLAHOS, George	Elected	WSTW02
Vluggen, Catherine Elizabeth	VLUGGEN, Cathy	Elected	COPW01
Voigt, Regine	VOIGT, Gina		YORW03
von Stanke, Ian David	von STANKE, Ian		MTGW01
Vowles, Michael John	VOWLES, Michael John	Elected	LOXW01
Wagner, Daven Michael	WAGNER, Daven Michael	Elected	FRAW01
Wagner, Luke	WAGNER, Luke		ONKW06
Wainwright, Hazel Ann	WAINWRIGHT, Hazel Ann		ONKW01
Walker, Brenton James	WALKER, Brent	Elected	COPW01
Walker, Madeleine	WALKER, Madeleine		ALEW04
Walker, Peter Anderson	WALKER, Peter	Elected	LOXW01
Walker, Robert Jan	WALKER, Robert J		MURW01
Walkom, Graham Douglas	WALKOM, Graham	Elected	KANW01
Wallace, Angus Keith	WALLACE, Angus		UNLW05
Walladge, Craig Andrew	WALLADGE, Craig	Elected	WUDW01
Walsh, Robert John	WALSH, Robert	Elected	FRAW01
Ward, Mark	WARD, Mark		MITW06
Ward, Mark Leslie	WARD, Mark Leslie		LOXW01
Waria-Read, Patricia	WARIA-READ, Patricia		PTAW01
Warren, Richard Frederick Ostcliffe	WARREN, Richard		MITW04
Wasley, Mark Norton	WASLEY, Mark	Elected	APCA01
Wasylenko, Barbara Ann Margaret	WASYLENKO, Barbara		CHAW01
Wasylenko, Tolley Ivan	WASYLENKO, Tolley	Elected	CHAW05
Waterman, David William	WATERMAN, David		BERW01
Waters, Jo-Anne	WATERS, Jo-Anne		WHYW01
Watson, Callum	WATSON, Callum		NPSW06
Watson, Charlotte	WATSON, Charlotte	Elected	CHAW04
Watson, Edward Joseph	WATSON, Teddy		SALA01
Watson, Julie	WATSON, Julie		PTLW01
Wayne, Nigel	WAYNE, Nigel		COOA01
Webb, Katherine Mary	WEBB, Kathy	Elected	NORW03
Webber, Kym Andrew	WEBBER, Kym	Elected	LOXW01
Wegrowski, Adrian	WEGROWSKI, Adrian		PTAW05
Weise, Ruediger	WEISE, Ruediger		ALEW04
Wellington, Kingsley Rex	WELLINGTON, Kingsley Rex		ONKW03
Welsh, Warwick Francis	WELSH, Warwick		COPA01
Werfel, Russell James Trevor	WERFEL, Trevor		PTPW01
Westbrook, Carmel Anne	WESTBROOK, Carmel	NPSW01	
Westerman, Zia	WESTERMAN, Zia	Elected	WHYW01
Westwood, Nicholas Andrew	WESTWOOD, Nick		MARA01
Westwood, Simon Gilder	WESTWOOD, Simon	Elected	MTBW01
Wetherby, Victoria Winifred	WETHERBY, Victoria Winifred		YANW01
Wheaton, Philip Lawrence	WHEATON, Philip	Elected	STRW02
Wheeldon, Terrance Michael	WHEELDON, Terry	Elected	LOXW01
White, Kerry Ann	WHITE, Kerry		NORW01
White, Mark Alexander	WHITE, Mark		SOUW01
White, Stephen Robert	WHITE, Steve		SALW07
Whittington, Susan Margaret	WHITTINGTON, Sue	Elected	NPSW05
Whittaker, Jillian Yvonne	WHITTAKER, Jill	Elected	CAMA01

Candidate Name	Ballot Paper Name	Elected	Election Code
Whittle, Irene Ruth	WHITTLE, Ruth	Elected	PETA01
Wiese-Smith, Carla	WIESE-SMITH, Carla	Elected	BARW01
Wigg, Carolyn Ann	WIGG, Carolyn Ann		WALW01
Wilkie, Clive Roland	WILKIE, Clive		SOUW01
Wilkins, Conrad	WILKINS, Conrad	Elected	WALW01
Wilkins, Craig	WILKINS, Craig		MITW05
Wilkins, David	WILKINS, David	Elected	PTAW02
Wilkins, Dianne Christine	WILKINS, Di		BURW03
Wilkinson, Alexander	WILKINSON, Sandy		ADEA02
Wilkinson, Steven Paul	WILKINSON, Steven	Elected	MIDW02
Will, Perry Alan	WILL, Perry Alan	Elected	CEDA01
Williams, Antony Henry	WILLIAMS, Ant		CHAW01
Williams, James Henry	WILLIAMS, James	Elected	WALW01
Williams, Kerry Anne	WILLIAMS, Kerry Anne	Elected	ELLW01
Williams, Michael John	WILLIAMS, Mike		BARW01
Williams, Michael Vincent	WILLIAMS, Mick	Elected	FRAW01
Williams, Robert Ian	WILLIAMS, Rob		PAUW01
Williams, Terry Arnold	WILLIAMS, Terry	Elected	WAKW02
Williams, Wendy	WILLIAMS, Wendy	Elected	WAKW03
Willis, James Patrick	WILLIS, James		KINW01
Willmott, Peta Louise	WILLMOTT, Peta	Elected	KIMW01
Willoughby, Barry Dean	WILLOUGHBY, Barry		SOUW01
Wilson, Amanda	WILSON, Amanda	Elected	HOLA01
Wilson, Neville Kevin	WILSON, Neville	Elected	PTPW01
Wilton, David	WILTON, David	Elected	WSTW06
Wingard, Richard Anthony	WINGARD, Rick	Elected	KINW01
Winnall, Ella	WINNALL, Ella	Elected	BERW01
Wisdom, Jan-Claire	WISDOM, Jan-Claire	Elected	ADHA01
Wissell, Gabreiella	WISSELL, Gabby		PLAW01
Wittwer, Samuel	WITTWER, Samuel		COPW01
Wolfendale, Jessica Nicole	WOLFENDALE, Jessica		APCW02
Wood, Jassmine Peggy	WOOD, Jassmine	Elected	WSTW05
Wood, John Stewart	WOOD, John Stewart	Elected	WAKW01
Woodforde, David Lindsay	WOODFORDE, David	Elected	COPW01
Woodley-Baker, Rochelle	WOODLEY-BAKER, Rochelle		NPSW05
Woodman, Julie Anne	WOODMAN, Julie	Elected	SALW03
Woodward, John	WOODWARD, John	Elected	WSTW01
Wooldridge, William John	WOOLDRIDGE, John		KARW01
Woolford, Janet Kaye	WOOLFORD, Jan	Elected	MTRW02
Woolford, Kevin John	WOOLFORD, Kevin John	Elected	FLIW01
Woolford, Stephanie Gaye	WOOLFORD, Stephanie		KIMW01
Wotton, Adrian	WOTTON, Adrian		PTAW01
Wright, Emma Kathleen	WRIGHT, Emma	Elected	UNLW04
Wright, Helen	WRIGHT, Helen	Elected	PTAW02
Wright, Peter Edward	WRIGHT, Peter		CORW02
Wright, Simon Ned	WRIGHT, Ned	Elected	ROBW01
Wyld, Damian Anthony	WYLD, Damian	Elected	TEAW02
Yates, James Watkin	YATES, James		ROBA01
Yates, Lynda Joy	YATES, Lynda		HOLW04
Yoon, Jin Wook	YOON, Jin Wook		PTAW07
Young, Dave	YOUNG, David Roy		ONKW03
Zadow, Darren Colin	ZADOW, Darren (Fred)	Elected	KARW01
Zahra, Riccardo	ZAHRA, Riccardo		SALW05
Zarins, Leon	ZARINS, Leon	Elected	YANW01
Zeller, Simon	ZELLER, Simon	Elected	LIGW04
Zeppel, Michael Arthur	ZEPPEL, Michael		LOXW01
Zubrinich, Alan James	ZUBRINICH, Alan	Elected	PTPW01

3. Results of each election in council order

CORPORATION OF THE CITY OF ADELAIDE

Ballot Papers				4 candidates contesting 1 vacancy			
Formal	Informal	Quota	1st Preference	Elected / Excluded	Votes at Election / Exclusion	Count	
7,253	40 0.5%	3,627	Votes				
KELLY, Steven			522	Excluded	522	2	
TRELOAR, Kate			805		874		
VERSCHOOR, Sandy			3,596	Elected 1	Quota	2	
HAMILTON, Mark Eric			2,330		2,415		

Ballot Papers				9 candidates contesting 4 vacancies			
Formal	Informal	Quota	1st Preference	Elected / Excluded	Votes at Election / Exclusion	Count	
6,966	282 3.9%	1,394	Votes				
KENIHAN, Quentin			331	Excluded	373	4	
HUNT, Briony Elizabeth			1,821	Elected 1	Quota	1	
MORAN, Anne			1,014	Elected 4	Quota	16	
KNOLL, Franz Peter			694		1,198		
WILKINSON, Sandy			623	Excluded	791	8	
JOHNSTON, Stephanie			1,217	Elected 2	Quota	9	
ABRAHIMZADEH, Arman			154	Excluded	164	2	
BARONE, Claudio			1,112	Elected 3	Quota	9	
SIMMS, Robert							

Ballot Papers				8 candidates contesting 2 vacancies			
Formal	Informal	Quota	1st Preference	Elected / Excluded	Votes at Election / Exclusion	Count	
2,291	37 1.6%	764	Votes				
BAIN, Glenn			218	Excluded	263	9	
COUROS, Mary			414	Elected 2	716	30	
CARTER, Rick			63	Excluded	63	1	
TURNER, Dan			115	Excluded	128	2	
MARTIN, Phil			731	Elected 1	Quota	3	
DUNIS, Valdis			211	Excluded	229	5	
BROOKS, Elbert			318		512		
KOLBIG, Sally			221	Excluded	325	17	

Ballot Papers				11 candidates contesting 3 vacancies			
Formal	Informal	Quota	1st Preference	Elected / Excluded	Votes at Election / Exclusion	Count	
2,304	71 3.0%	577	Votes				
CARROLL, Diana			193	Excluded	303	33	
ARMSTRONG, Driller Jet			148	Excluded	173	7	
KHERA, Jessy			298	Elected 3	516	50	
HOU, Zhuopeng (Simon)			475	Elected 2	Quota	39	
NESBITT, Chris			48	Excluded	48	1	
MORALEE, Julie			166		427		
RUSSO, Remo			105	Excluded	120	4	
TAYLOR, Sam			176	Excluded	249	21	
ABIAD, Houssam			454	Elected 1	Quota	22	
JOVANOVIC, Sanja			83	Excluded	85	2	
GITSHAM, Darren			158	Excluded	217	11	

Ballot Papers				7 candidates contesting 2 vacancies			
Formal	Informal	Quota	1st Preference	Elected / Excluded	Votes at Election / Exclusion	Count	
2,590	52 2.0%	864	Votes				
SNAPE, Keiran			323	Excluded	378	5	
HYDE, Alexander			590	Elected 2	784	16	
DONOVAN, Helen			585	Elected 1	Quota	13	
De BONDI, Phil			356	Excluded	460	9	
PRICE, Betty-Jean (B-J)			157	Excluded	182	3	
HENDERSON, Kelly			106	Excluded	106	2	
CORBELL MOORE, Priscilla			473		743		

ADELAIDE PLAINS COUNCIL**Lewiston Ward****4 candidates contesting 3 vacancies**

Ballot Papers				1st Preference			
Formal	Informal		Quota	Votes	Elected / Excluded	Votes at Election / Exclusion	Count
538	18	3.2%	135				
Di TROIA, Carmine				127	Elected 3	Quota	2
HAYES, Mark				88	Excluded	114	2
PARKER, Brian				146	Elected 2	Quota	1
PANELLA, Margherita				177	Elected 1	Quota	1

ALEXANDRINA COUNCIL**Mayoral****2 candidates contesting 1 vacancy**

Ballot Papers				1st Preference			
Formal	Informal		Quota	Votes	Elected / Excluded	Votes at Election / Exclusion	Count
8,415	75	0.9%	4,208				
PARKES, Keith				7,472	Elected 1	Quota	1
HURST, Mark Christopher				943		943	

Nangkita Kuitpo Ward**3 candidates contesting 1 vacancy**

Ballot Papers				1st Preference			
Formal	Informal		Quota	Votes	Elected / Excluded	Votes at Election / Exclusion	Count
747	3	0.4%	374				
GLASS, Stewart				186	Excluded	186	2
GARTRELL, Grant				223		269	
COOMANS, Bill				338	Elected 1	Quota	2

Strathalbyn Ward**5 candidates contesting 2 vacancies**

Ballot Papers				1st Preference			
Formal	Informal		Quota	Votes	Elected / Excluded	Votes at Election / Exclusion	Count
1,854	25	1.3%	619				
MAIDMENT, Craig Geoffrey				891	Elected 1	Quota	1
BULLOCK, Bill				241	Excluded	281	5
GALEA, Michael				139	Excluded	243	3
KEILY, Rex John				302	Elected 2	569	8
STEVENSON, Lynette				281		499	

Angas Bremer Ward**6 candidates contesting 2 vacancies**

Ballot Papers				1st Preference			
Formal	Informal		Quota	Votes	Elected / Excluded	Votes at Election / Exclusion	Count
1,474	29	1.9%	492				
TURNER, Wayne				79	Excluded	95	3
MADDERN, Grant				110	Excluded	198	9
NEUMANN, Eric				100	Excluded	122	5
BRADFORD, Karyn				698	Elected 1	Quota	1
FARRIER, Michael				280	Elected 2	481	16
FEATHERSTON, Barry				207		330	

Port Elliot Middleton Ward**4 candidates contesting 2 vacancies**

Ballot Papers				1st Preference			
Formal	Informal		Quota	Votes	Elected / Excluded	Votes at Election / Exclusion	Count
1,324	32	2.4%	442				
WALKER, Madeleine				211		300	
SCOTT, Michael				644	Elected 1	Quota	1
WEISE, Ruediger				163	Excluded	208	3
LEWIS, Bronwyn				306	Elected 2	Quota	3

Goolwa Hindmarsh Island Ward**7 candidates contesting 4 vacancies**

Ballot Papers				1st Preference			
Formal	Informal		Quota	Votes	Elected / Excluded	Votes at Election / Exclusion	Count
3,001	51	1.7%	601				
GARDNER, Margaret Anne				691	Elected 1	Quota	1
LUME, Karen				359		567	
REBBECK, Melissa				358	Elected 4	584	14
CANE, Tracey-Lee				271	Excluded	314	8
CARTER, John				569	Elected 3	Quota	4
STEWART, James Laird				610	Elected 2	Quota	1
TYE, Mike				143	Excluded	154	4

THE BAROSSA COUNCIL**Mayoral****2 candidates contesting 1 vacancy**

Ballot Papers				Quota	1st Preference		Votes at		Count
Formal	Informal				Elected / Excluded	Election / Exclusion			
6,180	34	0.5%	3091	Votes		Quota			
LANGE, Michael James (Bim)				3,201	Elected 1	2,979		1	
SLOANE, Bob				2,979					

Councillor at Large**22 candidates contesting 11 vacancies**

Ballot Papers				Quota	1st Preference		Votes at		Count
Formal	Informal				Elected / Excluded	Election / Exclusion			
5,866	382	6.1%	489	Votes		Quota			
TROUP, Cathy				630	Elected 2	Quota		1	
JOHNSTONE, Russell				343	Elected 7	Quota		150	
HAEBICH, David				391	Elected 4	Quota		81	
ANDREWS, Michael				83	Excluded	89		8	
ATKINSON, Annie				135	Excluded	191		55	
HURN, Tony				571	Elected 3	Quota		1	
BARRETT, Don				344	Elected 9	Quota		150	
MORRIS, Beverley				91	Excluded	127		27	
MILLER, Richard				299	Elected 8	Quota		150	
BOOTHBY, Leonie				312	Elected 5	Quota		81	
SHEPPARD, Colin				91	Excluded	116		19	
SCHILLING, Kathryn Louise				303	Elected 6	Quota		114	
ANGAS, John				788	Elected 1	Quota		1	
de VRIES, Dave				248	Elected 10	Quota		192	
HARMS, Christopher				109	Excluded	143		41	
LINDEN, Chris				246		394			
WILLIAMS, Mike				90	Excluded	99		13	
GROSSMAN, Mark				139	Excluded	232		80	
McGANN, Maz				178	Excluded	253		113	
JACKSON, Di				53	Excluded	58		4	
WIESE-SMITH, Carla				194	Elected 11	444		194	
BALCH, Steve				228	Excluded	285		149	

BARUNGA WEST COUNCIL**Councillor at Large****12 candidates contesting 9 vacancies**

Ballot Papers				Quota	1st Preference		Votes at		Count
Formal	Informal				Elected / Excluded	Election / Exclusion			
1,066	36	3.3%	107	Votes		Quota			
SCHKABARYN, Tony				52		72			
McDONALD, Margaret Anne				81	Elected 4	Quota		3	
LOCKE, Rob				50	Elected 8	Quota		16	
KERLEY, Leonie				81	Elected 5	Quota		3	
EASON, Dave				148	Elected 3	Quota		1	
BUTTON, Peter				220	Elected 1	Quota		1	
ROWLANDS, Grant				77	Elected 6	Quota		6	
MORRIS, Graham				12	Excluded	15		6	
FURBER, Ann				26	Excluded	47		12	
LOCKYER, Brian				57	Elected 7	Quota		13	
HEWETT, Rebecca				211	Elected 2	Quota		1	
SIMMONS, Georgie				51	Elected 9	Quota		19	

BERRI BARMERA COUNCIL**Mayoral****2 candidates contesting 1 vacancy**

Ballot Papers				Quota	1st Preference		Votes at		Count
Formal	Informal				Elected / Excluded	Election / Exclusion			
3,077	17	0.5%	1539	Votes		Quota			
NOBILE, Raffaele (Ralf)				958		958			
HUNT, Peter R				2,119	Elected 1	Quota		1	

BERRI BARMERA COUNCIL**Councillor at Large****14 candidates contesting 8 vacancies**

Ballot Papers				1st Preference				
Formal	Informal		Quota	Votes	Elected / Excluded	Votes at		Count
3,006	108	3.5%	335			Election / Exclusion		
SINDOS, Meta				265	Elected 5	Quota		26
FULLER, Mike				194	Elected 7	Quota		65
SELVARAJ, Kingson				43	Excluded	59		8
BOCCHINO, Danny				50	Excluded	73		14
TOWLE, Tom				31	Excluded	38		4
LYNCH, Stephen Mark				138	Excluded	213		42
KASSEBAUM, Andrew				260	Elected 3	Quota		3
LITTLE, Adrian				124	Elected 8	315		74
WATERMAN, David				118	Excluded	166		25
MARRETT, Collis				163		290		
SCOTT, Trevor				173	Elected 6	Quota		43
WINNALL, Ella				589	Elected 2	Quota		1
EVANS, Margaret McLean				179	Elected 4	Quota		9
CENTOFANTI, Rhonda Louise				679	Elected 1	Quota		1

CITY OF BURNSIDE**Mayoral****2 candidates contesting 1 vacancy**

Ballot Papers				1st Preference				
Formal	Informal		Quota	Votes	Elected / Excluded	Votes at		Count
9,380	62	0.7%	4,691			Election / Exclusion		
MONCEAUX, Anne				5556	Elected 1	Quota		1
PARKIN, David				3824		3,824		

Beaumont Ward**4 candidates contesting 2 vacancies**

Ballot Papers				1st Preference				
Formal	Informal		Quota	Votes	Elected / Excluded	Votes at		Count
1,521	47	3.0%	508			Election / Exclusion		
HUEBL, Paul				511	Elected 2	Quota		1
JONES, Harvey				667	Elected 1	Quota		1
BROWN, Graeme				215		215		
DIXON, Andrew				128		128		

Burnside Ward**4 candidates contesting 2 vacancies**

Ballot Papers				1st Preference				
Formal	Informal		Quota	Votes	Elected / Excluded	Votes at		Count
1,463	34	2.3%	488			Election / Exclusion		
DAWS, Mike				421	Elected 1	Quota		2
BILLS, Graham Maynard				406		436		
ANDREWS, Andrew				188	Excluded	188		2
TURNBULL, Jenny				448	Elected 2	Quota		2

Eastwood and Glenunga Ward**3 candidates contesting 2 vacancies**

Ballot Papers				1st Preference				
Formal	Informal		Quota	Votes	Elected / Excluded	Votes at		Count
1,588	73	4.4%	530			Election / Exclusion		
LEMON, Helga				613	Elected 2	Quota		1
WILKINS, Di				328		328		
CARBONE, Julian				647	Elected 1	Quota		1

Kensington Gardens and Magill Ward**4 candidates contesting 2 vacancies**

Ballot Papers				1st Preference				
Formal	Informal		Quota	Votes	Elected / Excluded	Votes at		Count
1,508	44	2.8%	503			Election / Exclusion		
DAVIS, Henry				894	Elected 1	Quota		1
BAGSTER, Lance James				185		363		
BILLS, Tesslyn				196	Excluded	257		3
PIGGOTT, Grant Edward				233	Elected 2	Quota		3

Kensington Park Ward**5 candidates contesting 2 vacancies**

Ballot Papers				1st Preference				
Formal	Informal		Quota	Votes	Elected / Excluded	Votes at		Count
1,613	50	3.0%	538			Election / Exclusion		
SHAKES, Christopher				263	Excluded	272		3
HUGHES, Sarah				465	Elected 2	Quota		3
DAVEY, Jane				463	Elected 1	Quota		3
PAUL, George Marvin				43	Excluded	43		2
JONES, Bill				379		435		

CITY OF BURNSIDE

Rose Park and Toorak Gardens Ward

3 candidates contesting 2 vacancies

Ballot Papers				1st		Votes at	
Formal	Informal		Quota	Preference	Elected / Excluded	Election / Exclusion	Count
1436	44	3.0%	479	Votes		Quota	1
CORNISH, Peter				516	Elected 2	Quota	1
HENSCHKE, Lillian				659	Elected 1	Quota	1
ROONEY, Pauline				261		261	

CITY OF CAMPBELLTOWN

Mayoral

2 candidates contesting 1 vacancy

Ballot Papers				1st		Votes at	
Formal	Informal		Quota	Preference	Elected / Excluded	Election / Exclusion	Count
10,454	65	0.6%	5,228	Votes	Elected 1	Quota	1
WHITTAKER, Jill				7,365		3,089	
RYAN, Marijka				3,089			

Hectorville Ward

6 candidates contesting 2 vacancies

Ballot Papers				1st		Votes at	
Formal	Informal		Quota	Preference	Elected / Excluded	Election / Exclusion	Count
1,980	73	3.6%	661	Votes	Excluded	194	3
MURAS, Jane				184		527	
ANGELINO, Raffaele				388	Excluded	175	2
FERGUSON, Mark				175	Excluded	343	5
BLACK, Judy				269	Elected 1	Quota	5
BLACKBOROUGH, Luci				477	Elected 2	Quota	8
KENNEDY, John				487			

Gorge Ward

5 candidates contesting 2 vacancies

Ballot Papers				1st		Votes at	
Formal	Informal		Quota	Preference	Elected / Excluded	Election / Exclusion	Count
2,375	75	3.1%	792	Votes	Elected 2	775	6
BARBARO, Dom				679	Excluded	106	1
VARGA, Veronica				106	Excluded	144	4
ALOI, Bruno				128	Elected 1	Quota	3
McLUSKEY, Johanna				766		752	
AMBER, Max				696			

Newton Ward

3 candidates contesting 2 vacancies

Ballot Papers				1st		Votes at	
Formal	Informal		Quota	Preference	Elected / Excluded	Election / Exclusion	Count
1,641	113	6.4%	548	Votes	Elected 1	Quota	1
PLACENTINO, John				425	Elected 2	Quota	2
LEOMBRUNO, Anna				689			
CASCIANO, Elena				527			

River Ward

5 candidates contesting 2 vacancies

Ballot Papers				1st		Votes at	
Formal	Informal		Quota	Preference	Elected / Excluded	Election / Exclusion	Count
2,235	51	2.2%	746	Votes	Excluded	126	3
ROSITANO, Giles				126	Excluded	283	5
JAROWYJ, Peter				249		591	
SCHIRMER, Kristy				474	Elected 2	Quota	5
IRVINE, Sue				636	Elected 1	Quota	1
NOBLE, Matthew				750			

Woodforde Ward

6 candidates contesting 2 vacancies

Ballot Papers				1st		Votes at	
Formal	Informal		Quota	Preference	Elected / Excluded	Election / Exclusion	Count
1,927	50	2.5%	643	Votes	Elected 1	Quota	1
BONOMI, Therese				693		493	
DESTENO, David				325	Elected 2	598	14
FLYNN, John				413	Excluded	305	9
GRIGG, Neville				266	Excluded	43	3
GUARE, Brad				41	Excluded	203	5
SILIS, Andrew				189			

DISTRICT COUNCIL OF CEDUNA

Ballot Papers				2 candidates contesting 1 vacancy				
Formal	Informal		Quota	1st Preference		Votes at		
1,045	2	0.2%	523	Votes	Elected / Excluded	Election / Exclusion	Count	
WILL, Perry Alan				525	Elected 1	Quota	1	
MAYNARD, Ken				520		520		

Ballot Papers				8 candidates contesting 8 vacancies				
Formal	Informal		Quota	1st Preference		Votes at		
				Votes	Elected / Excluded	Election / Exclusion	Count	
BERGMANN, Ian					Elected Unopposed			
MACGOWAN, Ian					Elected Unopposed			
RYAN, Geoff					Elected Unopposed			
SLEEP, Robert George					Elected Unopposed			
CODRINGTON, Peter Colin					Elected Unopposed			
BREWSTER, Joyce Lorraine					Elected Unopposed			
NIEMZ, Brenton					Elected Unopposed			
BROWN, Paul Gibson					Elected Unopposed			

CITY OF CHARLES STURT

Ballot Papers				3 candidates contesting 1 vacancy				
Formal	Informal		Quota	1st Preference		Votes at		
23,725	197	0.8%	11,863	Votes	Elected / Excluded	Election / Exclusion	Count	
RUSSO, Maria				2,978		2,978		
KITSIS, Paul				3,789		3,789		
EVANS, Angela Jane				16,958	Elected 1	Quota	1	

Ballot Papers				5 candidates contesting 2 vacancies				
Formal	Informal		Quota	1st Preference		Votes at		
2,984	98	3.2%	995	Votes	Elected / Excluded	Election / Exclusion	Count	
WILLIAMS, Ant				488		695		
WASYLENKO, Barbara				416	Excluded	457	5	
GHENT, Stuart				1,077	Elected 1	Quota	1	
BAIN, Graham Walter				97	Excluded	129	3	
FERRAO, Gerard				906	Elected 2	Quota	5	

Ballot Papers				4 candidates contesting 2 vacancies				
Formal	Informal		Quota	1st Preference		Votes at		
3,032	143	4.5%	1,011	Votes	Elected / Excluded	Election / Exclusion	Count	
McGRATH, Sarah				741	Elected 2	Quota	3	
SCHEFFLER, Tom				1,379	Elected 1	Quota	1	
HANLEY, Raelene Ann				309	Excluded	379	3	
TULLIO, Rachele				603		867		

Ballot Papers				6 candidates contesting 2 vacancies				
Formal	Informal		Quota	1st Preference		Votes at		
2,893	73	2.5%	965	Votes	Elected / Excluded	Election / Exclusion	Count	
VAN DEN NIEUWELAAR, Kenzie				943	Elected 1	Quota	2	
ANDERSON, Scott				260	Excluded	310	4	
SYKES, Paul Andrew				838	Elected 2	Quota	4	
PITTMAN, Chris				311		401		
TURNBULL, Alexandra				310		413		
KNOTT, Christopher James				231	Excluded	231	2	

Ballot Papers				9 candidates contesting 2 vacancies				
Formal	Informal		Quota	1st Preference		Votes at		
3,366	100	2.9%	1,123	Votes	Elected / Excluded	Election / Exclusion	Count	
PETROVSKI, Reuben				80	Excluded	82	2	
CUTOVIC, Drew				129	Excluded	165	7	
REEVE, Gary				430	Excluded	501	11	
CUTLER, Jan (Foxy)				56	Excluded	56	1	
NGUYEN, Oanh				857	Elected 1	Quota	20	
WATSON, Charlotte				542	Elected 2	1,030	30	
BULYGA, Walter				104	Excluded	109	4	
GRANT, Robert Hugh				620		908		
CHRISAKIS, Van Tran				548	Excluded	627	19	

CITY OF CHARLES STURT

West Woodville Ward

3 candidates contesting 2 vacancies

Ballot Papers				1st Preference				Votes at	
Formal	Informal		Quota	Preference	Elected / Excluded	Election / Exclusion	Count		
2,470	232	8.6%	824	Votes		Quota	1		
THOMAS, Kelly				1,138	Elected 1	Quota	1		
WASYLENKO, Tolley				646	Elected 2	Quota	2		
MESCHINO, Carlo				686		815			

Findon Ward

5 candidates contesting 2 vacancies

Ballot Papers				1st Preference				Votes at	
Formal	Informal		Quota	Preference	Elected / Excluded	Election / Exclusion	Count		
3,326	130	3.8%	1,109	Votes		Quota	2		
TEDESCO, Frank				391	Excluded	391	2		
PPIROS, Peter				755		976			
HIBELJIC, Helen				717	Elected 2	1,057	5		
SIMPSON, David				583	Excluded	652	3		
TURELLI, George				880	Elected 1	Quota	3		

Hindmarsh Ward

4 candidates contesting 2 vacancies

Ballot Papers				1st Preference				Votes at	
Formal	Informal		Quota	Preference	Elected / Excluded	Election / Exclusion	Count		
2,483	120	4.6%	828	Votes		Quota	1		
ALEXANDRIDES, Paul				1,043	Elected 1	Quota	1		
KINSELLA, Katriona				665		772			
BARABAS, Alex				87	Excluded	106	3		
CAMPBELL, Alice				688	Elected 2	Quota	3		

Beverley Ward

5 candidates contesting 2 vacancies

Ballot Papers				1st Preference				Votes at	
Formal	Informal		Quota	Preference	Elected / Excluded	Election / Exclusion	Count		
2,617	105	3.9%	873	Votes		Quota	3		
VELLOTTI, Gennaro				291	Excluded	291	2		
AGIUS, Edgar				650	Elected 2	Quota	3		
BLACK, Deb				432		605			
MITCHELL, Matt				800	Elected 1	Quota	3		
HARLEY, Mick				444	Excluded	476	3		

CLARE & GILBERT VALLEYS COUNCIL

Mayoral

1 candidate contesting 1 vacancy

Ballot Papers				1st Preference				Votes at	
Formal	Informal		Quota	Preference	Elected / Excluded	Election / Exclusion	Count		
				Votes	Elected Unopposed				
THOMAS, Wayne									

Councillor at Large

12 candidates contesting 9 vacancies

Ballot Papers				1st Preference				Votes at	
Formal	Informal		Quota	Preference	Elected / Excluded	Election / Exclusion	Count		
2,802	103	3.5%	281	Votes		Quota	13		
RYE, Alan				122	Excluded	135	13		
HUNTER, Cate				259	Elected 7	Quota	7		
ALDER, Ann				336	Elected 1	Quota	1		
BARTHOLOMAEUS, Malcolm				272	Elected 6	Quota	6		
BOXALL, Christopher John				176		245			
BURFITT, Ian				284	Elected 3	Quota	1		
CALVERT, Elizabeth				221	Elected 8	Quota	14		
BRUHN, Leon				283	Elected 4	Quota	1		
KOCH, Brian				197	Elected 9	Quota	25		
STANTON-NOBLE, Portia				62	Excluded	68	6		
GOLDING, Nedd				277	Elected 5	Quota	3		
DRUMMOND, Lucy Patricia				313	Elected 2	Quota	1		

DISTRICT COUNCIL OF CLEVE

Ballot Papers				10 candidates contesting 7 vacancies				
Formal	Informal		Quota	1st Preference		Votes at		
795	9	1.1%	100	Votes	Elected / Excluded	Election / Exclusion	Count	
RAYSON, Colin Arthur				72	Elected 5	Quota	3	
TRIGG, Bryan				158	Elected 2	Quota	1	
FENNELL, Grant Andrew				45	Elected 6	Quota	13	
QUINN, Robert Michael				58	Elected 4	Quota	2	
COOK, Gregory James				72	Elected 3	Quota	2	
BRITZA, Yvonne				29	Excluded	47	13	
BURTON, Douglas Gordon				20	Excluded	32	7	
TARRAN, Chris				33	Elected 7	86	25	
SIVIOUR, Dean Terrence				35		85		
CAMERON, Phil				272	Elected 1	Quota	1	

DISTRICT COUNCIL OF COOBER PEDY

Ballot Papers				5 candidates contesting 1 vacancy				
Formal	Informal		Quota	1st Preference		Votes at		
525	4	0.8%	263	Votes	Elected / Excluded	Election / Exclusion	Count	
FREYTAG, Justin				173		204		
SOTIRIANAKOS, Antonios				8	Excluded	8	2	
PAVLIDIS, George				92	Excluded	103	4	
HOAD, Les				182	Elected 1	226	6	
WAYNE, Nigel				70	Excluded	70	3	

Ballot Papers				13 candidates contesting 8 vacancies				
Formal	Informal		Quota	1st Preference		Votes at		
493	34	6.5%	55	Votes	Elected / Excluded	Election / Exclusion	Count	
ROFFEY, Des				43	Elected 5	Quota	23	
RAPAIC, Boro				43	Elected 8	Quota	38	
AYLETT, Mel				10	Excluded	14	8	
TRUEMAN, Brett Christopher				12	Excluded	18	14	
BRELLAS, Nick				52	Elected 3	Quota	2	
CROMBIE, Ian Christopher				26	Elected 7	Quota	38	
HAY, Kyle Marie				78	Elected 2	Quota	1	
ADAMO, Carrie				46	Elected 4	Quota	2	
MALUGANI, Vincenzo				24	Excluded	36	37	
MICHIE, Angela				6	Excluded	7	4	
SCULLY, Greg				16	Excluded	25	22	
MITCHELL, Neville				38	Elected 6	Quota	24	
NAUMOVIC, George				99	Elected 1	Quota	1	

COORONG DISTRICT COUNCIL

Ballot Papers				3 candidates contesting 2 vacancies				
Formal	Informal		Quota	1st Preference		Votes at		
530	3	0.6%	177	Votes	Elected / Excluded	Election / Exclusion	Count	
ROWNTREE, Lisa				168	Elected 2	Quota	2	
ARTHUR, Jeff (Tank)				277	Elected 1	Quota	1	
BARRIE, Julie				85		102		

Ballot Papers				7 candidates contesting 4 vacancies				
Formal	Informal		Quota	1st Preference		Votes at		
1,036	7	0.7%	208	Votes	Elected / Excluded	Election / Exclusion	Count	
QUALMANN, Brenton David				183	Elected 3	Quota	2	
JAENSCH, Neville Ross				165	Elected 4	Quota	13	
WRIGHT, Peter				28	Excluded	47	5	
SIMMONS, Paul				343	Elected 1	Quota	1	
MIDDLETON, Donna				48	Excluded	80	9	
PAECH, Fiona				43		168		
TAYLOR, Glynis				226	Elected 2	Quota	1	

COORONG DISTRICT COUNCIL**Lakes Ward****3 candidates contesting 3 vacancies**

	Ballot Papers		Quota	1st	Elected / Excluded	Votes at	Count
	Formal	Informal		Preference		Election / Exclusion	
LENG, Vern				Preference	Elected Unopposed		
HILL, Tracy				Votes	Elected Unopposed		
BLAND, Sharon					Elected Unopposed		

COPPER COAST COUNCIL**Mayoral****2 candidates contesting 1 vacancy**

	Ballot Papers		Quota	1st	Elected / Excluded	Votes at	Count
	Formal	Informal		Preference		Election / Exclusion	
WELSH, Warwick	5,216	37 0.7%	2,609	Votes		2,374	
TALBOT, Roslyn				2,842	Elected 1	Quota	1

Councillor at Large**23 candidates contesting 9 vacancies**

	Ballot Papers		Quota	1st	Elected / Excluded	Votes at	Count
	Formal	Informal		Preference		Election / Exclusion	
VLUGGEN, Cathy	5,071	209 4.0%	508	Votes	Elected 4	Quota	124
HELFAND, Shagina				412	Excluded	217	144
SCHMIDT, Bruce				166	Elected 5	Quota	178
WALKER, Brent				348	Elected 3	Quota	1
RODDA, Dean Wayne				520	Elected 2	Quota	1
HURRELL, Dave				724	Excluded	114	55
SAWLEY, Neil				78	Elected 6	Quota	220
TREMAYNE, Lee				222	Excluded	105	36
ROBERTS, Kym				76	Excluded	164	119
SIMS, Peter				121	Excluded	394	320
POPE, Margaret				188	Elected 8	Quota	321
CHAPPELL, Brenton				217	Excluded	33	4
CARBONE, John				27	Excluded	144	88
BELL, Su				92	Excluded	276	177
LOVE, Tim				181	Elected 9	Quota	321
WOODFORDE, David				220	Elected 7	Quota	287
GRIFFITS, Matthew				273	Excluded	67	20
WITTEWER, Samuel				55	Excluded	81	28
OSWALD, Peter				73	Elected 1	Quota	1
TORIBIO, Oscar				774	Excluded	56	13
SHORT, Bob				47	Excluded	119	71
KOCH, Rebecca				80	Excluded	312	232
McCULLOCH, Rob				132	Excluded	50	8
				45	Excluded		

DISTRICT COUNCIL OF ELLISTON**Councillor at Large****12 candidates contesting 8 vacancies**

	Ballot Papers		Quota	1st	Elected / Excluded	Votes at	Count
	Formal	Informal		Preference		Election / Exclusion	
McLEOD, Andrew	498	12 2.4%	56	Votes	Elected 3	Quota	1
CALLAGHAN, Kym Leslie				64	Elected 2	Quota	1
WILLIAMS, Kerry Anne				87	Elected 1	Quota	1
HITCHCOCK, Peter William				94	Elected 5	Quota	1
DOWDEN, Peter (Pedro)				58	Excluded	20	21
SMITH, Jimmy				9		31	
HANCOCK, Malcolm Bruce				10	Elected 6	Quota	3
MAY, Debbie				44	Elected 4	Quota	1
HENDERSON, Tom				62	Elected 7	Quota	24
DUDLEY, Jay				23	Excluded	17	13
McGLASSON, Creagh				8	Elected 8	Quota	26
SMITH, Isabelle				36	Excluded	3	7
				3			

THE FLINDERS RANGES COUNCIL

Ballot Papers				1 candidate contesting 1 vacancy			
Formal	Informal	Quota	1st Preference	Elected / Excluded	Votes at	Count	
			Votes	Elected Unopposed	Election / Exclusion		
Mayoral							
SLATTERY, Peter Joseph							
Ballot Papers				10 candidates contesting 8 vacancies			
Formal	Informal	Quota	1st Preference	Elected / Excluded	Votes at	Count	
683	21 3.0%	76	Votes	Elected Unopposed	Election / Exclusion		
FLINT, Greg			50	Elected 7	73	12	
ANDERSON, Ken			99	Elected 3	Quota	1	
REUBENICHT, Annie			64	Elected 5	Quota	2	
TAYLOR, Steve			77	Elected 4	Quota	1	
HIPWELL, Julian			32	Elected 8	72	12	
WOOLFORD, Kevin John			50	Elected 6	Quota	3	
SMITH, Andrew John			121	Elected 2	Quota	1	
DAY, Ellenor Patricia			35		66		
DOWNING, Nikki (Nicole)			12	Excluded	35	7	
REYNOLDS, Patsy			143	Elected 1	Quota	1	

DISTRICT COUNCIL OF FRANKLIN HARBOUR

Ballot Papers				6 candidates contesting 6 vacancies			
Formal	Informal	Quota	1st Preference	Elected / Excluded	Votes at	Count	
			Votes	Elected Unopposed	Election / Exclusion		
Councillor at Large							
GILES, Geoff							
FRANKLIN, Sharran Lee							
WAGNER, Daven Michael							
REHN, Terry							
WILLIAMS, Mick							
WALSH, Robert							

TOWN OF GAWLER

Ballot Papers				1 candidate contesting 1 vacancy			
Formal	Informal	Quota	1st Preference	Elected / Excluded	Votes at	Count	
			Votes	Elected Unopposed	Election / Exclusion		
Mayoral							
REDMAN, Karen							
Ballot Papers				16 candidates contesting 10 vacancies			
Formal	Informal	Quota	1st Preference	Elected / Excluded	Votes at	Count	
4,716	247 5.0%	429	Votes	Elected Unopposed	Election / Exclusion		
HUGHES, David			445	Elected 2	Quota	1	
SAMBELL, Brian			890	Elected 1	Quota	1	
TOOLEY, Ian Malcolm			433	Elected 3	Quota	1	
GOLDSTONE, Kelvin			250	Elected 9	Quota	57	
DAVIES, Cody			319	Elected 5	Quota	26	
BRADLEY, Alex			115	Excluded	126	4	
SHACKLEY, Adrian David			242		373		
LITTLE, Paul Robert			297	Elected 8	Quota	43	
GIDMAN, Beverley			212	Excluded	264	25	
KOCH, Paul			224	Elected 10	400	70	
GEJAS, Shauna			143	Excluded	179	8	
FISCHER, Kevin			210	Excluded	292	42	
FRASER, Diane			190	Elected 7	Quota	43	
SYMES, Robin (Nobby)			152	Excluded	210	15	
VALLELONGA, Jim			249	Elected 4	Quota	26	
SHANKS, Nathan			345	Elected 6	Quota	26	

REGIONAL COUNCIL OF GOYDER

Hallett Ward

2 candidates contesting 1 vacancy

Ballot Papers			Quota	1st Preference		Votes at		Count
Formal	Informal			Votes	Elected / Excluded	Election / Exclusion	Count	
183	0.0%		92					
MATTEY, S Peter				125	Elected 1	Quota		1
PERREN, Dave				58		58		

Burra Ward

5 candidates contesting 3 vacancies

Ballot Papers			Quota	1st Preference		Votes at		Count
Formal	Informal			Votes	Elected / Excluded	Election / Exclusion	Count	
777	0.1%		195					
KELLOCK, Jane				133	Elected 3	Quota		4
THOMPSON, Heidi				274	Elected 1	Quota		1
TURNER, Jenny				53	Excluded	76		4
VENNING, Darryl John				74		148		
GEBHARDT, Bill				243	Elected 2	Quota		1

Eudunda Ward

3 candidates contesting 2 vacancies

Ballot Papers			Quota	1st Preference		Votes at		Count
Formal	Informal			Votes	Elected / Excluded	Election / Exclusion	Count	
482	2.6%		161					
HIBBERT, Debbie				289	Elected 1	Quota		1
SCHILLER, Peter				117	Elected 2	Quota		2
RIEMEKASTEN, Detlef Andreas				76		157		

Robertstown Ward

1 candidate contesting 1 vacancy

Ballot Papers			Quota	1st Preference		Votes at		Count
Formal	Informal			Votes	Elected / Excluded	Election / Exclusion	Count	
NEAL, John					Elected Unopposed			

DISTRICT COUNCIL OF GRANT

Mayoral

2 candidates contesting 1 vacancy

Ballot Papers			Quota	1st Preference		Votes at		Count
Formal	Informal			Votes	Elected / Excluded	Election / Exclusion	Count	
2,337	0.3%		1,169					
HILL, Alan				1,111		1,111		
SAGE, Richard				1,226	Elected 1	Quota		1

Central Ward

11 candidates contesting 7 vacancies

Ballot Papers			Quota	1st Preference		Votes at		Count
Formal	Informal			Votes	Elected / Excluded	Election / Exclusion	Count	
1,754	2.4%		220					
MANN, Brad				331	Elected 1	Quota		1
ELLIOTT, Jody				98	Elected 7	Quota		28
SCHEIDL, Des				99	Excluded	138		14
REIS, Julie				148	Elected 6	Quota		15
DUKALSKIS, Megan				190	Elected 4	Quota		3
KUHL, Barry				242	Elected 3	Quota		1
ELLIOTT, Robert				47	Excluded	57		4
BOSTON, Kylie				156	Elected 5	Quota		15
GILMORE, Byron				99		177		
BURCH, Tony				65	Excluded	77		8
BAIN, Bruce James				279	Elected 2	Quota		1

Tarpeena Ward

1 candidate contesting 1 vacancy

Ballot Papers			Quota	1st Preference		Votes at		Count
Formal	Informal			Votes	Elected / Excluded	Election / Exclusion	Count	
LITTLE, Shirley					Elected Unopposed			

Port MacDonnell Ward

1 candidate contesting 1 vacancy

Ballot Papers			Quota	1st Preference		Votes at		Count
Formal	Informal			Votes	Elected / Excluded	Election / Exclusion	Count	
CLAYFIELD, Gill					Elected Unopposed			

CITY OF HOLDFAST BAY**Mayoral****3 candidates contesting 1 vacancy**

Ballot Papers				Quota	1st Preference		Votes at		Count
Formal	Informal				Votes	Elected / Excluded	Election / Exclusion		
9,212	32	0.3%		4,607					
WILSON, Amanda					5,795	Elected 1	Quota	1	
STEER, Kym					2,656		2,656		
DAVISON, Nathan					761		761		

Glenelg Ward**10 candidates contesting 3 vacancies**

Ballot Papers				Quota	1st Preference		Votes at		Count
Formal	Informal				Votes	Elected / Excluded	Election / Exclusion		
1,980	32	1.6%		496					
CHABREL, Philip					334	Elected 2	Quota	29	
GREWAL, Jung					41	Excluded	41	1	
FISK, Bob					211	Excluded	259	11	
SERIC, Josip (Joe)					80	Excluded	96	3	
AUST, Rosie					240	Excluded	326	18	
NOONAN, John					150	Excluded	181	6	
DUNSTALL, Maurice John					242	Excluded	410	28	
ABLEY, Rebecca					289	Elected 1	Quota	19	
PATTON, Robert (Bob)					305	Elected 3	Quota	29	
BOYLAN, Frank					88	Excluded	88	2	

Somerton Ward**7 candidates contesting 3 vacancies**

Ballot Papers				Quota	1st Preference		Votes at		Count
Formal	Informal				Votes	Elected / Excluded	Election / Exclusion		
2,360	60	2.5%		591					
HOPPRICH, Ryan					174	Excluded	196	3	
LOOKER, Tim					436		542		
SMEDLEY, John					441	Elected 3	586	10	
CRABBE, Chris					276	Excluded	330	5	
BOUCHÉE, Mikki					509	Elected 2	Quota	5	
COLLINS, Aaron					121	Excluded	121	2	
MILLER, William					403	Elected 1	Quota	5	

Brighton Ward**5 candidates contesting 3 vacancies**

Ballot Papers				Quota	1st Preference		Votes at		Count
Formal	Informal				Votes	Elected / Excluded	Election / Exclusion		
2,364	85	3.5%		592					
DALY, Ken					288		436		
CLANCY, Rosemary					937	Elected 1	Quota	1	
FLEMING, Jane Mary					601	Elected 2	Quota	1	
KEYS, Alan John					148	Excluded	263	4	
SNEWIN, Robert					390	Elected 3	Quota	4	

Seacliff Ward**5 candidates contesting 3 vacancies**

Ballot Papers				Quota	1st Preference		Votes at		Count
Formal	Informal				Votes	Elected / Excluded	Election / Exclusion		
2,224	63	2.8%		557					
BRADSHAW, Annette					708	Elected 1	Quota	1	
LINDOP, Clare					552	Elected 2	Quota	2	
YATES, Lynda					393		522		
LONIE, Susan					421	Elected 3	Quota	4	
NG, Toh Sang					150	Excluded	169	4	

KANGAROO ISLAND COUNCIL**Mayoral****2 candidates contesting 1 vacancy**

Ballot Papers				Quota	1st Preference		Votes at		Count
Formal	Informal				Votes	Elected / Excluded	Election / Exclusion		
2,245	15	0.7%		1,123					
CLEMENTS, Peter Ian					765		765		
PENGILLY, Michael					1,480	Elected 1	Quota	1	

KANGAROO ISLAND COUNCIL

Councillor at Large				19 candidates contesting 9 vacancies				
Ballot Papers				1st	Votes at			
Formal	Informal		Quota	Preference	Elected / Excluded	Election / Exclusion	Count	
2,199	64	2.8%	220	Votes				
WALKOM, Graham				99	Elected 9	Quota	235	
DENHOLM, Peter Allan				285	Elected 1	Quota	1	
IRWIN, Leeza Anne				84	Elected 8	Quota	253	
HAYWARD, Monique				82	Excluded	123	178	
HARRIS, Ants				62	Excluded	88	84	
TAYLOR, Jasper				116	Excluded	179	234	
LIU, Ken				262	Elected 2	Quota	1	
TEASDALE, Bob				114	Elected 7	Quota	218	
RICKETTS, Graeme				45	Excluded	54	27	
BUDARICK, Kym Scott				59	Excluded	103	112	
KAUPPILA, Sharon				247	Elected 3	Quota	1	
ANDERSON, Tia				13	Excluded	13	6	
TURNER, Larry				135	Elected 6	Quota	113	
CHIRGWIN, Rosalie				21	Excluded	31	18	
PLEDGE, Shirley				236	Elected 4	Quota	1	
MUMFORD, Sam				216	Elected 5	Quota	2	
IRWIN-OAK, Linda Nicole				50	Excluded	57	41	
RIGGS, Kevin				53	Excluded	71	59	
VEITCH, Wayne				20	Excluded	21	12	

DISTRICT COUNCIL OF KAROONDA EAST MURRAY

Mayor				1 candidate contesting 1 vacancy				
Ballot Papers				1st	Votes at			
Formal	Informal		Quota	Preference	Elected / Excluded	Election / Exclusion	Count	
				Votes				
PHILLIPS, Caroline Anne					Elected Unopposed			

Councillor at Large				8 candidates contesting 6 vacancies				
Ballot Papers				1st	Votes at			
Formal	Informal		Quota	Preference	Elected / Excluded	Election / Exclusion	Count	
471	2	0.4%	68	Votes				
OWENS, Gordon				19		23		
NORMAN, Russell Paul				40	Elected 6	Quota	4	
ZADOW, Darren (Fred)				138	Elected 1	Quota	1	
BURDETT, Kevin John				108	Elected 2	Quota	1	
SMITH, Yvonne June				43	Elected 4	Quota	3	
MARTIN, Simon				79	Elected 3	Quota	1	
SPARKS, Daryl Keith				30	Elected 5	Quota	3	
WOOLDRIDGE, John				14		21		

DISTRICT COUNCIL OF KIMBA

Councillor at Large				10 candidates contesting 7 vacancies				
Ballot Papers				1st	Votes at			
Formal	Informal		Quota	Preference	Elected / Excluded	Election / Exclusion	Count	
635	6	0.9%	80	Votes				
CANT, Brian Stuart				75	Elected 3	Quota	2	
BALDOCK, Graeme John				24	Elected 4	Quota	2	
HARRIS, Thomas				115	Elected 2	Quota	1	
WOOLFORD, Stephanie				17		59		
RAYSON, Peter				29	Elected 5	Quota	5	
JOHNSON, Dean				306	Elected 1	Quota	1	
WILLMOTT, Peta				20	Elected 7	73	22	
McDONALD, Dianne				4	Excluded	7	6	
LIENERT, (Alison) Megan				28	Elected 6	Quota	14	
ARCUS, Philip				17	Excluded	41	12	

KINGSTON DISTRICT COUNCIL**Mayoral****2 candidates contesting 1 vacancy**

Ballot Papers			Quota	1st Preference		Votes at		Count
Formal	Informal			Votes	Elected / Excluded	Election / Exclusion		
1,140	7	0.6%	571					
LYON, Reg				342		342		
RASHEED, Kay				798	Elected 1	Quota		1

Councillor at Large**10 candidates contesting 7 vacancies**

Ballot Papers			Quota	1st Preference		Votes at		Count
Formal	Informal			Votes	Elected / Excluded	Election / Exclusion		
1,133	17	1.5%	142					
ENGLAND, Chris				262	Elected 1	Quota		1
RINGSHAW, Michael				130	Elected 4	Quota		2
POPE, Jeff				96	Elected 5	Quota		3
HARDING, Tim				87	Elected 7	Quota		14
ARMPFIELD, William				90	Elected 6	Quota		7
GLUYAS, Jodie				228	Elected 2	Quota		1
CHARLTON, Christopher				25	Excluded	26		7
WINGARD, Rick				129	Elected 3	Quota		2
WILLIS, James				26	Excluded	29		14
TRENAMAN, Julie				60		103		

LIGHT REGIONAL COUNCIL**Mayoral****1 candidate contesting 1 vacancy**

Ballot Papers			Quota	1st Preference		Votes at		Count
Formal	Informal			Votes	Elected / Excluded	Election / Exclusion		
O'BRIEN, Bill					Elected Unopposed			

Dutton Ward**6 candidates contesting 3 vacancies**

Ballot Papers			Quota	1st Preference		Votes at		Count
Formal	Informal			Votes	Elected / Excluded	Election / Exclusion		
1,207	9	0.7%	302					
MOSLEY, David Paul				224	Elected 2	Quota		5
ELLIS, Keith				131		262		
ROHRLACH, Deane				524	Elected 1	Quota		1
GRAIN, Jason				158	Elected 3	Quota		9
LLEWELYN, Dafydd (David)				151	Excluded	190		5
BLAIKIE, Chris				19	Excluded	23		3

Light Ward**4 candidates contesting 2 vacancies**

Ballot Papers			Quota	1st Preference		Votes at		Count
Formal	Informal			Votes	Elected / Excluded	Election / Exclusion		
721	11	1.5%	241					
McKENNA, Jordan				135	Excluded	150		3
FRANKCOM, Mark				142	Elected 2	Quota		3
SHEARING, Garry				122		203		
REICHSTEIN, Lynette Elizabeth				322	Elected 1	Quota		1

Laucke Ward**3 candidates contesting 2 vacancies**

Ballot Papers			Quota	1st Preference		Votes at		Count
Formal	Informal			Votes	Elected / Excluded	Election / Exclusion		
493	19	3.7%	165					
NOTTLE, Peter				121		151		
LEWIS, Sharron				136	Elected 2	Quota		2
KENNELLY, Peter				236	Elected 1	Quota		1

Mudla Wirra Ward**4 candidates contesting 3 vacancies**

Ballot Papers			Quota	1st Preference		Votes at		Count
Formal	Informal			Votes	Elected / Excluded	Election / Exclusion		
575	12	2.0%	144					
CLOSE, Bill				247	Elected 1	Quota		1
ZELLER, Simon				91	Elected 3	Quota		2
CLARKE, Janice				46		88		
MITCHELL, Sam				191	Elected 2	Quota		1

DISTRICT COUNCIL OF LOWER EYRE PENINSULA

Ballot Papers				11 candidates contesting 7 vacancies				
Formal	Informal		Quota	1st Preference		Votes at		
1,496	36	2.3%	188	Votes	Elected / Excluded	Election / Exclusion	Count	
TINGAY, Alan				168	Elected 4	Quota	16	
WOOLLEY, Steve				159	Elected 6	Quota	16	
MITCHELL, Peter				149	Elected 7	Quota	27	
QUIGLEY, Jo-Anne				213	Elected 1	Quota	1	
LAMONT, Helen Kay				90		147		
COATES, Jill				76	Excluded	95	15	
BAYLY, Geoff				159	Elected 5	Quota	16	
HOLMAN, Wendy				205	Elected 3	Quota	1	
JANSSEN, Willy				36	Excluded	40	8	
CLARKE, Doug				29	Excluded	30	4	
HOWELL, Brett				212	Elected 2	Quota	1	

DISTRICT COUNCIL OF LOXTON WAIKERIE

Ballot Papers				2 candidates contesting 1 vacancy				
Formal	Informal		Quota	1st Preference		Votes at		
4,735	11	0.2%	2,368	Votes	Elected / Excluded	Election / Exclusion	Count	
STASINOWSKY, Leon				2,840	Elected 1	Quota	1	
ASHER, Frances J				1,895		1,895		

Ballot Papers				19 candidates contesting 10 vacancies				
Formal	Informal		Quota	1st Preference		Votes at		
4,570	202	4.2%	416	Votes	Elected / Excluded	Election / Exclusion	Count	
WALKER, Peter				876	Elected 1	Quota	1	
WHEELDON, Terry				269	Elected 10	Quota	125	
NEIDECK, Tracey L				109	Excluded	297	88	
WEBBER, Kym				153	Elected 8	Quota	116	
LLOYD, Susan Mavis				73	Excluded	104	22	
VOWLES, Michael John				758	Elected 2	Quota	1	
NORTON, Trevor (Nobby)				340	Elected 4	Quota	3	
KLEEMANN, Jordann				203	Elected 6	Quota	89	
WARD, Mark Leslie				202	Excluded	350	124	
NICHOLLS, Bob				103	Excluded	168	44	
HUGHES, Adrian				39	Excluded	62	10	
ALTSCHWAGER, Sonya				423	Elected 3	Quota	1	
THIELE, Deb				194	Elected 9	Quota	125	
MATTHEWS, Clive Andrew				270	Elected 5	Quota	55	
ZEPPEL, Michael				97	Excluded	113	31	
MURDOCH, Kimberlee				68	Excluded	70	16	
HOFFMANN, Chris				33	Excluded	44	5	
FLAVEL, Jody				273	Elected 7	Quota	99	
PHILLIPS, Maureen				87	Excluded	202	60	

CITY OF MARION

Ballot Papers				4 candidates contesting 1 vacancy				
Formal	Informal		Quota	1st Preference		Votes at		
15,907	96	0.6%	7,954	Votes	Elected / Excluded	Election / Exclusion	Count	
HANNA, Kris				9,094	Elected 1	Quota	1	
BYRAM, Janet				3,971		3,971		
DE JONGE, Robert				1,502		1,502		
WESTWOOD, Nick				1,340		1,340		

Ballot Papers				6 candidates contesting 2 vacancies				
Formal	Informal		Quota	1st Preference		Votes at		
2,499	95	3.7%	834	Votes	Elected / Excluded	Election / Exclusion	Count	
APPLEBY, Jerome David				663		762		
GOLDING, Les				115	Excluded	125	3	
CLANCY, Kendra				654	Elected 2	823	8	
TOTANI, Lisa				195	Excluded	252	5	
ELLIOTT, Annie				96	Excluded	96	2	
VELISKOU, Jason				776	Elected 1	Quota	5	

CITY OF MARION**Woodlands Ward****4 candidates contesting 2 vacancies**

Ballot Papers				Quota	1st Preference		Votes at		Count
Formal	Informal		Votes		Elected / Excluded	Election / Exclusion			
2,408	147	5.8%	803						
MILLER, Ian				598			777		
PFEIFFER, Tim				978	Elected 1	Quota		1	
PYSHKINA, Olesya				264	Excluded	286		3	
MASIKA, Joseph				569	Elected 2	786		4	

Warracowie Ward**6 candidates contesting 2 vacancies**

Ballot Papers				Quota	1st Preference		Votes at		Count
Formal	Informal		Votes		Elected / Excluded	Election / Exclusion			
2,945	130	4.2%	982						
MIDZI, Jaison				457			752		
ADAMS, John				416	Excluded	569		6	
HULL, Bruce				638	Elected 2	890		10	
FORDE, Tony				417	Excluded	452		3	
LITHGOW, Kirsty				292	Excluded	292		2	
PRIOR, Nathan John				725	Elected 1	Quota		3	

Warriparinga Ward**3 candidates contesting 2 vacancies**

Ballot Papers				Quota	1st Preference		Votes at		Count
Formal	Informal		Votes		Elected / Excluded	Election / Exclusion			
2,414	141	5.5%	805						
HUTCHINSON, Luke				1,039	Elected 1	Quota		1	
MERCER, Kym				404		404			
TELFER, Raelene June				971	Elected 2	Quota		1	

Coastal Ward**4 candidates contesting 2 vacancies**

Ballot Papers				Quota	1st Preference		Votes at		Count
Formal	Informal		Votes		Elected / Excluded	Election / Exclusion			
2,651	172	6.1%	884						
CROSSLAND, Ian Derek				1,261	Elected 1	Quota		1	
GARD, Tim				621	Elected 2	Quota		4	
LERWILL, Fleur				615		843			
ASAL, Moheb				154	Excluded	176		3	

Southern Hills Ward**6 candidates contesting 2 vacancies**

Ballot Papers				Quota	1st Preference		Votes at		Count
Formal	Informal		Votes		Elected / Excluded	Election / Exclusion			
2,253	82	3.5%	752						
DUNCAN, Maggie				604	Elected 1	Quota		5	
SHILLING, Matthew				343	Elected 2	648		9	
TURNER, Jason				281	Excluded	281		2	
VERRALL, Frank				346	Excluded	467		5	
KERRY, Nick				292	Excluded	333		3	
RAJU, Chitra				387		622			

MID MURRAY COUNCIL**Mayoral****3 candidates contesting 1 vacancy**

Ballot Papers				Quota	1st Preference		Votes at		Count
Formal	Informal		Votes		Elected / Excluded	Election / Exclusion			
2,768	21	0.8%	1,385						
SCHIANSKY, Kitty				467		467			
BOTTROFF, Lisa				259		259			
BURGESS, Dave				2,042	Elected 1	Quota		1	

Eyre Ward**7 candidates contesting 3 vacancies**

Ballot Papers				Quota	1st Preference		Votes at		Count
Formal	Informal		Votes		Elected / Excluded	Election / Exclusion			
806	15	1.8%	202						
GAMERTSFELDER, Jakob				59	Excluded	67		5	
FORRESTER, Leonard Thomas John				117	Elected 3	194		16	
MYERS, Kevin Paul				160	Elected 2	Quota		9	
TREDREA, Wayne				104		176			
MEDHURST, Callen				40	Excluded	42		3	
HAUSLER, Leigh Andrew				100	Excluded	116		9	
McCARTHY, Dennis				226	Elected 1	Quota		1	

MID MURRAY COUNCIL

Shearer Ward

10 candidates contesting 4 vacancies

Ballot Papers				1st Preference				Votes at	
Formal	Informal		Quota	Votes	Elected / Excluded	Election / Exclusion	Count		
1,288	30	2.3%	258						
McCORMACK, Brian T				32	Excluded	39	3		
HUMPHREY, Jane				65	Excluded	93	22		
UDY, Terry				82	Excluded	131	38		
RAISON, Peter (Beachy)				281	Elected 2	Quota	1		
HOSKING, Tony				72		182			
WILKINSON, Steven				339	Elected 1	Quota	1		
BAILEY, Simone				146	Elected 3	Quota	39		
THOMPSON, Mark				45	Excluded	54	6		
CRITCHLEY, Vince				48	Excluded	67	12		
SMITH, Peter R				178	Elected 4	249	59		

Murray Ward

4 candidates contesting 2 vacancies

Ballot Papers				1st Preference				Votes at	
Formal	Informal		Quota	Votes	Elected / Excluded	Election / Exclusion	Count		
641	20	3.0%	214						
GLADIGAU, Kelly				160		190			
McGRATH, Shane				96	Excluded	96	2		
HALL, Jeffrey				178	Elected 2	Quota	2		
HENNESSY, Steven				207	Elected 1	Quota	2		

CITY OF MITCHAM

Mayoral

3 candidates contesting 1 vacancy

Ballot Papers				1st Preference				Votes at	
Formal	Informal		Quota	Votes	Elected / Excluded	Election / Exclusion	Count		
15,628	47	0.3%	7815						
QUAST, Matthew				667	Excluded	667	2		
HOLMES-ROSS, Heather				7,627	Elected 1	Quota	2		
SPEAR, Glenn William				7,334		7,472			

Boorman Ward

5 candidates contesting 2 vacancies

Ballot Papers				1st Preference				Votes at	
Formal	Informal		Quota	Votes	Elected / Excluded	Election / Exclusion	Count		
2,342	59	2.5%	781						
TILLEY, Andrew Playford				897	Elected 1	Quota	1		
KENNEDY, Adam				267		325			
CHRISTOPOULOS, Adriana				615	Elected 2	Quota	3		
SAIES, Michael				300		368			
JOLLEY, Gwyn				263	Excluded	283	3		

Gault Ward

5 candidates contesting 2 vacancies

Ballot Papers				1st Preference				Votes at	
Formal	Informal		Quota	Votes	Elected / Excluded	Election / Exclusion	Count		
2,329	41	1.7%	777						
SCOTT, Janet				241	Excluded	241	2		
BUDGE, Ian James				332	Excluded	390	4		
FISHER, Stephen Edward				588	Elected 2	Quota	4		
BERRY, Jasmine				762	Elected 1	Quota	2		
GRIFFIN, Mark Anthony				406		560			

Overton Ward

3 candidates contesting 2 vacancies

Ballot Papers				1st Preference				Votes at	
Formal	Informal		Quota	Votes	Elected / Excluded	Election / Exclusion	Count		
1,711	97	5.4%	571						
SANDERSON, John Liddell				776	Elected 1	Quota	1		
ECONOMOS, Nicholas				433		567			
STEELE, Katarina				502	Elected 2	Quota	2		

Babbage Ward

7 candidates contesting 2 vacancies

Ballot Papers				1st Preference				Votes at	
Formal	Informal		Quota	Votes	Elected / Excluded	Election / Exclusion	Count		
2,017	76	3.6%	673						
TALIANGIS, Michael				333		495			
MUNRO, Dave				469	Elected 2	670	15		
ISMAIL, Mohsen				88	Excluded	88	2		
WARREN, Richard				186	Excluded	196	3		
VIDYAM, Sesh				188	Excluded	224	5		
TODD, Yvonne				512	Elected 1	Quota	9		
MOATE, Jody				241	Excluded	320	9		

CITY OF MITCHAM

Craigburn Ward

7 candidates contesting 3 vacancies

Ballot Papers			Quota	1st Preference		Votes at		Count
Formal	Informal			Votes	Elected / Excluded	Election / Exclusion		
3,988	86	2.1%	998					
HOCKLEY, Karen				1,651	Elected 1	Quota		1
KRUSE, Darren				554	Elected 3	Quota		15
SMITH, Davin				151	Excluded	251		5
TAEUBER, Lindy				635	Elected 2	Quota		9
SMITH-McCUE, Dianna				157	Excluded	204		3
SILBEREISEN, Jane				373	Excluded	575		9
WILKINS, Craig				467		780		

The Park Ward

7 candidates contesting 2 vacancies

Ballot Papers			Quota	1st Preference		Votes at		Count
Formal	Informal			Votes	Elected / Excluded	Election / Exclusion		
2,743	43	1.5%	915					
MORRISON, Tom				458		729		
McCARTHY, Corin				532	Elected 2	810		15
HODGMAN, Jacob				265	Excluded	319		5
BANGE, Jane				627	Elected 1	Quota		9
HUTCHESSON, Catherine				228	Excluded	246		3
WARD, Mark				463	Excluded	586		9
GAMTCHEFF, Mark				170	Excluded	170		2

MOUNT BARKER DISTRICT COUNCIL

Mayoral

1 candidate contesting 1 vacancy

Ballot Papers			Quota	1st Preference		Votes at		Count
Formal	Informal			Votes	Elected / Excluded	Election / Exclusion		
FERGUSON, Ann Shirley					Elected Unopposed			

North Ward

7 candidates contesting 4 vacancies

Ballot Papers			Quota	1st Preference		Votes at		Count
Formal	Informal			Votes	Elected / Excluded	Election / Exclusion		
3,067	45	1.4%	614					
SEAGER, Harry				501	Elected 2	Quota		3
WESTWOOD, Simon				406	Elected 4	Quota		6
HAMILTON, Susan				207	Excluded	288		6
HARDINGHAM, Narelle				418	Elected 3	Quota		6
FRANKLIN, Kimberley				142	Excluded	186		3
McKAY, Debbie				257		461		
LEACH, David				1,136	Elected 1	Quota		1

Central Ward

11 candidates contesting 4 vacancies

Ballot Papers			Quota	1st Preference		Votes at		Count
Formal	Informal			Votes	Elected / Excluded	Election / Exclusion		
3,131	47	1.5%	627					
BLAKEMORE, Scott				258		495		
SIZE, Janelle				184	Excluded	244		25
SAKKO, Adriaan				84	Excluded	86		4
RICHARDSON, Tim				287	Excluded	360		41
JONES, Samantha				298	Elected 4	602		67
ORR, Bradley				640	Elected 1	Quota		1
BAILEY, Carol				499	Elected 3	Quota		42
HYNES, Debra				59	Excluded	59		2
GROSSER, Ian David				565	Elected 2	Quota		15
BAILS, Michael				116	Excluded	130		8
KEEN, Trevor				141	Excluded	171		14

South Ward

4 candidates contesting 2 vacancies

Ballot Papers			Quota	1st Preference		Votes at		Count
Formal	Informal			Votes	Elected / Excluded	Election / Exclusion		
1,242	30	2.4%	415					
GARNER, Reagan				278		364		
MINETT, Tess				285	Elected 2	398		4
ILLINGWORTH, John				228	Excluded	246		3
MORRISON, Greg				451	Elected 1	Quota		1

CITY OF MOUNT GAMBIER**Mayoral****3 candidates contesting 1 vacancy**

Ballot Papers				Quota	1st Preference		Votes at		Count
Formal	Informal		Votes		Elected / Excluded	Election / Exclusion			
7,996	40	0.5%	3,999						
MARTIN, Lynette				5,286	Elected 1	Quota		1	
LEE, Andrew				2,040		2,040			
JONES, Mark				670		670			

Councillor at Large**19 candidates contesting 8 vacancies**

Ballot Papers				Quota	1st Preference		Votes at		Count
Formal	Informal		Votes		Elected / Excluded	Election / Exclusion			
7,749	286	3.6%	862						
RASMUSSEN, Perri-anne				286	Excluded	386		83	
JENNER, Paul				466	Elected 8	Quota		225	
VIRGO, Jason				213	Excluded	249		31	
AMOROSO, Kate				470	Elected 4	Quota		157	
HOOD, Ben				1,642	Elected 1	Quota		1	
MEZINEC, Sonya				580	Elected 3	Quota		84	
SMITH, Allen				302	Excluded	468		117	
FOSTER, Craig				174	Excluded	262		41	
DEE, Khun				125	Excluded	134		6	
von STANKE, Ian				435	Excluded	739		224	
PERSELLO, Hanna				197	Excluded	290		59	
MORELLO, Frank				388	Elected 7	Quota		225	
GRECO, Christian				415	Elected 6	Quota		158	
LYNAGH, Josh				366	Excluded	592		156	
PRATT, Don				180	Excluded	225		21	
PERRYMAN, Steven				945	Elected 2	Quota		1	
BURT, David				143	Excluded	175		12	
RIGOPOULIS, Leon				77	Excluded	83		3	
BRUINS, Max				345	Elected 5	Quota		157	

DISTRICT COUNCIL OF MOUNT REMARKABLE**Telowie Ward****3 candidates contesting 3 vacancies**

Ballot Papers				Quota	1st Preference		Votes at		Count
Formal	Informal		Votes		Elected / Excluded	Election / Exclusion			
HEASLIP, Phillip Michael					Elected Unopposed				
MORLEY, Vicki Sandra					Elected Unopposed				
RICHARDS, Barry James					Elected Unopposed				

Willochra Ward**9 candidates contesting 4 vacancies**

Ballot Papers				Quota	1st Preference		Votes at		Count
Formal	Informal		Votes		Elected / Excluded	Election / Exclusion			
732	2	0.3%	147						
BLIESCHKE, Peter				24	Excluded	40		8	
ARTHUR, Lyall Douglas				30	Excluded	32		4	
NOTTLE, Colin Edward				113	Elected 4	145		23	
NORTON, Don				100	Elected 2	Quota		14	
JACOBS, Peter Ross				13	Excluded	14		2	
WOOLFORD, Jan				167	Elected 1	Quota		1	
PRESTRIDGE, Greg				97		122			
ARTHUR, Tim				79	Excluded	92		13	
KELLER, Ian (Danny)				109	Elected 3	Quota		14	

THE RURAL CITY OF MURRAY BRIDGE**Mayoral****1 candidate contesting 1 vacancy**

Ballot Papers				Quota	1st Preference		Votes at		Count
Formal	Informal		Votes		Elected / Excluded	Election / Exclusion			
LEWIS, Brenton John					Elected Unopposed				

THE RURAL CITY OF MURRAY BRIDGE

Ballot Papers				17 candidates contesting 9 vacancies				
Formal	Informal		Quota	1st Preference		Votes at		
4,713	214	4.3%	472	Votes	Elected / Excluded	Election / Exclusion	Count	
WALKER, Robert J				244		427		
HEIGHES, Penny				183	Excluded	227		58
THORLEY, Wayne Brian				326	Elected 8	Quota		118
O'BRIEN, Mat				373	Elected 7	Quota		85
ECKERMANN, Karen Jane				328	Elected 6	Quota		59
SECKER, Sharon Linda				89	Excluded	92		8
FRESIELLO, Rocco				173	Excluded	204		38
MORITZ, Steve				75	Excluded	77		4
HEWITSON, John				189	Excluded	267		84
SINGH, Jagtar				137	Excluded	145		15
SCHUBERT, Clem				501	Elected 2	Quota		1
TOOGOOD, Fred				463	Elected 3	Quota		3
KEEN, Airlie				407	Elected 4	Quota		39
De MICHELE, John				358	Elected 5	Quota		39
CUSACK, Tod				160	Excluded	186		23
BALTENSPERGER, Andrew				504	Elected 1	Quota		1
MATTHEWS, Tyson				203	Elected 9	439		125

NARACORTE LUCINDALE COUNCIL

Ballot Papers				2 candidates contesting 1 vacancy				
Formal	Informal		Quota	1st Preference		Votes at		
3,164	18	0.6%	1,583	Votes	Elected / Excluded	Election / Exclusion	Count	
VICKERY, Erika				2,337	Elected 1	Quota		1
CASTINE, Lee Alister Hayward				827		827		

Ballot Papers				17 candidates contesting 10 vacancies				
Formal	Informal		Quota	1st Preference		Votes at		
3,047	143	4.5%	278	Votes	Elected / Excluded	Election / Exclusion	Count	
SCHULTZ, Ken				402	Elected 2	Quota		1
EARL, Julie				150	Elected 8	Quota		61
RAYNER, Trevor Gordon				207	Elected 5	Quota		15
CROSSLING, Monique				297	Elected 3	Quota		1
JAMES, Derek				156	Elected 7	Quota		43
GRUNDY, Cameron				185	Elected 9	Quota		61
TAYLOR, Alan Raymond				102	Excluded	160		60
RUMBALL, Brett James				62	Excluded	118		35
DENNIS, Tom				212	Elected 6	Quota		24
McGUIRE, Craig William				645	Elected 1	Quota		1
BANNING, Ken				72	Excluded	91		14
ROBINSON, Kenneth David (Toby)				130		232		
ALI, Didar				81	Excluded	99		23
SMITH, Rebecca				21	Excluded	33		4
DICKENSON, Bradley				39	Excluded	48		8
ROSS, Damien				177	Elected 4	Quota		9
McLACHLAN, Scott				109	Elected 10	234		92

NORTHERN AREAS COUNCIL

Ballot Papers				6 candidates contesting 4 vacancies				
Formal	Informal		Quota	1st Preference		Votes at		
768	8	1.0%	154	Votes	Elected / Excluded	Election / Exclusion	Count	
CLARK, Denis Vincent				304	Elected 1	Quota		1
ROBINSON, Merv				95	Elected 3	Quota		2
WHITE, Kerry				34		55		
MOORE, Glan				88	Elected 4	Quota		3
POLLARD, Leon James				194	Elected 2	Quota		1
LANGES, Hank				53		82		

Ballot Papers				1 candidate contesting 1 vacancy				
Formal	Informal		Quota	1st Preference		Votes at		
				Votes	Elected / Excluded	Election / Exclusion	Count	
BROWNE, Ben					Elected Unopposed			

NORTHERN AREAS COUNCIL**Rocky River Ward****4 candidates contesting 3 vacancies**

Ballot Papers				Quota	1st Preference		Votes at		Count
Formal	Informal				Elected / Excluded	Election / Exclusion			
548	8	1.4%	138	Votes					
							128		
							Quota	2	
							Quota	3	
							Quota	1	

HAWKINS-CLARKE, Jonathan
SCARMAN, Sue
WEBB, Kathy
HIGGINS, Denise

CITY OF NORWOOD PAYNEHAM & ST PETERS**Mayoral****2 candidates contesting 1 vacancy**

Ballot Papers				Quota	1st Preference		Votes at		Count
Formal	Informal				Elected / Excluded	Election / Exclusion			
7,437	44	0.6%	3,719	Votes			1,916		
							Quota	1	

MIGNONE, Joe
BRIA, Robert

St Peters Ward**5 candidates contesting 2 vacancies**

Ballot Papers				Quota	1st Preference		Votes at		Count
Formal	Informal				Elected / Excluded	Election / Exclusion			
1,379	22	1.6%	460	Votes			139	3	
							Quota	1	
							400	8	
							356		
							269	5	

WESTBROOK, Carmel
MOORHOUSE, Kester
MOORE, Evonne June
REDFORD, Angus
PASALIDIS, Isaac

Torrens Ward**4 candidates contesting 2 vacancies**

Ballot Papers				Quota	1st Preference		Votes at		Count
Formal	Informal				Elected / Excluded	Election / Exclusion			
1,042	56	5.1%	348	Votes			350	1	
							Quota		
							268		
							Quota	1	
							71		

KNOBLAUCH, Garry John
MARRO, Khaliah
MINNEY, John
EDWARDS, Luke Patrick

Payneham Ward**5 candidates contesting 2 vacancies**

Ballot Papers				Quota	1st Preference		Votes at		Count
Formal	Informal				Elected / Excluded	Election / Exclusion			
1,121	38	3.3%	374	Votes			445	1	
							Quota		
							221		
							Quota	3	
							116		
							93	3	

DUKE, Kevin
LIMNIOS, Nick
DOTTORE, Carlo
ANCHOR, Benjamin
BOX, Jordan

Maylands/Trinity Ward**6 candidates contesting 3 vacancies**

Ballot Papers				Quota	1st Preference		Votes at		Count
Formal	Informal				Elected / Excluded	Election / Exclusion			
1,571	43	2.7%	393	Votes			132		
							292	3	
							192		
							Quota	4	
							Quota	1	
							123	3	

NEWTON, Tess
SIMS, Scott
SHEPHERDSON, Kevin
STOCK, Mike
GRANOZIO, Connie
EARLE-RUSSO, Sandra

West Norwood/Kent Town Ward**4 candidates contesting 2 vacancies**

Ballot Papers				Quota	1st Preference		Votes at		Count
Formal	Informal				Elected / Excluded	Election / Exclusion			
1,096	31	2.8%	366	Votes			119	3	
							Excluded		
							138		
							Quota	3	
							Quota	1	
							285		

FAHEY, Simon James
PATTERSON, Fay
WHITINGTON, Sue
WOODLEY-BAKER, Rochelle

Kensington/East Norwood Ward**4 candidates contesting 2 vacancies**

Ballot Papers				Quota	1st Preference		Votes at		Count
Formal	Informal				Elected / Excluded	Election / Exclusion			
1,095	35	3.1%	366	Votes			711	1	
							Quota		
							105	4	
							351		
							197	3	
							316		

MEX, Christel Lorraine
CALLISTO, John
WATSON, Callum
CICCARELLO, Vini

CITY OF ONKAPARINGA

Mayoral

Ballot Papers				5 candidates contesting 1 vacancy			
Formal	Informal		Quota	1st Preference		Votes at	
31,599	235	0.7%	15,800	Votes	Elected / Excluded	Election / Exclusion	Count
THOMPSON, Erin				7,757	Elected 1	11,629	8
HOLTHAM, Robyn				4,611	Excluded	5,157	3
NANKIVELL, Brian				7,428	Excluded	8,282	5
HENNESSY, Gary				7,229		10,399	
KILBY, Gail				4,574	Excluded	4,574	2

South Coast Ward

Ballot Papers				9 candidates contesting 2 vacancies			
Formal	Informal		Quota	1st Preference		Votes at	
5,655	194	3.3%	1,886	Votes	Elected / Excluded	Election / Exclusion	Count
KIRYK, Sarah				466	Excluded	623	11
McMAHON, Simon				1,250	Elected 1	Quota	38
FRANCIS, Janette Gail				156	Excluded	160	2
WAINWRIGHT, Hazel Ann				1,020	Excluded	1,499	37
CALYX, Cobi				544	Excluded	937	21
REITER, Joshua				151	Excluded	151	1
SCANLAN, Krystal				373	Excluded	421	4
PEAT, Richard Douglas				1,247	Elected 2	Quota	38
LAFFAN, Peter				448	Excluded	503	7

Mid Coast Ward

Ballot Papers				8 candidates contesting 2 vacancies			
Formal	Informal		Quota	1st Preference		Votes at	
5,229	252	4.6%	1,744	Votes	Elected / Excluded	Election / Exclusion	Count
DADZIS, Astra				313	Excluded	344	4
FONG, Leo				224	Excluded	232	2
SWANN, Nick				545	Excluded	740	13
RANN, Gary				81	Excluded	81	1
COWAN, Beau				1,238	Elected 2	Quota	14
JAMIESON, Bill				1,515	Elected 1	Quota	9
DEAKIN, Jon				527	Excluded	567	8
HEATON, Cassandra				786		1185	

Knox Ward

Ballot Papers				10 candidates contesting 2 vacancies			
Formal	Informal		Quota	1st Preference		Votes at	
4,392	184	4.0%	1,465	Votes	Elected / Excluded	Election / Exclusion	Count
MAGIN, Linda Liu				422	Excluded	524	11
GREAVES, Heidi				725	Elected 2	Quota	66
YOUNG, David Roy				176	Excluded	185	2
MERRITT, Heather				378	Excluded	415	7
DE GRAAF, Alayna				740	Elected 1	Quota	47
WELLINGTON, Kingsley Rex				553	Excluded	777	29
MCOWAT, Kellie				250	Excluded	277	4
GODDEN, Robert Charles James				116	Excluded	116	1
NEVILLE, Jake Stephen				452	Excluded	642	18
DUFF, Aaron				580	Excluded	981	46

Pimpala Ward

Ballot Papers				11 candidates contesting 2 vacancies			
Formal	Informal		Quota	1st Preference		Votes at	
4,687	147	3.0%	1,563	Votes	Elected / Excluded	Election / Exclusion	Count
MERRITT, Cheryl				390	Excluded	526	29
PERRY, Wendy Anne				660	Excluded	974	45
CHADWICK, Helen				245	Excluded	285	13
BROWN, Sandra				846	Elected 1	Quota	73
PIVNIK, Edward				195	Excluded	232	8
RICHARDSON, Kym				817	Excluded	1,161	72
O'BRIEN, Michael				736	Elected 2	Quota	73
RUSHTON, Robyn Joanne				342	Excluded	442	21
RUSSELL, Nicole				132	Excluded	132	1
KRETSCHMER, Arnold				152	Excluded	161	2
NASH, Sharon				172	Excluded	199	4

CITY OF ONKAPARINGA

Thalassa Ward

4 candidates contesting 2 vacancies

Ballot Papers				1st Preference		Votes at		Count
Formal	Informal		Quota	Votes	Elected / Excluded	Election / Exclusion		
5,056	229	4.3%	1,686					
THEMELIOTIS, Marion				1,702	Elected 2	Quota	1	
GOLDING, Dan				806		806		
EATON, Geoff				1,873	Elected 1	Quota	1	
PARSLOW, Darryl John				675		675		

Southern Vales Ward

11 candidates contesting 2 vacancies

Ballot Papers				1st Preference		Votes at		Count
Formal	Informal		Quota	Votes	Elected / Excluded	Election / Exclusion		
5,612	185	3.2%	1,871					
WAGNER, Luke				374	Excluded	495	21	
DRAGGETT, Karon Lee				220	Excluded	230	2	
GERHARDY, Saskia				582		1,167		
KOLAR, Ivan				131	Excluded	131	1	
OLSEN, Wayne				946	Elected 2	1,476	74	
GRIFFIN, Richard				304	Excluded	377	13	
UNG, Fong				245	Excluded	288	4	
TOOP, Katie				507	Excluded	875	49	
BRAY, Martin				1,405	Elected 1	Quota	68	
ROSENBERG, Lorraine Florence				591	Excluded	703	36	
ROBERTSON, Gem				307	Excluded	356	7	

DISTRICT COUNCIL OF ORROROO CARRIETON

Councillor at Large

8 candidates contesting 6 vacancies

Ballot Papers				1st Preference		Votes at		Count
Formal	Informal		Quota	Votes	Elected / Excluded	Election / Exclusion		
467	2	0.4%	67					
CHAPMAN, Grant Allan				127	Elected 1	Quota	1	
GOEHRING, Ralph				49	Elected 4	Quota	2	
BOWMAN, Kathie				73	Elected 2	Quota	1	
PARKYN, Col				58	Elected 5	Quota	4	
SHACKLEFORD, Colleen				20	Excluded	21	6	
SCHMIDT, Lorna Ann				47	Elected 6	66	10	
BYERLEE, Emily Josephine				21		56		
FORD, Joylene Joan				72	Elected 3	Quota	1	

DISTRICT COUNCIL OF PETERBOROUGH

Mayoral

1 candidate contesting 1 vacancy

Ballot Papers				1st Preference		Votes at		Count
Formal	Informal		Quota	Votes	Elected / Excluded	Election / Exclusion		
WHITTLE, Ruth					Elected Unopposed			

Councillor at Large

13 candidates contesting 8 vacancies

Ballot Papers				1st Preference		Votes at		Count
Formal	Informal		Quota	Votes	Elected / Excluded	Election / Exclusion		
716	20	2.7%	80					
SLEEP, Russell David				81	Elected 4	Quota	1	
PICKERING, Mike				59	Elected 5	Quota	3	
MILLER, Kim William				52	Elected 7	Quota	35	
HOTCHIN, Ray				90	Elected 3	Quota	1	
MERCER, Graham John				142	Elected 1	Quota	1	
MARTIN, Teena				20		55		
GILES, Wendy				6	Excluded	11	6	
BURFORD, Michael				37	Elected 6	Quota	31	
DEAN, Christopher				17	Excluded	19	12	
MILLS, Shane				14	Excluded	26	21	
SPOONER, Belinda				45	Elected 8	70	53	
CHAMBERS, Cassandra				126	Elected 2	Quota	1	
HUCKS, Neil				27	Excluded	39	34	

CITY OF PLAYFORD

Mayoral

Ballot Papers				Quota	4 candidates contesting 1 vacancy		
Formal	Informal		1st Preference		Elected / Excluded	Votes at Election / Exclusion	Count
14,752	128	0.9%	7,377	Votes			
MUSOLINO, Dino				2,493		2,493	
DOCHERTY, Glenn				8,708	Elected 1	Quota	1
PERRY, Allan				1,731		1,731	
ALDRIDGE, Mark Marshall				1,820		1,820	

Ward 1

Ballot Papers				Quota	9 candidates contesting 3 vacancies		
Formal	Informal		1st Preference		Elected / Excluded	Votes at Election / Exclusion	Count
3,101	112	3.5%	776	Votes			
TAME, Cathy-Jo				431	Elected 3	Quota	25
REARDON, Shaun				392	Excluded	470	14
RENTOULIS, Peter				742	Elected 1	Quota	5
LEEK, Goy				206	Excluded	215	4
IENCO, Giuliana				109	Excluded	109	1
WISSELL, Gabby				270	Excluded	349	8
MARSH, Clint				482	Elected 2	Quota	15
O'RIELLY, Max				149	Excluded	154	2
GOODRICH, Liam				320		574	

Ward 2

Ballot Papers				Quota	6 candidates contesting 3 vacancies		
Formal	Informal		1st Preference		Elected / Excluded	Votes at Election / Exclusion	Count
2,735	111	3.9%	684	Votes			
COPPINS, Stephen				354	Elected 3	644	10
DAWSON, Peter				237	Excluded	250	3
ONUZANS, Jane				579	Elected 2	Quota	3
SMALLWOOD-SMITH, Gay				787	Elected 1	Quota	1
BALFORT, Gary				309	Excluded	397	6
BUGINGO, Simion				469		622	

Ward 3

Ballot Papers				Quota	7 candidates contesting 3 vacancies		
Formal	Informal		1st Preference		Elected / Excluded	Votes at Election / Exclusion	Count
2,947	96	3.2%	737	Votes			
GOSSINK, Veronica				505	Elected 2	Quota	7
CRAIG, Andrew				730	Elected 1	Quota	2
HUCKSTEPP, Steve				400		534	
KERRISON, David				668	Elected 3	Quota	7
FEDERICO, Joe				331	Excluded	364	7
DUIN, Anna				270	Excluded	282	4
HETZEL, John				43	Excluded	43	2

Ward 4

Ballot Papers				Quota	9 candidates contesting 3 vacancies		
Formal	Informal		1st Preference		Elected / Excluded	Votes at Election / Exclusion	Count
2,630	103	3.8%	658	Votes			
RYAN, Dennis				486	Elected 2	Quota	14
BAKER, Marilyn				794	Elected 1	Quota	1
BYRNE, Sharka Charlotte				165	Excluded	223	13
NDI, Sumbo				184	Excluded	336	22
HAIDARI, Mohammad				140	Excluded	154	4
STROET, Katrina				324	Elected 3	Quota	27
POUDYAL, Puskar				118	Excluded	119	2
DAVEY, Denis Ronald				256		407	
O'RIELLY, Tony				163	Excluded	187	7

CITY OF PLAYFORD

Ward 5

13 candidates contesting 3 vacancies

	Ballot Papers			Quota	1st Preference		Votes at		Count
	Formal	Informal			Votes	Elected / Excluded	Election / Exclusion		
	2,812	107	3.7%	704					
RETALLICK, Matthew					169	Excluded	258		52
HALLS, Shirley					490	Elected 2	Quota		67
SMITH, Jerome					165	Excluded	227		35
NORRIS, Misty					483	Elected 1	Quota		53
ARIFI, Akram					492	Elected 3	669		74
MACMILLAN, Duncan					388		548		
HATUNGIMANA, Modeste					146	Excluded	158		16
JOBSON, Phillip					151	Excluded	192		23
MAYNE, Lawrence					29	Excluded	29		2
MORGAN, Wendy					107	Excluded	137		10
EDWARDS, Michael Anthony					84	Excluded	95		6
HOCHWALD, Hans					28	Excluded	28		1
STUART, Terry					80	Excluded	84		3

CITY OF PORT ADELAIDE ENFIELD

Mayoral

4 candidates contesting 1 vacancy

	Ballot Papers			Quota	1st Preference		Votes at		Count
	Formal	Informal			Votes	Elected / Excluded	Election / Exclusion		
	23,528	253	1.1%	11,765					
JOHNS, Colin					5,879		5,879		
LE RAYE, John					1,438		1,438		
BOAN, Claire					12,515	Elected 1	Quota		1
MOFFATT, Steven					3,696		3,696		

Outer Harbor Ward

5 candidates contesting 2 vacancies

	Ballot Papers			Quota	1st Preference		Votes at		Count
	Formal	Informal			Votes	Elected / Excluded	Election / Exclusion		
	3,286	146	4.3%	1,096					
McCLUSKEY, Vanessa					1,562	Elected 1	Quota		1
WOTTON, Adrian					447		696		
JAMIESON, Peter Andrew					702	Elected 2	Quota		5
JOHANSEN, Bruce					423	Excluded	538		5
WARIA-READ, Patricia					152	Excluded	252		3

Semaphore Ward

7 candidates contesting 2 vacancies

	Ballot Papers			Quota	1st Preference		Votes at		Count
	Formal	Informal			Votes	Elected / Excluded	Election / Exclusion		
	3,015	94	3.0%	1,006					
MURPHY, Rachel					281	Excluded	358		5
SMITH, Kyall					187	Excluded	203		3
WRIGHT, Helen					788	Elected 1	Quota		9
WILKINS, David					655	Elected 2	916		15
HOGAN, Michelle					409	Excluded	500		9
TIPPINS, Ashley					183	Excluded	183		2
HEHIR, Rachel					512		813		

Port Adelaide Ward

7 candidates contesting 2 vacancies

	Ballot Papers			Quota	1st Preference		Votes at		Count
	Formal	Informal			Votes	Elected / Excluded	Election / Exclusion		
	2,562	98	3.7%	855					
THOMPSON, Martina					408		724		
MURRAY, Peter					216	Excluded	225		3
VINES, Steve					503	Elected 2	726		13
DIXON, Kyran					412	Excluded	516		8
RICHARDSON, Stephen					78	Excluded	78		2
UEBERGANG, Jen					324	Excluded	363		5
den HARTOG, Joost					621	Elected 1	Quota		8

CITY OF PORT ADELAIDE ENFIELD

Parks Ward

9 candidates contesting 3 vacancies

Ballot Papers				Quota	1st Preference		Votes at		Count
Formal	Informal				Votes	Elected / Excluded	Election / Exclusion		
4,005	180	4.3%	1,002						
CROCI, John Alexander				758	Elected 2	Quota	23		
AK, Bhushan				117	Excluded	132	4		
MITCHELL, Kat				482	Elected 3	907	38		
KAPITOULOV, Allyssa				202	Excluded	240	8		
PERERA, Nayan				80	Excluded	83	2		
HUYNH, Vandi				386	Excluded	617	22		
NKAMBA, Nkweto (NK)				522		828			
LJEVAKOVIC, Jess				223	Excluded	297	14		
DINH, Kim				1,235	Elected 1	Quota	1		

Enfield Ward

7 candidates contesting 3 vacancies

Ballot Papers				Quota	1st Preference		Votes at		Count
Formal	Informal				Votes	Elected / Excluded	Election / Exclusion		
3,841	162	4.0%	961						
MARTIN, Carol				1,236	Elected 1	Quota	1		
PETRACCARO, Angelina				157	Excluded	214	4		
GHASIMY, Shukria				210		255			
IAMMARRONE, Michael				1,037	Elected 2	Quota	1		
CLAYTON, Barbara				723	Elected 3	Quota	4		
AUGUSTINE, Jinesh				217		246			
WEGROWSKI, Adrian				261		355			

Klemzig Ward

5 candidates contesting 2 vacancies

Ballot Papers				Quota	1st Preference		Votes at		Count
Formal	Informal				Votes	Elected / Excluded	Election / Exclusion		
1,977	148	7.0%	660						
BARCA, Tony				826	Elected 1	Quota	1		
ABBOTT, James				167		188			
KARBASI, Moji				238		255			
RUSSELL, Paul				567	Elected 2	Quota	2		
FAURIE, Florent				179		194			

Northfield Ward

5 candidates contesting 3 vacancies

Ballot Papers				Quota	1st Preference		Votes at		Count
Formal	Informal				Votes	Elected / Excluded	Election / Exclusion		
4,120	189	4.4%	1,031						
OSBORN, Matt				1,142	Elected 2	Quota	1		
YOON, Jin Wook				360		433			
JANCZAK, Martyna				486		570			
EVANS, Hannah				837	Elected 3	Quota	3		
BASHAM, Mark				1,295	Elected 1	Quota	1		

CITY OF PORT AUGUSTA

Mayoral

4 candidates contesting 1 vacancy

Ballot Papers				Quota	1st Preference		Votes at		Count
Formal	Informal				Votes	Elected / Excluded	Election / Exclusion		
4,517	7	0.2%	2,259						
JOHNSON, Sam				1,747		1,882			
BENBOW, Brett Andrew				1,774	Elected 1	2,232	4		
SOLOMON, Peter				579	Excluded	627	3		
AMATO, Daniele				417	Excluded	417	2		

CITY OF PORT AUGUSTA

Councillor at Large				21 candidates contesting 9 vacancies				
Ballot Papers				1st Preference		Votes at		
Formal	Informal		Quota	Votes	Elected / Excluded	Election / Exclusion	Count	
4,297	226	5.0%	430					
SHINE, Linley				494	Elected 3	Quota	1	
FOOTE, Louise				310	Elected 4	Quota	20	
HARRIS, Jodie Marie				113	Excluded	261	211	
LEONARD, Matt				651	Elected 2	Quota	1	
CARGILL, James				30	Excluded	36	4	
MYERS, Mark Anthony				92	Excluded	169	111	
NAISBITT, John				270	Elected 6	Quota	158	
MARSH, Maralyn				222	Elected 7	Quota	244	
COLE, Bill				74	Excluded	121	45	
PAYNTER, Fran				197	Elected 9	Quota	303	
BROWN, Phillip				286	Elected 5	Quota	149	
PARRY, Maurice (Mo) Stephen				44	Excluded	55	13	
WILLIAMS, Rob				30	Excluded	37	8	
SINGH, Sunny				740	Elected 1	Quota	1	
DALLA SANTA, Beaudine				90	Excluded	162	85	
MORRIS, Alan Franklin				65	Excluded	83	19	
PIDGEON, Phillip Stewart				97	Excluded	212	147	
JOHNSTON, Ann				160	Elected 8	Quota	293	
THOMAS, Kym				78	Excluded	106	31	
MITCHELL, Tony				155	Excluded	336	292	
BROUGHTON, Graham				99	Excluded	124	65	

CITY OF PORT LINCOLN

Mayoral				3 candidates contesting 1 vacancy				
Ballot Papers				1st Preference		Votes at		
Formal	Informal		Quota	Votes	Elected / Excluded	Election / Exclusion	Count	
4,377	11	0.3%	2,189					
PAPAZOGLOV, Jim				1,167	Excluded	1,167	2	
FLAHERTY, Brad				1,786	Elected 1	2,132	2	
MISLOV, Diana				1,424		1,741		

Councillor at Large				12 candidates contesting 9 vacancies				
Ballot Papers				1st Preference		Votes at		
Formal	Informal		Quota	Votes	Elected / Excluded	Election / Exclusion	Count	
4,153	185	4.3%	416					
RITCHIE, Jack				344	Elected 9	Quota	12	
BROADFOOT, Andrea				462	Elected 3	Quota	1	
ROUSELL, Robyn				334	Elected 7	Quota	11	
COOTE, Timothy Steven				241		313		
STAUNTON, Valerie				302	Elected 6	Quota	11	
JOLLEY, Peter				364	Elected 5	Quota	5	
DAVIES, Linda				522	Elected 2	Quota	1	
DODD, Geoff				400	Elected 4	Quota	2	
LINN, Peter Malcolm				327	Elected 8	Quota	11	
DAVIS, Faye				614	Elected 1	Quota	1	
REID, Lee Alan				97	Excluded	116	5	
WATSON, Julie				146	Excluded	207	10	

PORT PIRIE REGIONAL COUNCIL

Mayoral				3 candidates contesting 1 vacancy				
Ballot Papers				1st Preference		Votes at		
Formal	Informal		Quota	Votes	Elected / Excluded	Election / Exclusion	Count	
5,979	16	0.3%	2,990					
BASLEY, Mike				1,495	Excluded	1,495	2	
ROHDE, John				1,640		1,936		
STEPHENS, Leon William				2,844	Elected 1	Quota	2	

PORT PIRIE REGIONAL COUNCIL

Councillor at Large				14 candidates contesting 9 vacancies				
Ballot Papers				1st	Votes at			
Formal	Informal		Quota	Preference	Elected / Excluded	Election / Exclusion	Count	
5,753	244	4.1%	576	Votes				
CONNOR, Joby				624	Elected 3	Quota	1	
WILSON, Neville				548	Elected 4	Quota	2	
GULIN, Ali				226	Elected 9	527	76	
JACKSON, Kendall				625	Elected 2	Quota	1	
RAFANELLI, Nicole Faye				280		507		
KEAIN, Jack				426	Elected 6	Quota	25	
PERKS, Matt				489	Elected 5	Quota	2	
WERFEL, Trevor				87	Excluded	105	6	
JOHNSON, Bluey				252	Excluded	372	42	
GADALETA, Dino				412	Elected 7	Quota	43	
HAYLOCK, Garry				228	Excluded	317	24	
HOPGOOD, Mick				277	Elected 8	Quota	43	
ZUBRINICH, Alan				1,180	Elected 1	Quota	1	
MUNRO, Brenda Annette				99	Excluded	141	12	

CITY OF PROSPECT

Mayoral				2 candidates contesting 1 vacancy				
Ballot Papers				1st	Votes at			
Formal	Informal		Quota	Preference	Elected / Excluded	Election / Exclusion	Count	
4,618	37	0.8%	2,310	Votes				
CHIRMULEY, Dilip				954		954		
O'LOUGHLIN, David Andrew				3,664	Elected 1	Quota	1	

North Ward				4 candidates contesting 2 vacancies				
Ballot Papers				1st	Votes at			
Formal	Informal		Quota	Preference	Elected / Excluded	Election / Exclusion	Count	
1,117	30	2.6%	373	Votes				
NGUYEN, Thuy				428	Elected 1	Quota	1	
PEARCE, Robin				357	Elected 2	Quota	2	
LEE, Monica				279		310		
van DIERMEN, Susan				53		58		

West Ward				4 candidates contesting 2 vacancies				
Ballot Papers				1st	Votes at			
Formal	Informal		Quota	Preference	Elected / Excluded	Election / Exclusion	Count	
1,207	47	3.7%	403	Votes				
LARWOOD, Matthew				456	Elected 1	Quota	1	
HALMAN, Ben				118		118		
PHILPOTT, David				213		213		
BARNETT, Kristina				420	Elected 2	Quota	1	

Central Ward				3 candidates contesting 2 vacancies				
Ballot Papers				1st	Votes at			
Formal	Informal		Quota	Preference	Elected / Excluded	Election / Exclusion	Count	
994	49	4.7%	332	Votes				
BRAVINGTON, Elijah				120		174		
De BACKER, Alison				320	Elected 2	Quota	2	
GROOTE, Mark				554	Elected 1	Quota	1	

East Ward				4 candidates contesting 2 vacancies				
Ballot Papers				1st	Votes at			
Formal	Informal		Quota	Preference	Elected / Excluded	Election / Exclusion	Count	
1,173	29	2.4%	392	Votes				
HARRIS, Allen				343	Elected 2	Quota	3	
RYPP, Steven				431	Elected 1	Quota	1	
SEARSON, Darren				217		288		
STANDEN, Mark				182	Excluded	192	3	

RENMARK PARINGA COUNCIL

Mayoral				2 candidates contesting 1 vacancy				
Ballot Papers				1st	Votes at			
Formal	Informal		Quota	Preference	Elected / Excluded	Election / Exclusion	Count	
3,243	17	0.5%	1,622	Votes				
MARTINSON, Neil				1,813	Elected 1	Quota	1	
DUGGIN, Peter James				1,430		1,430		

REMARK PARINGA COUNCIL

Ballot Papers				16 candidates contesting 8 vacancies				
Formal	Informal		Quota	1st Preference		Votes at		
3,148	117	3.6%	350	Votes	Elected / Excluded	Election / Exclusion	Count	
HUNTER, Peter				976	Elected 1	Quota	1	
BROUGHTON, Gary Lee				78	Excluded	157	27	
SIMS, David				117	Elected 7	Quota	100	
TOWNSEND, Ben				208	Elected 3	Quota	10	
HOWIE, Margaret				138	Elected 6	Quota	78	
LYMBERY, Stacey				136	Excluded	312	99	
PEDLER, Scott				86	Excluded	132	18	
SINGH-MALHI, Sim				602	Elected 2	Quota	1	
SLADE, Helen Marjorie				109	Excluded	253	63	
PATTY, Violet				91	Excluded	172	40	
Du RIEU, Henry Robertson				153	Elected 5	Quota	66	
SPANNO, Maria				202	Elected 4	Quota	29	
CHOWN, Mark				46	Excluded	71	6	
LOCKYER, Glacy				19	Excluded	61	3	
ROBERTS, Ruth				55	Excluded	82	9	
MADDOCKS, Allan Peter				132	Elected 8	Quota	100	

DISTRICT COUNCIL OF ROBE

Ballot Papers				2 candidates contesting 1 vacancy				
Formal	Informal		Quota	1st Preference		Votes at		
784	1	0.1%	393	Votes	Elected / Excluded	Election / Exclusion	Count	
YATES, James				142		142		
NUNAN, Alison				642	Elected 1	Quota	1	

Ballot Papers				8 candidates contesting 6 vacancies				
Formal	Informal		Quota	1st Preference		Votes at		
774	12	1.5%	111	Votes	Elected / Excluded	Election / Exclusion	Count	
DELL'ANTONIO, Rino				103	Elected 3	Quota	2	
RISELEY, Peter				245	Elected 1	Quota	1	
LYNCH-RHODES, Brenton				31		84		
BATES, Bob				180	Elected 2	Quota	1	
WRIGHT, Ned				58	Elected 4	Quota	4	
LAURIE, David Park				51	Elected 6	Quota	8	
BOYD, Michael Alan				75	Elected 5	Quota	7	
ROGERS, Timothy				31	Excluded	57	5	

CITY OF SALISBURY

Ballot Papers				4 candidates contesting 1 vacancy				
Formal	Informal		Quota	1st Preference		Votes at		
25,032	255	1.0%	12,517	Votes	Elected / Excluded	Election / Exclusion	Count	
PILKINGTON, Damien				7,704		9,762		
NORRIS, Matthew				3,441	Excluded	3,933	3	
WATSON, Teddy				2,480	Excluded	2,480	2	
ALDRIDGE, Gillian				11,407	Elected 1	Quota	4	

Ballot Papers				5 candidates contesting 2 vacancies				
Formal	Informal		Quota	1st Preference		Votes at		
3,414	220	6.1%	1,139	Votes	Elected / Excluded	Election / Exclusion	Count	
FURTADO, Moira				467	Excluded	653	5	
BUCHANAN, Chad				1,716	Elected 1	Quota	1	
KHIEV, Dara				613		908		
PROLETA, Donna Margaret				485	Elected 2	Quota	8	
GHIMIRE, Lok Nath				133	Excluded	162	3	

CITY OF SALISBURY

East Ward

7 candidates contesting 2 vacancies

Ballot Papers				1st Preference				
Formal	Informal		Quota	Votes	Elected / Excluded	Votes at		Count
3,138	184	5.5%	1,047			Election / Exclusion		
DAWSON, Sherri				436	Excluded	561		9
BLACKMORE, Maria				661	Elected 2	Quota		15
JACKSON, Emma				144	Excluded	162		3
EL-YOUSSEF, Ahmad				97	Excluded	97		2
GILL, Betty				444	Excluded	477		5
BALAZA, David Matthew				529		796		
DUNCAN, Adam				827	Elected 1	Quota		9

South Ward

5 candidates contesting 2 vacancies

Ballot Papers				1st Preference				
Formal	Informal		Quota	Votes	Elected / Excluded	Votes at		Count
2,859	190	6.2%	954			Election / Exclusion		
HUMBLE, Stephen				244	Excluded	244		3
BEDFORD, Sean				667		876		
HODGKIN, Daniel				350	Excluded	426		5
HENNINGSEN, Natasha				637	Elected 2	890		8
WOODMAN, Julie				961	Elected 1	Quota		1

Hills Ward

6 candidates contesting 2 vacancies

Ballot Papers				1st Preference				
Formal	Informal		Quota	Votes	Elected / Excluded	Votes at		Count
2,991	227	7.1%	998			Election / Exclusion		
BATES, Antony (Tony)				448		647		
JENSEN, Peter				946	Elected 1	Quota		3
ADAM, Rob				150	Excluded	150		2
REARDON, Shiralee				801	Elected 2	Quota		6
BRYANT, David John				392	Excluded	472		6
PRAJAPATI, Gaurang				254	Excluded	263		3

Para Ward

5 candidates contesting 2 vacancies

Ballot Papers				1st Preference				
Formal	Informal		Quota	Votes	Elected / Excluded	Votes at		Count
4,094	340	7.7%	1,365			Election / Exclusion		
GOHIL, Raj				479	Excluded	519		4
VAN DER MERWE, Jan				297	Excluded	297		2
OUK, Sarah				1,358	Elected 1	Quota		2
ZAHRA, Riccardo				913		1,165		
GRENFELL, Kylie				1,047	Elected 2	Quota		4

North Ward

4 candidates contesting 2 vacancies

Ballot Papers				1st Preference				
Formal	Informal		Quota	Votes	Elected / Excluded	Votes at		Count
3,529	300	7.8%	1,177			Election / Exclusion		
HOOD, David				995	Elected 1	Quota		2
DAHAL, Kamal				580	Excluded	580		2
CARUSO, Linda				938		1,160		
REYNOLDS, Graham				1,016	Elected 2	Quota		3

West Ward

5 candidates contesting 2 vacancies

Ballot Papers				1st Preference				
Formal	Informal		Quota	Votes	Elected / Excluded	Votes at		Count
3,559	245	6.4%	1,187			Election / Exclusion		
HEASMAN, Silvana				294		405		
BRUG, Beau				2,248	Elected 1	Quota		1
BRAUN, Lisa				462	Elected 2	Quota		3
FURLONG, Brad				102	Excluded	152		3
WHITE, Steve				453		696		

SOUTHERN MALLEE DISTRICT COUNCIL

Ballot Papers				14 candidates contesting 7 vacancies				
Formal	Informal		Quota	1st Preference		Votes at		
897	19	2.1%	113	Votes	Elected / Excluded	Election / Exclusion	Count	
IRELAND, Paul				152	Elected 2	Quota	1	
PFEIFFER, Neville Kenneth				50	Elected 6	Quota	54	
SPARNON, Mick				47	Elected 7	Quota	54	
NICKOLLS, Jeffrey Gordon				115	Elected 3	Quota	1	
BOSELEY, Rebecca				52	Elected 5	Quota	37	
GRIEGER, Andrew John				194	Elected 1	Quota	1	
DANIEL, Paul				32	Excluded	41	22	
WILKIE, Clive				10	Excluded	10	4	
WHITE, Mark				52	Excluded	66	36	
DUNSFORD, Allan Thomas				12	Excluded	36	16	
SIMON, Jessie				27	Excluded	33	10	
HANCOCK, Trevor				71	Elected 4	Quota	18	
WILLOUGHBY, Barry				68	Excluded	91	53	
LLOYDE, David				15	Excluded	16	6	

DISTRICT COUNCIL OF STREAKY BAY

Ballot Papers				5 candidates contesting 4 vacancies				
Formal	Informal		Quota	1st Preference		Votes at		
377	7	1.8%	76	Votes	Elected / Excluded	Election / Exclusion	Count	
BARBER, Travis Maxwell				258	Elected 1	Quota	1	
PUDNEY, Clifford John				36	Elected 3	Quota	2	
HACKETT, Peter				11	Elected 4	Quota	4	
HEIN, Bruce Ronald				15		59		
KARP, Lauren				57	Elected 2	Quota	2	

Ballot Papers				5 candidates contesting 4 vacancies				
Formal	Informal		Quota	1st Preference		Votes at		
414	5	1.2%	83	Votes	Elected / Excluded	Election / Exclusion	Count	
WHEATON, Philip				97	Elected 2	Quota	1	
McGOWAN, Trudy				48	Elected 4	Quota	2	
MORGAN, Penny				25		56		
TREZONA, Neville Graham				91	Elected 3	Quota	1	
GUNN, Graham McDonald				153	Elected 1	Quota	1	

TATIARA DISTRICT COUNCIL

Ballot Papers				1 candidate contesting 1 vacancy				
Formal	Informal		Quota	1st Preference		Votes at		
				Votes	Elected / Excluded	Election / Exclusion	Count	
EXCELL, Graham John					Elected Unopposed			

Ballot Papers				10 candidates contesting 9 vacancies				
Formal	Informal		Quota	1st Preference		Votes at		
2,037	52	2.5%	204	Votes	Elected / Excluded	Election / Exclusion	Count	
MOCK, Robert James				212	Elected 4	Quota	1	
OLIVER, Maureen				193	Elected 6	Quota	2	
JACKSON, Jamie				230	Elected 2	Quota	1	
McINERNEY, Ken				102	Elected 9	203	9	
HANNEMANN, Miles Weston				112	Elected 8	Quota	7	
EDWARDS, David (Eddy)				161	Elected 7	Quota	2	
LANGLEY, Cathy				214	Elected 3	Quota	1	
PENNIMENT, Diana Elizabeth				187	Elected 5	Quota	2	
MURPHY, Mark				112	Excluded	188	9	
GOOSSENS, Liz				514	Elected 1	Quota	1	

CITY OF TEA TREE GULLY

Ballot Papers				2 candidates contesting 1 vacancy				
Formal	Informal		Quota	1st Preference		Votes at		
				Votes	Elected / Excluded	Election / Exclusion	Count	
18,676	196	1.0%	9,339	12,012	Elected	Quota	1	
KNIGHT, Kevin				6,664		6,664		
BARBARO, Paul								
Ballot Papers				5 candidates contesting 2 vacancies				
Formal	Informal		Quota	1st Preference		Votes at		
				Votes	Elected / Excluded	Election / Exclusion	Count	
3,286	78	2.3%	1,096	398	Excluded	470	5	
GRIFFIN, Paul				499		740		
DENTON, Gavin				854	Elected 2	Quota	5	
KEANE, Bernie				1,212	Elected 1	Quota	1	
RANKINE, Brett				323	Excluded	347	3	
JACQUES, Leighton Arthur								
Ballot Papers				3 candidates contesting 2 vacancies				
Formal	Informal		Quota	1st Preference		Votes at		
				Votes	Elected / Excluded	Election / Exclusion	Count	
2,621	158	5.7%	874	776	Elected 2	Quota	2	
PETRIE, Lyn				1,181	Elected 1	Quota	1	
WYLD, Damian				664		851		
HARBINSON, Matthew								
Ballot Papers				4 candidates contesting 2 vacancies				
Formal	Informal		Quota	1st Preference		Votes at		
				Votes	Elected / Excluded	Election / Exclusion	Count	
2,722	113	4.0%	908	1,288	Elected 1	Quota	1	
KEANE, Sandy				232	Excluded	281	3	
MITCHELL, Krystle				638		865		
PANAGARIS, Peter				564	Elected 2	884	4	
SCHLUETER, Alicia								
Ballot Papers				7 candidates contesting 2 vacancies				
Formal	Informal		Quota	1st Preference		Votes at		
				Votes	Elected / Excluded	Election / Exclusion	Count	
2,939	111	3.6%	980	484		739		
McGEE, Alexandra				82	Excluded	82	2	
SHABBAR, Marwa				644	Elected 2	Quota	15	
UNGER, Rob				449	Excluded	530	8	
ELLERY, James				664	Elected 1	Quota	8	
SAVVAS, Olivia				389	Excluded	428	5	
DHILLON, Maninder				227	Excluded	237	3	
FOORD, Andrew								
Ballot Papers				4 candidates contesting 2 vacancies				
Formal	Informal		Quota	1st Preference		Votes at		
				Votes	Elected / Excluded	Election / Exclusion	Count	
3,490	93	2.6%	1,164	2,169	Elected 1	Quota	1	
JONES, Lucas				143	Excluded	220	3	
SALEHI, Bahar				596		1,016		
MATTISKE, Adla				582	Elected 2	Quota	3	
LINTVELT, Jessica								
Ballot Papers				4 candidates contesting 2 vacancies				
Formal	Informal		Quota	1st Preference		Votes at		
				Votes	Elected / Excluded	Election / Exclusion	Count	
3,165	114	3.5%	1,056	363		363		
HARRIS, Luke				304		304		
SANCHEZ, Robert				1,287	Elected 1	Quota	1	
FIELD, Peter				1,211	Elected 2	Quota	1	
COLEMAN, Robin								

DISTRICT COUNCIL OF TUMBY BAY

Ballot Papers				2 candidates contesting 1 vacancy				
Formal	Informal		Quota	1st Preference		Votes at		
1,304	1	0.1%	653	Votes	Elected / Excluded	Election / Exclusion	Count	
TELFER, Sam				976	Elected 1	Quota	1	
STEWART, Geoffrey				328	Excluded	328	1	

Ballot Papers				7 candidates contesting 6 vacancies				
Formal	Informal		Quota	1st Preference		Votes at		
1,274	27	2.1%	183	Votes	Elected / Excluded	Election / Exclusion	Count	
TRENBERTH, Ricky				243	Elected 1	Quota	1	
HIBBIT, Stephen				195	Elected 5	Quota	1	
KROEMER, Helen Terese				128	Elected 6	Quota	3	
RANDALL, Robert				205	Elected 4	Quota	1	
ALLEN-JORDAN, Hannah				220	Elected 3	Quota	1	
LAWRIE, Bob				239	Elected 2	Quota	1	
BRYANT, Thelma Diane				44		77		

CORPORATION OF THE CITY OF UNLEY

Ballot Papers				3 candidates contesting 1 vacancy				
Formal	Informal		Quota	1st Preference		Votes at		
8,357	61	0.7%	4,179	Votes	Elected / Excluded	Election / Exclusion	Count	
HEWITSON, Michael				4,220	Elected 1	Quota	1	
CENTRELLA, Dario				2,465		2,465		
SCHNELL, Bob				1,672		1,672		

Ballot Papers				7 candidates contesting 2 vacancies				
Formal	Informal		Quota	1st Preference		Votes at		
1,466	37	2.5%	489	Votes	Elected / Excluded	Election / Exclusion	Count	
DEWING, Sue				347	Elected 1	478	13	
GREEN, Daniel				145	Excluded	180	5	
RUSSO, Jane				268	Elected 2	467	13	
SALAMAN, Rufus				219	Excluded	287	8	
CHATAWAY, Roslyn				135	Excluded	135	2	
BONHAM, Jennifer				208		381		
BARNES, Dami				144	Excluded	156	3	

Ballot Papers				7 candidates contesting 2 vacancies				
Formal	Informal		Quota	1st Preference		Votes at		
1,074	43	3.8%	359	Votes	Elected / Excluded	Election / Exclusion	Count	
MARTIN, Stu				95	Excluded	100	3	
DE ROSA, Max				88	Excluded	88	2	
BRINKLEY, Michael				92	Excluded	125	5	
DABROWSKI, Rob				172	Excluded	222	9	
HUDSON, Mike				227	Elected 2	329	15	
ANASTASSIADIS, Kay				229	Elected 1	357	15	
KEYNES, Alex				171		309		

Ballot Papers				2 candidates contesting 2 vacancies				
Formal	Informal		Quota	1st Preference		Votes at		
				Votes	Elected / Excluded	Election / Exclusion	Count	
HUGHES, Peter					Elected Unopposed			
DODD, Jordan					Elected Unopposed			

Ballot Papers				7 candidates contesting 2 vacancies				
Formal	Informal		Quota	1st Preference		Votes at		
1,468	25	1.7%	490	Votes	Elected / Excluded	Election / Exclusion	Count	
TRAN, Adeline Wei Wei				191		346		
DOOLETTE, Ann				156	Excluded	186	3	
MALCOLM, Anthony				135	Excluded	135	2	
TIPPER, Denise				191	Excluded	230	5	
WRIGHT, Emma				327	Elected 1	Quota	9	
SHEEHAN, Nicole				285	Elected 2	457	16	
SMOLUCHA, Luke				183	Excluded	275	9	

CORPORATION OF THE CITY OF UNLEY

Ballot Papers				4 candidates contesting 2 vacancies			
Formal	Informal		Quota	1st Preference		Votes at	
1,343	29	2.1%	448	Votes	Elected / Excluded	Election / Exclusion	Count
PALMER, Don				410	Elected 2	Quota	3
ANSPACH, Tamsin				256		373	
WALLACE, Angus				203	Excluded	208	3
BOISVERT, Jennie				474	Elected 1	Quota	1

Ballot Papers				2 candidates contesting 2 vacancies			
Formal	Informal		Quota	1st Preference		Votes at	
				Votes	Elected / Excluded	Election / Exclusion	Count
RABBITT, Michael					Elected Unopposed		
BRONIECKI, Monica					Elected Unopposed		

CITY OF VICTOR HARBOR

Ballot Papers				5 candidates contesting 1 vacancy			
Formal	Informal		Quota	1st Preference		Votes at	
6,315	20	0.3%	3,158	Votes	Elected / Excluded	Election / Exclusion	Count
PHILP, Graham				659	Excluded	659	2
JEFFREY, Carolyn (CJ)				1,640		2,292	
JENKINS, Moira				2,404	Elected 1	2,933	8
SMOKER, Mike				672	Excluded	701	3
JACOBSEN, James Webster				940	Excluded	1,117	5

Ballot Papers				17 candidates contesting 9 vacancies			
Formal	Informal		Quota	1st Preference		Votes at	
6,044	268	4.2%	605	Votes	Elected / Excluded	Election / Exclusion	Count
FOREMAN, Jan				241	Excluded	310	49
HENDERSON, Marilyn				396	Elected 5	Quota	50
GLAZBROOK, Tim				652	Elected 2	Quota	1
MANN, Brayden				1,200	Elected 1	Quota	1
TREZISE, Kerry				248	Excluded	533	171
KEMP, David				254	Elected 8	Quota	172
CHARLES, Peter (Oopsy)				469	Elected 6	Quota	79
TELFER, Tim				244	Excluded	430	113
LOWE, Bill				81	Excluded	145	16
SCHOFIELD, Carol				345	Elected 7	Quota	114
MARSHALL, Bob				287	Excluded	343	78
ROBERTSON, Andrew Gordon				290	Elected 9	Quota	172
LANG, Anthony				43	Excluded	63	10
McRAE, Chris				215	Excluded	270	29
LOESER, Keith				31	Excluded	34	5
HAYLES, Nick				499	Elected 4	Quota	2
LITTLELY, Bryan				549	Elected 3	Quota	2

WAKEFIELD REGIONAL COUNCIL

Ballot Papers				1 candidate contesting 1 vacancy			
Formal	Informal		Quota	1st Preference		Votes at	
				Votes	Elected / Excluded	Election / Exclusion	Count
REID, Rodney John					Elected Unopposed		

Ballot Papers				4 candidates contesting 3 vacancies			
Formal	Informal		Quota	1st Preference		Votes at	
693	4	0.6%	174	Votes	Elected / Excluded	Election / Exclusion	Count
NICHOLLS, John Douglas				205	Elected 2	Quota	1
WOOD, John Stewart				128	Elected 3	173	3
RUSSELL, Denni				218	Elected 1	Quota	1
HARDY, Norma Irene				142		170	

WAKEFIELD REGIONAL COUNCIL**Central Ward****7 candidates contesting 4 vacancies**

Ballot Papers				1st Preference				Votes at	
Formal	Informal		Quota	Votes	Elected / Excluded	Election / Exclusion	Count		
1,073	12	1.1%	215						
KOUIS, George				42		53			
WILLIAMS, Terry				257	Elected 2	Quota	1		
BAIS, Laury				42		50			
RANKINE, Michael				235	Elected 3	Quota	1		
GREENSHIELDS, Michael				129	Elected 4	Quota	3		
MAY, Malcolm				336	Elected 1	Quota	1		
KELLY, Liz				32		76			

South Ward**3 candidates contesting 2 vacancies**

Ballot Papers				1st Preference				Votes at	
Formal	Informal		Quota	Votes	Elected / Excluded	Election / Exclusion	Count		
397	8	2.0%	133						
SMITH, Barry				56		95			
WILLIAMS, Wendy				123	Elected 2	Quota	2		
BOWYER, Peter Norman				218	Elected 1	Quota	1		

CORPORATION OF THE TOWN OF WALKERVILLE**Mayoral****1 candidate contesting 1 vacancy**

Ballot Papers				1st Preference				Votes at	
Formal	Informal		Quota	Votes	Elected / Excluded	Election / Exclusion	Count		
FRICKER, Elizabeth					Elected Unopposed				

Councillor at Large**11 candidates contesting 8 vacancies**

Ballot Papers				1st Preference				Votes at	
Formal	Informal		Quota	Votes	Elected / Excluded	Election / Exclusion	Count		
1,820	70	3.7%	203						
BISHOP, MaryLou				260	Elected 2	Quota	1		
COLEMAN, Norm				179	Elected 4	Quota	5		
SHARMA, Mahesh				132		161			
NENKE, James Paul				149	Elected 8	Quota	20		
FURLAN, Stephen				135	Elected 7	Quota	11		
WILKINS, Conrad				113	Elected 5	Quota	10		
WIGG, Carolyn Ann				83	Excluded	97	4		
ASHBY, Robert				200	Elected 3	Quota	2		
JOSHI, Jennifer				123	Elected 6	Quota	10		
STOLL, Andrew				98	Excluded	120	9		
WILLIAMS, James				348	Elected 1	Quota	1		

WATTLE RANGE COUNCIL**Mayoral****2 candidates contesting 1 vacancy**

Ballot Papers				1st Preference				Votes at	
Formal	Informal		Quota	Votes	Elected / Excluded	Election / Exclusion	Count		
4,221	16	0.4%	2,111						
NOLL, Des				2,324	Elected 1	Quota	1		
MUHOVICS, Dennis				1,897		1,897			

Kintore Ward**2 candidates contesting 2 vacancies**

Ballot Papers				1st Preference				Votes at	
Formal	Informal		Quota	Votes	Elected / Excluded	Election / Exclusion	Count		
DUNNICLIFF, Peter					Elected Unopposed				
McGRATH, Kevin Joseph					Elected Unopposed				

Riddoch Ward**3 candidates contesting 2 vacancies**

Ballot Papers				1st Preference				Votes at	
Formal	Informal		Quota	Votes	Elected / Excluded	Election / Exclusion	Count		
647	20	3.0%	216						
PALTRIDGE, Rick				311	Elected 1	Quota	1		
BURROW, Dean Francis				250	Elected 2	Quota	1		
SHAW, Tania Kidman				86		86			

WATTLE RANGE COUNCIL**Corcoran Ward****7 candidates contesting 5 vacancies**

Ballot Papers				1st Preference				
Formal	Informal		Quota	Votes	Elected / Excluded	Votes at		Count
2,158	41	1.9%	360			Election / Exclusion		
COX, Sharon Wendy				533	Elected 2	Quota		1
DREW, John				578	Elected 1	Quota		1
EMMERICH, Klaus				50	Excluded	89		6
LOOBY-McROSTIE, Nicole Kathrine				211		342		
SLARKS, Graham				127	Elected 5	359		10
NEAGLE, Moira				201	Elected 4	Quota		4
BROWN, Glenn				458	Elected 3	Quota		1

Sorby Adams Ward**4 candidates contesting 2 vacancies**

Ballot Papers				1st Preference				
Formal	Informal		Quota	Votes	Elected / Excluded	Votes at		Count
601	25	4.0%	201			Election / Exclusion		
PRICE, Dale				243	Elected 1	Quota		1
LAWLOR, Gwenda				90		90		
STEWART, Robert John				39		39		
AGNEW, Deb				229	Elected 2	Quota		1

CITY OF WEST TORRENS**Mayoral****6 candidates contesting 1 vacancy**

Ballot Papers				1st Preference				
Formal	Informal		Quota	Votes	Elected / Excluded	Votes at		Count
11,764	61	0.5%	5,883			Election / Exclusion		
RUNDLE, Robert				1,734	Excluded	1,888		5
COXON, Michael Stuart				2,777	Elected 1	4,364		15
DEMETRIOU, George				1,110	Excluded	1,152		3
KARYDIS, Antonia				2,661	Excluded	3,270		9
MANGOS, Arthur Con				2,773	Excluded	4,129		15
OWEN, Trevor Neil				709	Excluded	709		2

Keswick Ward**3 candidates contesting 2 vacancies**

Ballot Papers				1st Preference				
Formal	Informal		Quota	Votes	Elected / Excluded	Votes at		Count
1,623	61	3.6%	542			Election / Exclusion		
WOODWARD, John				662	Elected 1	Quota		1
PAPANIKOLAOU, Elisabeth				525	Elected 2	Quota		2
FARNDEN, Michael				436		512		

Hilton Ward**3 candidates contesting 2 vacancies**

Ballot Papers				1st Preference				
Formal	Informal		Quota	Votes	Elected / Excluded	Votes at		Count
1,476	82	5.3%	493			Election / Exclusion		
O'RIELLEY, Cindy				515	Elected 2	Quota		1
VLAHOS, George				658	Elected 1	Quota		1
DEED, Samuel				303		303		

Plympton Ward**3 candidates contesting 2 vacancies**

Ballot Papers				1st Preference				
Formal	Informal		Quota	Votes	Elected / Excluded	Votes at		Count
1,655	89	5.1%	552			Election / Exclusion		
TSIAPARIS, Simon				968	Elected 1	Quota		1
ALI, Abdurhman Haj				252	Excluded	439		2
PAL, Surrender				435	Elected 2	Quota		2

Lockleys Ward**4 candidates contesting 2 vacancies**

Ballot Papers				1st Preference				
Formal	Informal		Quota	Votes	Elected / Excluded	Votes at		Count
1,525	86	5.3%	509			Election / Exclusion		
McKAY, Kym				790	Elected 1	Quota		1
HUGGETT, Daniel				505	Elected 2	Quota		2
NUSKE, Grant				115		193		
GUPTA, Shital				115		155		

CITY OF WEST TORRENS

Airport Ward

5 candidates contesting 2 vacancies

Ballot Papers			Quota	1st Preference		Votes at		Count
Formal	Informal	Preference		Elected / Excluded	Election / Exclusion			
1,901	89 4.5%	634	Votes					
DOTTO, Vania Louise								
			229	Excluded	161		2	
WOOD, Jassmine								
			450	Elected 2	597		5	
PALMER, Garth								
			507		579			
REYNOLDS, Brandon								
			554	Elected 1	Quota		3	
MOYA, Daniel								
			161	Excluded	161		2	

Morphett Ward

4 candidates contesting 2 vacancies

Ballot Papers			Quota	1st Preference		Votes at		Count
Formal	Informal	Preference		Elected / Excluded	Election / Exclusion			
1,484	77 4.9%	495	Votes					
WILTON, David								
			399	Elected 2	Quota		3	
COSTANZO, Sonia								
			320	Excluded	433		3	
McKAY, Anne								
			598	Elected 1	Quota		1	
BARTNIK, Robert								
			167	Excluded	183		3	

Thebarton Ward

5 candidates contesting 2 vacancies

Ballot Papers			Quota	1st Preference		Votes at		Count
Formal	Informal	Preference		Elected / Excluded	Election / Exclusion			
1,563	98 5.9%	522	Votes					
MUGAVIN, Dominic								
			408	Elected 1	510		4	
NITSCHKE, Graham								
			408	Elected 2	508		4	
SARRIS, Spiros								
			393	Excluded	487		4	
CRUZ, Helika								
			238	Excluded	261		3	
McKAY, Matthew								
			116	Excluded	116		2	

CITY OF WHYALLA

Mayoral

4 candidates contesting 1 vacancy

Ballot Papers			Quota	1st Preference		Votes at		Count
Formal	Informal	Preference		Elected / Excluded	Election / Exclusion			
7,194	16 0.2%	3,598	Votes					
BREUER, Lyn								
			1,832	Excluded	1,833		3	
ANTONIO, Thomas Anthony								
			2,873		3,084			
McLAUGHLIN, Clare								
			1,986	Elected 1	3,166		4	
CASWELL-CAMPBELL, Kathryn Michelle								
			503	Excluded	503		2	

Councillor at Large

21 candidates contesting 9 vacancies

Ballot Papers			Quota	1st Preference		Votes at		Count
Formal	Informal	Preference		Elected / Excluded	Election / Exclusion			
6,809	354 4.9%	681	Votes					
POND, Tamy								
			513	Elected 6	Quota		86	
GIUMELLI, Alex								
			174	Excluded	193		5	
WESTERMAN, Zia								
			295	Elected 8	Quota		154	
DUNN, David K								
			261	Excluded	330		57	
LEDO, Bruce								
			216	Excluded	244		16	
KLOBUCAR, Ethan								
			98	Excluded	98		1	
CRESSHULL, Michael								
			230	Excluded	303		36	
KNOX, David								
			379	Elected 7	Quota		129	
MARSHALL, Joanne								
			602	Elected 1	Quota		10	
STUPPOS, Soto								
			517	Elected 4	Quota		58	
BREUER, Tim								
			351	Excluded	469		128	
SANTUCCI, Rick								
			442	Elected 5	Quota		81	
ADAIR, Irene								
			292	Elected 9	642		181	
WATERS, Jo-Anne								
			174	Excluded	177		3	
CUTTS, Anthony								
			246	Excluded	392		80	
RAJAMANI, Raj								
			207	Excluded	228		9	
CARTER, Colin								
			225	Excluded	284		24	
MARTIN, Lee								
			148	Excluded	148		2	
STONE, Phill								
			592	Elected 2	Quota		17	
KLOBUCAR, Peter James								
			300		583			
SIMPSON, Bill								
			547	Elected 3	Quota		25	

WUDINNA DISTRICT COUNCIL

Councillor at Large		7 candidates contesting 7 vacancies						
Ballot Papers				1st				
Formal	Informal	Quota	Preference	Elected / Excluded	Votes at		Count	
			Votes		Election / Exclusion			
Du BOIS, Richard Andrew				Elected Unopposed				
LEA, Candice				Elected Unopposed				
SCHOLZ, Eleanor				Elected Unopposed				
HABERMANN, Liz				Elected Unopposed				
WALLADGE, Craig				Elected Unopposed				
LUSCOMBE, Ned				Elected Unopposed				
SCHOLZ, Naomi				Elected Unopposed				

DISTRICT COUNCIL OF YANKALILLA

Field Ward		5 candidates contesting 4 vacancies						
Ballot Papers				1st				
Formal	Informal	Quota	Preference	Elected / Excluded	Votes at		Count	
801	10	1.2%	161	Votes	Election / Exclusion			
OLSSON, David				217	Elected 1	Quota	1	
O'NEIL, Peter				150	Elected 3	Quota	2	
ZARINS, Leon				129	Elected 4	Quota	4	
ROTHWELL, Simon James				213	Elected 2	Quota	1	
WETHERBY, Victoria Winifred				92		141		

Light Ward		9 candidates contesting 5 vacancies						
Ballot Papers				1st				
Formal	Informal	Quota	Preference	Elected / Excluded	Votes at		Count	
1,244	13	1.0%	208	Votes	Election / Exclusion			
SPILSBURY, Bruce				266	Elected 2	Quota	1	
LEVERINGTON, Eden				49	Excluded	101	17	
VERWEY, Bill				56		174		
TRIGG, Ruth				249	Elected 3	Quota	1	
QUIRKE, Davina				97	Elected 4	Quota	17	
ROWLANDS, Glen				383	Elected 1	Quota	1	
CHRISTIE, Alistair				66	Elected 5	200	29	
GIBBS, Wayne Leslie				43	Excluded	63	9	
MARKS, Stephen				35	Excluded	51	5	

YORKE PENINSULA COUNCIL

Mayoral		3 candidates contesting 1 vacancy						
Ballot Papers				1st				
Formal	Informal	Quota	Preference	Elected / Excluded	Votes at		Count	
4,537	15	0.3%	2,269	Votes	Election / Exclusion			
AGNEW, Ray				1,301	Excluded	1,301	2	
BRAUND, Darren Terry				1,664	Elected 1	2,082	2	
HOYLE, Scott Wayne				1,572		1,885		

Kalkabury Ward		8 candidates contesting 4 vacancies						
Ballot Papers				1st				
Formal	Informal	Quota	Preference	Elected / Excluded	Votes at		Count	
1,481	22	1.5%	297	Votes	Election / Exclusion			
STOCK, Tania				540	Elected 1	Quota	1	
HEADON, Alan John				166		254		
JOHNS, Roger Thomas				147	Elected 3	Quota	6	
TOLLEY, Susan				68	Excluded	98	3	
CARRUTHERS, Richard William				254	Elected 2	Quota	5	
DAVEY, Trevor				114	Excluded	156	11	
LANGFORD, David				117	Elected 4	Quota	15	
MARSCHALL, Ian				75	Excluded	111	5	

YORKE PENINSULA COUNCIL

Gum Flat Ward

4 candidates contesting 3 vacancies

Ballot Papers			Quota	1st Preference		Votes at		Count
Formal	Informal			Votes	Elected / Excluded	Election / Exclusion		
1,408	13	0.9%	353					
COOK, Jeff				324	Elected 3	Quota		3
BITTNER, Naomi				462	Elected 1	Quota		1
O'BRIEN, Leanne				335	Elected 2	Quota		2
CLERKE, Trevor Noel				287		331		

Innes/Penton Vale Ward

8 candidates contesting 4 vacancies

Ballot Papers			Quota	1st Preference		Votes at		Count
Formal	Informal			Votes	Elected / Excluded	Election / Exclusion		
1,604	21	1.3%	321					
RICH, John David				248	Elected 4	Quota		14
BENNETT, Anthony				210	Elected 3	Quota		10
GRAY, Kylie Leanne				127	Excluded	159		10
SEARLE, Rex Eric				105	Excluded	122		5
VOIGT, Gina				163		277		
MEYER, Adam				435	Elected 1	Quota		1
MURDOCK, Kristin				254	Elected 2	Quota		5
SWALES, Jason				62	Excluded	70		3

1. Certification of representation reviews

Section 12 of the LGE Act states that all councils must conduct a periodic review of elector representation and ward structure once in each relevant period as prescribed by the regulations.

The Minister determines a schedule which is published in the South Australian Government Gazette from time to time.

To conduct a review, councils must ensure they comply with all legislative requirements within sections 12, 26 and 33 of the Local Government Act.

The review considers the:

- » Composition of the council.
- » Division of the council into wards or the abolishment of wards.
- » Type of principal member.

Completed reviews must be submitted to the Electoral Commissioner who will issue a certificate of compliance.

During the reporting year, no elector representation reviews were submitted to the Electoral Commissioner for certification. There are no reviews scheduled to commence until June 2020.

2. Supplementary elections and casual vacancies

A supplementary election will not be held if a vacancy occurs on or after 1 January in a periodic election year. In 2018, councils reported ten vacancies which remained vacant until the conduct of the periodic elections in November 2018.

As soon as practicable after the occurrence of a casual vacancy, council must advise the Returning Officer and a supplementary election will be conducted. A supplementary election may be deferred where council has implemented a policy under section 6(2) of the LGE Act.

Additionally, a supplementary election must be held as soon as practicable, to fill any remaining vacancies where insufficient nominations were received for the periodic elections.

During the 2018-19 reporting year two supplementary elections were held to fill three vacancies. This comprised one election to fill a single vacancy where insufficient nominations were received at the periodic elections and an election to fill two vacancies that occurred in early 2019. ECSA conducted both elections in their entirety.

3. Roll maintenance

Each council is provided a monthly file of additions, changes and deletions to the House of Assembly roll and a full roll for the council area to assist with continuous maintenance of the voters roll. At the end of February and August councils provide ECSA with the voters roll for the collection of enrolment statistics for elector representation reviews.

All return to sender material received as the result of supplementary elections is sorted into House of Assembly and council voters roll entitlements for further processing. All House of Assembly information is forwarded to the Australian Electoral Commission for further investigation and action. All council voters roll information is forwarded to council for updating on their systems.

4. Cost recovery

During the reporting year \$11,108.96 (inclusive of GST) was recovered from councils for costs associated with the conduct of supplementary elections.

TABLE 66: Supplementary election activity summary 2018-19 versus 2017-18

		2018-19		2017-18	
		No.	%	No.	%
Councils with supplementary elections		2		10	
Voters Roll					
Electors on Roll					
	House of Assembly	3,781	98.5	38,637	99.3
	Council Supplementary Roll	59	1.5	273	0.7
	Total	3,840		38,910	
Eligible Electors					
Contested Elections					
	Country	0	0	9,374	26.2
	Metro	0	0	26,432	73.8
	State-wide	0	0	35,806	
Uncontested Elections					
	Country	3,840	100	3,104	100
	Metro	0		0	
	State-wide	3,840		3,104	
Nominations					
Candidates Standing					
	Male	2	66.7	13	35.1
	Female	1	33.3	24	64.9
	Total	3		37	
	In contested elections	0	0	35	94.6
	Elected unopposed	3	100	2	5.4
	Total	3		37	
Elections					
Contested					
	Mayoral	0	0	0	0
	Area Councillor	0	0	3	37.5
	Councillor at Large	0	0	0	0
	Ward	0	0	5	62.5
	Total	0		8	
Uncontested					
	Mayoral	0	0	0	
	Area Councillor	2	66.6	1	50.0
	Councillor at Large	0	0	0	

	2018-19		2017-18	
	No.	%	No.	%
Councils with supplementary elections	2		10	
Ward	1	33.3	1	50.0
Total	3		2	
Members elected through supplementary election processes				
Following contested election	0	0	9	81.8
Elected unopposed	3	100	2	18.2
Following appointment by council	0	0	0	0
Total	3		11	
Participation				
Country	0	0	9,374	26.2
Metro	0	0	26,432	73.8
State-wide	0	0	35,806	


* Participation calculated as a % of eligible electors for contested elections

Table 67: Supplementary elections conducted in 2018-19 (chronological order)

Council Name Election Type	Election Date	Ratio of Candidates to Vacancy	Number of Electors			Voter Turnout %
			On Roll	Contested Elections	Returned Ballot Material	
Northern Areas Council						
- Yackamoорundie Ward	4/03/2019	1:1	334	0	n/a	n/a
Kangaroo Island Council						
- Area Councillor	11/06/2019	2:2	3,447	0	n/a	n/a
Total			3,781	0		

Table 68: Candidate alphabetical listing

Candidate Name	Ballot Paper Name	Council Name	Position	Elected
POMERENKE, Ian Robert				Elected unopposed
	<i>POMERENKE, Ian</i>	Northern Areas Council	Councillor – Yackamoорundie Ward	
CHIRGWIN, Rosalie				Elected unopposed
	<i>CHIRGWIN, Rosalie</i>	Kangaroo Island Council	Area Councillor	
TIGGEMANN, Peter				Elected unopposed
	<i>TIGGEMANN, Peter</i>	Kangaroo Island Council	Area Councillor	



Electoral Commission SA

Level 6 / 60 Light Square
Adelaide SA 5000
GPO Box 646, Adelaide SA 5001

Telephone 61 8 7424 7400
Facsimile 61 8 7424 7444
Web ecsa.sa.gov.au