



**REPORT for the South Australian LOCAL GOVERNMENT ELECTIONS MAY 2003**



**STATE ELECTORAL OFFICE**  
*South Australia*

# State Electoral Office

Copies of this document are available from:

State Electoral Office 134 Fullarton Rd  
ROSE PARK  
SA 5067  
(GPO BOX 646, ADELAIDE 5001)

Telephone 61 8 8401 4300  
Facsimile 61 8 8401 4333  
DX Number DX 442, Adelaide  
Internet [www.seo.sa.gov.au](http://www.seo.sa.gov.au)  
ABN 99 891 752 468  
Teletype (TTY) 61 8 8332 9454  
ISBN 0-9750486-1-9

October 2003

# Contents

## **FORWARD by the Electoral Commissioner**

**Tables**

**Charts**

**Advertisements and notices**

**Timetables**

<b>PART 1 Periodic Election Report</b>	<b>Page</b>
<b>1. Executive summary</b>	<b>1</b>
<b>2. Election scene setting</b>	<b>9</b>
2.1 Returning officer responsibilities	9
2.2 Legislation	10
2.3 Council structures	11
2.4 Elector representation	11
2.5 Strategic positioning, election conduct options	15
<b>3. Elections in review</b>	<b>19</b>
3.1 Roll management	19
3.2 Roll close Adelaide City Council and other councils	19
3.3 Materials and equipment	22
3.4 Major partner arrangements	22
3.5 IT – software	24
3.6 Premises	25
3.7 Staffing and HR issues	26
3.8 Information	29
3.9 Candidate participation	31
3.10 Contested/uncontested elections	34
3.11 Voting mechanisms	35
3.12 Result mechanisms	37
3.13 Voting outcomes	38
<b>4. Election investigations</b>	<b>47</b>
4.1 Electoral roll matters	47
4.2 Judicial review	48
4.3 Audit and ballot paper analyses	51
4.4 Survey and stakeholder feedback	57
4.5 Return to sender (RTS) mail	59
4.6 Adelaide City Council	61
4.7 Strategic review	62
<b>5. Financial arrangements and election costs</b>	<b>63</b>
<b>6. Looking forward</b>	<b>65</b>
6.1 Local Government (Elections) Act 1999	65
6.2 Local Government (Elections) Act 1999 Regulations	69
6.3 Local Government Act 1999	69
6.4 Commonwealth Electoral Act 1918	70
6.5 Policy matters	70
<b>7. Council maps</b>	<b>73</b>
7.1 Metropolitan councils	74
7.2 Councils statewide	75
<b>8. Glossary of terms</b>	<b>77</b>
8.1 General glossary of terms	78
8.2 Glossary of proportional representation (PR) terms	80
<b>PART 2 Periodic Election Results</b>	<b>83</b>
<b>PART 3 Local Government Activity Report 2002-2003</b>	<b>141</b>



## **To the Hon Minister for Local Government MP**

*This report provides the context for the conduct of the May 2003 Local Government elections (PART 1), a consolidated record of results (PART 2) and a report on Local Government activities from 2002 to 2003 (PART 3). The report has been written on the understanding that you will be reviewing the elections framework and, whilst I have only slightly touched on matters of a policy nature, I have made some specific suggestions on administrative matters. I would be pleased to work with any review team that you establish and believe that your review is the most appropriate forum to initially consider the issues raised.*

*A continuing driving factor in conducting Local Government elections is my commitment to provide a local Deputy Returning Officer (DRO) for all councils and localised facilities for:*

- lodgement of nominations;*
- reissue of ballot material;*
- in person deposit of completed ballot material; and*
- as a minimum, conducting preliminary scrutiny and count to first preference.*

*It is also important for me to again place on record my sincere appreciation for the support of your Office, the Local Government Association, councils and all electoral officials. Their commitment to fairness continues to be of the highest order. The commitment of Australia Post, e-councils.com and the mailing houses to meeting the required timeframes also deserves special acknowledgement as do the efforts of the Crown Solicitor's Office which always responds with timely quality legal advice.*

**Steve Tully**

***Electoral Commissioner***

**October 2003**

## Tables

<b>Table</b>	<b>Description</b>	<b>Page</b>
1	Summary of eligible voters	4
2	Summary of periodic local government election activity May 2003	8
3	Council structures, comparisons with 2000	11
4	Summary of elector representation arrangements May 2003	12
5	Supplementary election program 2000-03	15
6	Enrolment in country & metropolitan councils	20
7	Summary of council elector numbers	20
8	Electors on the HA & council voters roll May 2003 elections	21
9	Materials/equipment deployed for the elections	22
10	Data entered counts 2000 & 2003	25
11	Councils, country/metropolitan status, area, administrative option chosen & name of deputy returning officer May 2003 elections	27
12	Candidate data 2003	32
13	Current members nominating 2003	33
14	Uncontested elections & supplementary elections required	34
15	Details of ballot packs mailed out & returned	36
16	Manual & computerised counts	37
17	Electors returning ballot packs	39
18	Turnout for each council at contested elections 2000 & 2003	40
19	Candidate summary results	41
20	Elected representative statistics	42
21	Members from previous council re-elected May 2003	43
22	Informality by election type	44
23	Informality % lowest/highest per election type	44
24	% informality in the 23 area/councillor at large elections	44
25	Informality occurrences Statewide by election type	45
26	Complaints received	48
27	Reasons for rejection of declaration envelopes country & metro councils	51
28	Informality analysis (17 elections)	55
29	Donkey/reverse donkey voting analysis (12 elections)	56
30	Survey respondents	57
31	Survey responses	58
32	Councils, country & metro, & RTS mail return rates	59
33	Ballot packs returned to sender by council area	60
34	Comparative election information for the ACC	61
35	Performance criteria 2000 & 2003	62
36	Major expense categories May 2000 & 2003	63

## Charts

<b>Chart</b>	<b>Description</b>	<b>Page</b>
1	Country elector representation May 2003	13
2	Metropolitan elector representation May 2003	14
3	Country, metropolitan & Statewide enrolment	20
4	Declaration envelopes returned daily as % of total returns – country v metro	36
5	Electors on roll, in contested elections, returning ballot packs	39
6	Reasons for rejection of envelopes from further scrutiny – country v metro %	52
7	Informality analysis (17 elections)	55
8	Donkey/reverse donkey voting in relation to vacancies (10 elections)	57
9	% of RTS mail - country, metro & Statewide	61

## Advertisements and notices

	<b>Description</b>	<b>Page</b>
1	Have you received your council ballot paper(s)?	30
2	It's illegal to help someone to vote unless .....	30
3	City of Port Adelaide Enfield Amendment Notice	49
4	City of Campbelltown Public Notice	49
5	Light Regional Council Public Notice	49

# LOCAL GOVERNMENT TIMETABLE

## Periodic elections May 2003

Several public notice dates are listed on days less than the full statutory period permitted as the Government Gazette is published on a Thursday

<b>CLOSE OF ROLL</b> <b>Thursday 13 February 2003</b>	<i>(6 February Adelaide City Council)</i>
<b>Public notice inviting nominations</b> <i>No later than Thursday 6 March 2003</i>	
<b>NOMINATIONS OPEN</b> <b>Thursday 6 March 2003</b>	
<b>CLOSE OF NOMINATIONS</b> <b>12 noon, Thursday 27 March 2003</b>	
<b>Draw for position of names of candidates on ballot papers</b> <i>Immediately after 12 noon, Thursday 27 March 2003</i>	
<b>Public notice of nominations received and notice in writing to candidates</b> <i>No later than Thursday 10 April 2003</i>	
<b>Mail-out of ballot packs to electors</b> <i>Tuesday 22 April to Monday 28 April 2003</i>	
<b>Public notice of place for counting of votes</b> <i>No later than Thursday 1 May 2003</i>	
<b>POLLING DAY – CLOSE OF VOTING</b> <b>12 noon, Monday 12 May 2003</b>	
<b>Provisional declaration</b> <i>Manual Counts - immediately after the completion of each election count</i> <i>Computer Counts - immediately after the count has been completed</i>	
<b>Written advice to candidates notifying the election results</b> <i>Immediately after the conclusion of the elections</i>	
<b>Public notice of election results</b> <i>Within a month after the conclusion of the poll</i>	



# LOCAL GOVERNMENT TIMETABLE

## Legislative provisions for periodic elections

	<i>Local Government (Elections) Act 1999</i>
<b>CLOSE OF ROLL</b>	
<b>Second Thursday in February</b>	<i>[s 15 (7)]</i>
<i>[1st Thursday in February for City of Adelaide - City of Adelaide Act 1998 Schedule 1 c6(2)(a)]</i>	
<b>Public notice inviting nominations</b>	
No later than the first Thursday in March	<i>[s 18 (a)]</i>
<b>NOMINATIONS OPEN</b>	
<b>No earlier than 21 days before the day nominations close</b>	<i>[s 19 (4)]</i>
<b>NOMINATIONS CLOSE</b>	
<b>12 noon, the last Thursday in March</b>	<i>[s 23 (a)]</i>
<b>Draw for position of names of candidates on ballot papers</b>	
Immediately after close of nominations	<i>[s 29 (2)(3)]</i>
<b>Public notice of nominations received and notice in writing to candidates</b>	
Within 14 days of close of nominations	<i>[s 26 (1)(2)]</i>
<b>Mail-out of ballot packs to electors</b>	
As soon as practicable after 21 days and not later than 14 days before polling day	<i>[s 39 (1)]</i>
<b>Public notice of place for counting of votes</b>	
No later than 7 days before polling day	<i>[s 30 (2)]</i>
<b>POLLING DAY – CLOSE OF VOTING</b>	
<b>12 noon, the first business day after the second Saturday in May</b>	<i>[s 5]</i>
<b>Provisional declaration</b>	
Immediately after the count is completed	<i>[s 48 (1)(c)]</i>
<b>Written advice to candidates notifying election results</b>	
Immediately after the conclusion of the election	<i>[s 50 (3)(a)]</i>
<b>Public notice of election results</b>	
Within one month of the conclusion of the election	<i>[s 50 (3)(b)]</i>



# **PART 1**

## **Periodic Election Report**



# May 2003 Local Government Elections Report



## 1. Executive Summary

- 
- ◆ all elections were conducted by post;
  - ◆ voting was optional preferential with electors required to number preferences up to at least the number of vacancies to be filled;
  - ◆ the vote counting system was proportional representation (PR);
  - ◆ 1201 candidates nominated;
  - ◆ 5 of the 67 councils had no elections;
  - ◆ 183 out of a possible 258 elections were contested;
  - ◆ a Central Processing Centre (CPC) was established to accommodate an election enquiry service, process returned ballot packs from 23 councils and undertake a computerised scrutiny of a number of counts;
  - ◆ all counts to first preferences were conducted in the council area plus 128 manual PR distributions;
  - ◆ 55 (approximately  $\frac{1}{3}$ ) of the counts and 2 recounts were data entered;
  - ◆ 90% of mayoral counts were completed manually Monday 12 May 2003; all other counts, including recounts, were finalised by Friday 16 May 2003;
  - ◆ turnout was 32.7%;
  - ◆ overall informality was 1.9%;
  - ◆ 6 elections were subsequently required due to positions remaining unfilled.
- 

The *City of Adelaide Act 1998 Schedule 1 (CAA)*, the *Local Government Act 1999*, the *Local Government (Elections) Act 1999 (LGEA)* and the accompanying Regulations give statutory responsibilities for delivery of electoral services to the State Electoral Commissioner, the Chief Executive Officer of the State Electoral Office (SEO).

Chief amongst these is the requirement to act as returning officer for all council elections and council initiated polls in South Australia (LGEA ss9, 10) including Adelaide City Council (ACC) elections. Where the City of Adelaide Act is silent, electoral arrangements under the Local Government (Elections) Act prevail. The Adelaide City Council elections are singular in that the voting entitlement restricts an elector from voting in more than one capacity.

The election timetable for the 2003 elections:

---

Roll closure	Thursday 13 February ( <i>Adelaide City Council 6 February</i> )
Nomination period	Thursday 6 March to Thursday 27 March
Mail-out of ballot packs	Tuesday 22 April to Monday 28 April
Poll close	Monday 12 May at noon
Latest date for public notice of election results	Within one month after the conclusion of the election

---

Most notable trends from an electoral perspective during the elections were:

- continued questioning over property and business entitlement complexities;
- increased dissatisfaction with timetabling issues;
- an increased expectation for the electoral administration to provide information more quickly, process materials faster and respond more quickly to candidate problems;
- an expectation for perfection in the electoral processes.

Positives arising included:

- only five incorrect ward enrolments across the State;
- no allegations of deliberate fraud;
- efforts to immediately rectify problems reduced the potential for later adverse critique of operations;
- the underlying integrity and transparency of processes was upheld.

The report is in three parts:

- PART 1 – an overview of the issues surrounding the periodic election timetable and election conduct;
- PART 2 – voting information for each periodic election;
- PART 3 – an additional report on local government activities 2002-03.

## 1.1 ELECTION SCENE SETTING

1.1.1 Local government electoral legislation remained almost wholly unchanged following the 1999 rewrite. It had been indicated that two periodic elections would be held under the new legislation before a reassessment of the fundamental criteria governing elections in this sphere such as voluntary voting, postal voting and the proportional vote counting system.

1.1.2 At the commencement of the local government election period, there were 68 councils including Roxby Downs; the latter as yet has no elected representatives. Public and other notices for roll closure and nomination period dates were placed for 67 councils, 18 in the metropolitan area, 49 in the country.

Between 2000 and 2003, one recommendation was made by the Boundary Adjustment Facilitation Panel to alter external council boundaries – between the City of Victor Harbor and Alexandrina Council, gazetted 26 September 2002.

1.1.3 The Electoral Commissioner must determine the adequacy of a council's review of its composition or ward structure which all local government authorities are required to undertake at least once in every six year period.

Councils choosing to retain or introduce wards are also required to ensure that each elected member represents the same number of electors, subject to a permissible variation of plus or minus 10% from the ward quota.

Nine reviews were certified in 2001-02, 41 in 2002-03. One mayoral position was created, three councils abolished area councillor positions and seven councils moved to a councillor at large structure from a ward structure.

- 1.1.4 Elector representation arrangements ranged from 105 electors per representative to 6412 – average 1758 (excluding mayoral and area councillor positions).
- 1.1.5 Planning for elections commenced in mid 2002. Program responsibilities were allocated for 59 projects including the major areas of appointment of deputy returning officers (DROs), roll management, organising training conferences and manuals, information, materials and ballot pack preparation, mail-out, return processing and scrutiny and count procedures.
- 1.1.6 Administrative arrangements – four options for election conduct were implemented under a well-defined delegation framework.
- 1.1.7 The SEO liaised with the Local Government Association (LGA) at all stages of the election process particularly:
  - the insertion in candidate packs of information on the role of local government representatives;
  - roll, website and results information.

The Office of Local Government (OLG) was kept informed of election progress.

- 1.1.8 Major initiatives included:
  - code of conduct for and appointment of all electoral officers – pre-poll, scrutiny and count;
  - development of:
    - a new administrative option for election conduct;
    - protocols for handling complaints and the media;
    - official election returns for certification by deputy returning officers at the conclusion of the elections;
  - SEO coordination of:
    - more centralised processes for council artwork and materials procurement;
    - the printing of ballot papers for all SEO, jointly managed and Australian Electoral Commission (AEC) conducted elections at the one printer;
    - the placement of all 'statutory' notices for SEO, jointly managed and AEC conducted elections and the electronic transfer of candidate information to the advertising agency;
    - a data entry centre for counts finalised using computer count software;
  - packaging improvements and more comprehensive kit contents;
  - use of different coloured ballot paper to improve identification of ballot papers for separate ward counts;
  - wider dissemination of SEO training materials to all councils;
  - a new brochure on the requirements for profiles and photographs;
  - use of Crimestoppers to publicise the criminal nature of the removal of ballot pack material from household mailboxes and other illegal practices;
  - trialling of software to record and check count data in manual counts;
  - post-election analyses and audit of ballot materials;
  - approach to external stakeholders for feedback on processes and procedures.

## 1.2 ELECTIONS IN REVIEW

- 1.2.1 Roll management issues still causing concern include elector details on the council voters roll, the timeliness of roll merging activities and duplicated elector entries. Rigorous efforts to eliminate duplicates prior to mail-out avoided many of the culling issues arising in 2000.

However at these elections there were only five addresses in the wrong ward which were immediately corrected. This is considered highly satisfactory from a roll integrity point of view.

- 1.2.2 Roll close for Adelaide City Council occurred 6 February 2003 and on 13 February 2003 for the remaining 66 councils. A total of 1 228 958 electors were eligible to vote.

**TABLE 1 SUMMARY OF ELIGIBLE VOTERS**

	Total 2000	2003			Difference %
		Country	Metro	TOTAL	
House of Assembly (HA) roll	1017135	285598	748171	<b>1033769</b>	+1.6
Council supplementary roll	199590	66801	128388	<b>195189</b>	-2.2
<b>TOTAL</b>	<b>1216725</b>	<b>352399</b>	<b>876559</b>	<b>1228958</b>	+1.0

Adelaide City Council electors (19 740) could only exercise one entitlement to vote. Other council electors could exercise any entitlements including multiple entitlements in the same election.

- 1.2.3 Materials and equipment were organised centrally and sent out to the various councils at three points during the election period:
- a nominations package in February;
  - ballot materials in early April;
  - a scrutiny and count kit at the end of April.

More than 6 million stationery items were printed in addition to approximately 1.9 million ballot papers and 1.2 million profiles. Feedback on quality and timeliness was positive.

- 1.2.4 Major partners for ballot paper, profile and envelope printing, ballot pack insertion and mail distribution were approached in 2002. SEO specifications were clearly spelt out and progress meetings held to ensure timelines were met and quality controls were enforced. Performance objectives were achieved.
- 1.2.5 The SEO utilised nine software applications with interrelated functionality for capturing and processing local government information, providing databases for roll products, nomination capture, elector enquiries, ballot paper production, returned ballot material processing and results coordination.
- 1.2.6 Council premises were used as the principal place for nomination lodgement, in person reissues and scrutiny and count processes. Preliminary returned ballot material processing was undertaken:
- at council locations by councils running their own elections;
  - at AEC divisional offices for council elections managed by that organisation;
  - at a central processing centre at Marden for 23 councils managed by the SEO.
- 1.2.7 Deputy returning officers were either nominated by council, subject to Electoral Commissioner approval, or appointed by the Commissioner. Feedback from



candidates and electors suggests that no council chief executive officer should be a DRO because of the perceived potential for conflict of interest.

Council liaison officers were appointed as the interface between councils, electors and the DRO for SEO and AEC managed elections. They were issued with guidelines for staffing numbers and empowered to appoint locally for scrutiny and count purposes. Central staffing needs were met by a government approved provider or employees were appointed on the basis of previous meritorious experience.

Training for all DROs commenced early February and ended with count training in late April/early May. Training for local staff was provided by the DRO.

The SEO will further examine training options for all support staff.

1.2.8 Election information for electors comprised:

- insertion of statutory notices in the *SA Government Gazette*, local and statewide press;
- a revised instruction sheet in the ballot pack;
- a 1300 number enquiry service to keep the community informed of election matters;
- links from the SEO website [www.seo.sa.gov.au](http://www.seo.sa.gov.au) (that had a graphic explanation of the vote counting system) to the LGA website where nomination and results data were posted as soon as they became available;
- an updated information series including a booklet on proportional representation provided to all candidates.

Councils were responsible for providing local election information and promoting turnout.

1.2.9 Candidate participation – 1201 candidates nominated for the elections, 39 more than in 2000.

- 888 male (73.9%) and 313 female (26.1%);
- 636 candidates (53%) were wanting to continue their work on council and comprised 83% of previous council representatives.

1.2.10 Possible elections 258. 183 were contested, 69 uncontested with 6 supplementary elections required to fill the remaining vacancies.

1.2.11 All voting was by post with ballot packs issued between 22 April and 28 April 2003.

1.2.12 Results were relayed by fax to the SEO. 90% of mayorals were received on poll close day, all results were in by Thursday 15 May, recounts completed 16 May 2003. Results were posted on the LGA website commencing late Monday 12 May. Final results were printed in *The Advertiser*.

In two instances (Barossa and Whyalla), adjustments were made to initial result data as a consequence of a further check of result outputs. These were within the 48 hour period allowed for the returning officer or unsuccessful candidates to assess count results. In one election, a failure to fully comply with legislative requirements regarding the last candidate in the count should there be a tie on the last 2 counts was not picked up until 3 hours after the 48 hour deadline had passed. This led to a Court of Disputed Returns decision 23 July 2003 to reverse the initial count result. The office recommends an extension to the period allowed for review of election results.

**See PART 2 of this report for election results.**

### 1.2.13 Data on returns versus mail-out is as follows:

Ballot packs	No.	% of mail-out	% of returns
Mailed-out	1117232	100.0	-
Returned accepted	350890	31.4	96.1
Returned rejected	14126	1.3	3.9
<b>TOTAL RETURNS</b>	<b>365016</b>	<b>32.7</b>	<b>100.0</b>

### 1.2.14 Voting outcomes - overall turnout was 32.7%, 7.4% lower than in 2000.

Provisional declarations took place as soon as practicable at council locations once a count result had been obtained. Following the elections, letters were sent to council CEOs officially advising of the results of elections. Representatives were welcomed to their positions at the first meetings of council following the election, some of which took place as early as the Thursday of election week, a timeframe that imposes an additional burden on the electoral administration.

## 1.3 ELECTION INVESTIGATIONS

### 1.3.1 Multiple voting

Some 150 electors for the Adelaide City Council who exercised more than one entitlement to vote were written to, advised of the situation and informed that while no action would be taken this time, further occurrences could be the subject of prosecution action.

### 1.3.2 Judicial review

A total of 126 complaints were handled, most completed by the reporting date. Three matters were referred by candidates to the Court of Disputed Returns with the Electoral Commissioner being the respondent to one. One matter was subsequently withdrawn.

### 1.3.3 Audit and ballot paper analyses

The seven councils that elected to conduct the scrutiny and count themselves but assign other election duties to the SEO signalled their positive reaction to the election option.

Rejected envelopes accounted for 3.9% of returned envelopes. Nearly 75% were rejected because of signature problems and another 15% had ballot papers returned either without a declaration envelope or with the ballot papers outside the envelope. The incidence of informality and donkey voting were examined in a number of council elections.

### 1.3.4 Feedback from surveys

For the first time, the office sought its own feedback from more than 2000 respondents on the conduct of the local government elections. Over 85% of respondents recorded an above average satisfaction rating with the materials and information provided by the office.

### 1.3.5 Return to sender (RTS) mail

2.1% of the ballot packs mailed out were returned by Australia Post, not unduly high considering the length of time between roll closure and the mail-out of the ballot packs. The RTS mail for House of Assembly electors was returned to the office, sorted by federal division and forwarded to the electoral registrars for roll investigation and clarification as part of the continuous roll update program (CRU).

### 1.3.6 Adelaide City Council

The capital city election arrangements were accommodated by separate print runs of voting instructions, candidate handbooks and a booklet of candidate profiles. Turnout increased by 1%. Concerns were voiced over entitlement issues.

### 1.3.7 Strategic review

Corporate strategies for election conduct, information for participation and performance were implemented and have been assessed:

- integrity of the combined voters roll was improved and timeliness objectives were achieved;
- election information was disseminated and voting system information maintained;
- positive feedback was obtained from surveys;
- training programs and materials were enhanced and processes were engineered to increase efficiencies.

Instances where procedures require remedial action have been noted and will be addressed. Planning for the next periodic elections as part of a strategic program will coordinate proximate State and local government elections. Councils and partners will be asked to review their capacity to contribute to delegated tasks and the demands of participation.

## 1.4 ELECTION COSTS

Councils were charged for costs and expenses incurred by the office on the basis of cost recovery. Costs for all councils were in the order of \$2.913 million compared to \$2.682 million for the May 2000 elections, a 0.3% increase when GST is excluded.

The office will need to receive further regular progressive payments following the introduction of a more rigorous cash alignment policy.

## 1.5 LOOKING FORWARD

A number of considerations are explored including Local Government (Elections) Act recommendations:

- reassessment of timeframes for local government elections and boundary reviews;
- alignment of roll closure dates for the Adelaide City Council and other councils;
- amendment to the election timeframe to shorten the nomination period and extend the mail-out preparation period;
- changes to provisions for the close of elections and recount period timeframes.

**TABLE 2 SUMMARY OF PERIODIC LOCAL GOVERNMENT ELECTION ACTIVITY MAY 2003**

		2000 *		2003		Difference	% change
		No.	%	No.	%		
<b>COUNCILS</b>		<b>67</b>		<b>67</b>		-	-
<b>VOTERS ROLL<sup>^</sup></b>							
<b>Electors on roll</b>	HA	1017135	83.6	1033769	84.1	16634	1.6
	Council supplementary	199590	16.4	195189	15.9	-4401	-2.2
	<b>Total</b>	<b>1216725</b>		<b>1228958</b>		12233	1.0
<b>ELIGIBLE ELECTORS</b>							
<b>Contested elections</b>	`Country	301040	24.7	317690	25.8	16650	5.5
	Metro	838060	68.9	799542	65.1	-38518	-4.6
	<b>Statewide</b>	<b>1139100</b>	<b>93.6</b>	<b>1117232</b>	<b>90.9</b>	-21868	-1.9
<b>Non-contested elections</b>	`Country	46018	3.8	34709	2.8	-11309	-24.6
	Metro	31607	2.6	77017	6.3	45410	143.7
	<b>Statewide</b>	<b>77625</b>	<b>6.4</b>	<b>111726</b>	<b>9.1</b>	<b>34101</b>	<b>43.9</b>
<b>Total eligible electors</b>		<b>1216725</b>		<b>1228958</b>		12233	1.0
<b>NOMINATIONS</b>							
<b>Candidates standing</b>	Male	874	75.2	888	73.9	14	1.6
	Female	288	24.8	313	26.1	25	8.7
	<b>Total</b>	<b>1162</b>		<b>1201</b>		39	3.4
	In contested elections	936	80.6	1024	85.3	88	9.4
	Elected unopposed	226	19.4	177	14.7	-49	-21.7
<b>Ratio of candidates to positions</b>		1.5		1.6		0.1	6.7
<b>Current council members renominating</b>		N/A		636	~53.0		-
<b>Mayoral nominations</b>							
	Candidates in contested elections	74	79.5	83	83.8	9	12.2
	Candidates in uncontested elections	19	20.5	16	16.2	-3	-15.8
	<b>TOTAL nominating</b>	<b>93</b>		<b>99</b>		<b>6</b>	<b>6.5</b>
<b>ELECTIONS</b>							
<b>Contested</b>	Mayoral	28		32		4	14.3
	Area councillor	3		1		-2	-66.7
	Councillor at large	15		22		7	46.7
	Ward	146		128		-18	-12.3
	<b>Total</b>	<b>192</b>	<b>65.3</b>	<b>183</b>	<b>70.9</b>	<b>-9</b>	<b>-4.7</b>
<b>Uncontested</b>		97	33.0	69	26.7	-28	-28.9
<b>Supplementary elections required#</b>		5	1.7	6	2.3	1	20.0
<b>Total possible elections</b>		<b>294</b>		<b>258</b>		<b>-36</b>	<b>-12.2</b>
<b>MEMBERS ELECTED</b>							
	Following contested election	535	69.8	568	75.6	33	6.2
	Elected unopposed	226	29.5	177	23.6	-49	-21.7
	<i>Female members elected</i>	208	27.3	198	26.6	-10	-4.8
	Supplementary election required	5	0.7	6	0.8	1	20.0
<b>Total positions available</b>		<b>766</b>		<b>751</b>		<b>-15</b>	<b>-2.0</b>
<b>Council members re-elected*</b>		<b>N/A</b>		<b>510</b>	<b>80.2</b>		
<b>Mayoral positions</b>	Contested	28	60.0	32	66.7	4	14.3
	Uncontested	19	40.0	16	33.3	-3	-15.8
	<b>Total</b>	<b>47</b>		<b>48</b>		<b>1</b>	<b>2.1</b>
<b>TURNOUT</b>							
	`Country	148451	49.3	138202	43.5	-10249	-6.9
	Metro	308398	36.8	226814	28.4	-81584	-26.5
	<b>Statewide</b>	<b>456849</b>	<b>40.1</b>	<b>365016</b>	<b>32.7</b>	<b>-91833</b>	<b>-20.1</b>

` as per LGA Constitution

<sup>^</sup> excludes 6531 electors - out of council (4526) and Roxby Downs (2005)

~ 636 of the 1201 candidates (53.0%) were members of the previous council; the 636 comprised 83% of members from 766 positions prior to the 2003 elections

# 2003 - Coorong (2), Karoonda East Murray (1), Light Regional (2), Southern Mallee (1);

2000 - Alexandrina, Clare & Gilbert Valleys, Cleve, Elliston, Le Hunte

\* 80.2% of members of previous council contesting a position at the 2003 elections were elected

N/A Not available



## 2. Election Scene Setting

The South Australian *Constitution Act 1934* s64(a) guarantees the continuance of a system of local government in the State and the State Parliament determines the powers of the governing bodies.

Under the Local Government (Elections) Act and Regulations under the Act, the Electoral Commissioner is the returning officer for all council elections and council initiated polls in South Australia (LGEA ss 9, 10).

The Electoral Commissioner is also the prescribed returning officer for Adelaide City Council elections under the provisions of the City of Adelaide Act Schedule 1. Where that Act is silent, electoral arrangements under the Local Government (Elections) Act and the accompanying Regulations prevail.

The 1998 and 1999 legislation provided for:

- postal voting, except outside the metropolitan area where requested by council and approved by the returning officer;
- the vote counting system to be proportional representation;
- bodies corporate/groups of persons no longer having to nominate before roll closure a person to exercise their vote;
- the intention to abolish 'alderman' positions (to become 'area' councillors where the council had a ward structure)\*;
- disclosure provisions for candidate campaign donations;
- removal of the provision for mayoral candidates to have previously served on council;
- a voting entitlement for Adelaide City Council elections that restricts an elector from voting in more than one capacity.

\*2003 - only four remain in Campbelltown.

### 2.1 RETURNING OFFICER RESPONSIBILITIES

The returning officer:

- is responsible for the management of local government elections and polls;
- is not subject to the directives of the chief executive officer (CEO), council staff or council members in regard to the administration of an election or poll, or matters pertaining to the election or poll;
- is impartial and accountable to council (and ultimately answerable to a Court of Disputed Returns) for any errors, oversight or breach of the election provisions;
- may appoint electoral officers to assist in election conduct, some of whom may be council staff who are directly responsible to the returning officer;
- may delegate certain electoral responsibilities to deputy returning officers or electoral officers;
- provides information on election procedures and general matters including:
  - the organisation and conduct of the election;
  - the method of voting and vote counting;
  - the election requirements;
  - the preparation of candidate profiles which must be forwarded to electors with ballot papers.

The returning officer **will not**:

- provide any advice to candidates that could be regarded as legally binding;
- view, check or comment on electioneering material.

*Candidates must seek their own formal legal advice on any matters of contention and should ensure that material is in compliance with the Local Government (Elections) Act and any Commonwealth and State laws, and is therefore capable of sustaining any legal challenge.*

**Councils retain responsibility for:**

- **providing information, education and publicity to promote participation in the electoral process;**
- **informing potential voters about candidates standing for election;**
- **advising the local community about election/poll outcomes [LGEA s12 (b)].**

**The council CEO is responsible for:**

- **maintaining and certifying the council's voters roll [LGEA s15(16)] and administering the candidate donations returns [LGEA s80 (1)].**

## 2.2 LEGISLATION

Matters raised for consideration by Ministerial Review following the May 2000 elections went largely unaddressed<sup>1</sup>. Many are revisited as recommendations in this report (see *Section 6*).

The following legislative/regulatory amendments for electoral provisions were adopted:

- the *Local Government (Access to Meetings and Documents) Amendment Act 2002* included a new s54 (2a) in the Local Government Act, allowing a sitting councillor, unsuccessfully contesting a supplementary election for a different office on council, to retain their former position if the vacancy occurs within five months of a polling day for a general election. Previously they would have lost office at the conclusion of that election.
- amended regulations under the City of Adelaide Act 1998 and the Local Government (Elections) Act 1999 were *Gazetted* 23 May 2002. The modifications:
  - removed the necessity to provide 'black and white' format photographs to support candidate profiles;
  - allowed a single and simplified declaration on the ballot paper envelope to be signed by an elector voting on his/her own behalf or on behalf of a body corporate or group.

---

<sup>1</sup> Local Government Elections May 2000 *Election Report* State Electoral Office South Australia p5

## 2.3 COUNCIL STRUCTURES

A summary of council structures is provided in Table 3. Council numbers remained the same as in 2000. Mayoral positions increased by one due to a reduction of chairpersons selected within council. The number of councils with:

- area councillors decreased from four to one;
- a no ward structure increased from 20 to 27;
- a ward structure decreased from 47 to 40.

**TABLE 3 COUNCIL STRUCTURES, COMPARISONS WITH 2000**

	2000		2003		Difference	% change
	No.	%	No.	%		
<b>COUNCILS</b>	67		67			
<b>Councils with:</b>						
Mayors	47		48		1	2.1
Chairpersons*	20		19		-1	-5.0
Area councillors	4		1		-3	-75.0
Councillors at large	20		27		7	35.0
Wards	47		40		-7	-14.9
<b>CONTESTABLE ELECTIONS</b>						
Mayoral	47	16.0	48	18.6	1	2.1
Area councillor	4	1.4	1	0.4	-3	-75.0
Councillor at large	20	6.8	27	10.5	7	35.0
Ward	223	75.9	182	70.5	-41	-18.4
<b>Total Contestable</b>	<b>294</b>		<b>258</b>		<b>-36</b>	<b>-12.2</b>
<b>REPRESENTATIVE POSITIONS</b>						
<b>Elected</b>						
Mayoral	47	6.1	48	6.4	1	2.1
Area councillors	13	1.7	4	0.5	-9	-69.2
Councillors at large	179	23.4	243	32.4	64	35.8
Ward Councillors	527	68.8	456	60.7	-71	-13.5
<b>Total Elected</b>	<b>766</b>		<b>751</b>		<b>-15</b>	<b>-2.0</b>

\*Selected within council

## 2.4 ELECTOR REPRESENTATION

The Electoral Commissioner must determine the adequacy of a council's review of its composition or ward structure which all local government authorities are required to undertake at least once in every six year period (LGA ss12, 33).

The Electoral Commissioner certifies the:

- provision of adequate notice and timeframe for the review;
- consideration given to:
  - the reflection of community interest in proposed areas or wards;
  - the population and topography of each area or ward;
  - representations from interested persons, resource and service use;
  - the feasibility of communication between electors and their elected representatives;
  - the nature of substantial demographic changes that may occur in the foreseeable future;
  - adequate and fair representation.

Councils choosing to retain or introduce wards are also required to ensure that each elected member represents the same number of electors, subject to a permissible variation of plus or minus 10% from the ward quota.

During the three years since the last elections, the Electoral Commissioner certified 50 representation reviews. 41 (82%) were examined in the 5½ months leading up to the statutory deadline of 12 December 2002 (*cf* 30 in the months prior to 2 December 1999). The submission of many reviews for certification in a short timeframe prior to the final date for publishing in the *Gazette* is a cause of concern on workload grounds, the impact on the election planning processes and the ability to capture and implement changes prior to roll closure.

Country and metropolitan representation arrangements for the May 2003 elections are summarised in Table 4 and detailed in Charts 1 and 2.

Major changes included:

1 mayoral position created	DC Grant
3 councils abolished area councillor positions	Cities of Mount Gambier, Prospect and Whyalla
7 councils abolished wards to create a councillor at large structure	DC Barunga West, Clare and Gilbert Valleys Council, DC Elliston, Naracoorte & Lucindale Council; City of Port Augusta, City of Port Lincoln; City of Whyalla.

**TABLE 4 SUMMARY OF ELECTOR REPRESENTATION ARRANGEMENTS MAY 2003**

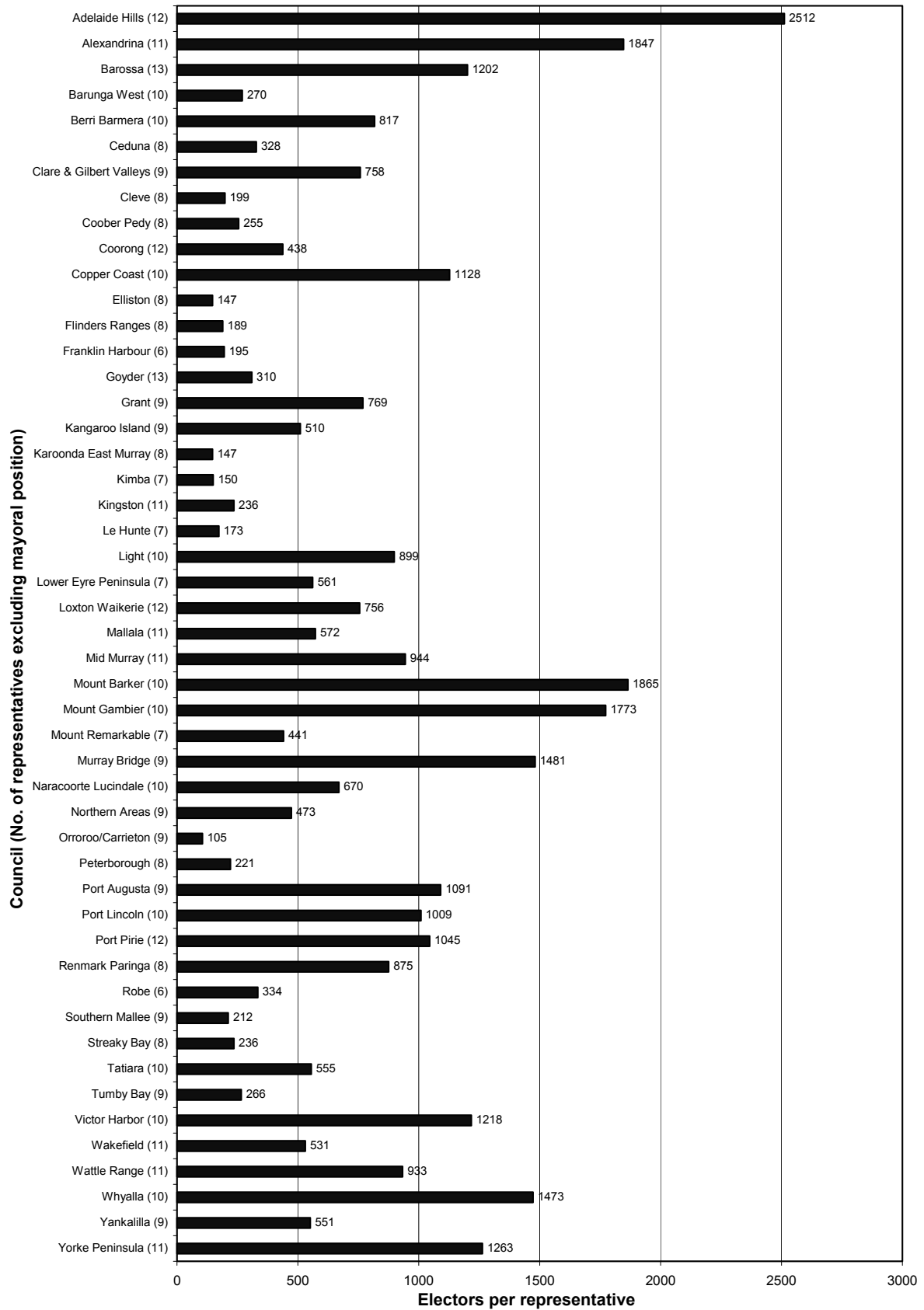
No. electors per representative	Country	Metro	Statewide	<i>cf</i> 2000
Lowest	105	664	<b>105</b>	113
Highest	2512	6412	<b>6412</b>	6465
Average	761	3714	<b>1758</b>	1723
<b>TOTAL REPRESENTATIVES</b>	463	236	<b>*699</b>	<b>#706</b>

\* Excludes 48 mayoral positions and 4 area councillors (Campbelltown)

# Excludes 47 mayoral positions and 13 area councillors (Campbelltown 4, Mt Gambier 3, Prospect 3, Whyalla 3).

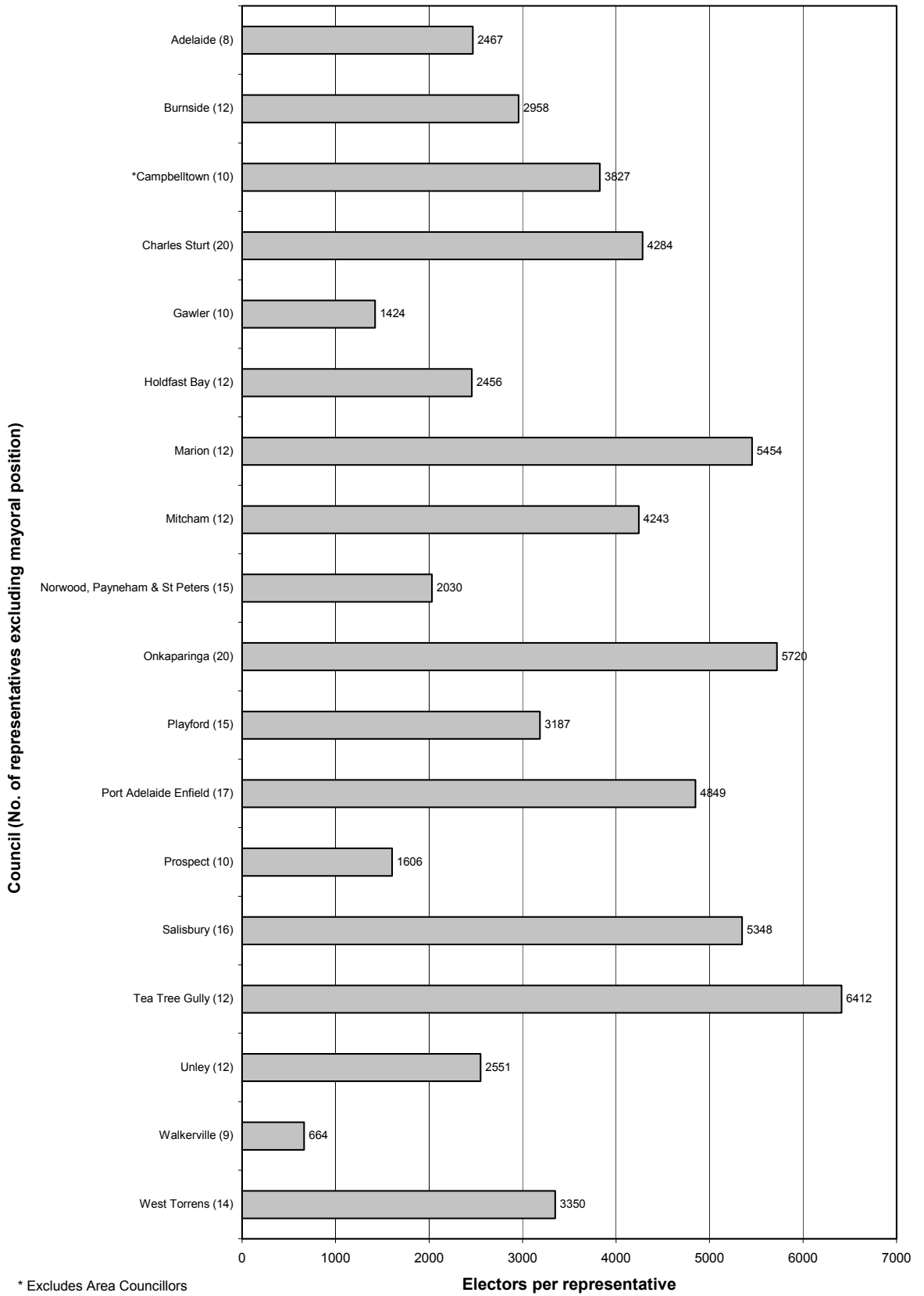


**CHART 1 COUNTRY ELECTOR REPRESENTATION MAY 2003**



**CHART 2**

**METROPOLITAN ELECTOR REPRESENTATION MAY 2003**



## 2.5 STRATEGIC POSITIONING, ELECTION CONDUCT OPTIONS

### 2.5.1 Planning and preparation

The May 2000 elections were the first local government and postal ballot elections to be conducted on a Statewide basis by the office. Processes and procedures put in place at that time laid a solid foundation for a progressive election management framework. A modified program was put in place for the supplementary election program 2000-03.

**TABLE 5 SUPPLEMENTARY ELECTION PROGRAM 2000-03**

	Supplementary Election Program 2000-03			Total
	2000-01	2001-02	2002-03	
<b>Elections notified</b>				
Mayor	0	0	1	1
Area Councillor	7	2	5	14
Ward Councillor	10	23	8	41
<b>TOTAL</b>	<b>17</b>	<b>25</b>	<b>14</b>	<b>56</b>
Elections contested	12	20	8	40
Elections uncontested	5	5	6	16
No. candidates	57	74	36	167
Ballot packs mailed-out	73964	101635	39568	215167
Ballot packs returned for scrutiny	26408	32308	17682	76398
Overall turnout %	35.7	31.8	44.7	35.5
Councillor appointed*	-	-	1	1
Vacancies unfilled due to policy∇	-	3	1	4
Vacancies unfilled due to timing#	-	-	5	5

\* Councillor appointed due to no nominations being received for the vacancy (LGEA s8): Southern Mallee District Council - Scales Ward.

∇ District Councils of Ceduna, Kimba and Lower Eyre Peninsula; City of Victor Harbor;.

# Vacancies occurred within five months of the 2003 general election (LGEA s6): City of Victor Harbor, City of Tea Tree Gully, City of Salisbury, City of Mount Gambier, DC Loxton Waikerie.

For more detailed explanation see Part 3, Section 3.

A new administrative arrangement for election conduct was successfully trialled for some supplementary elections for the first time in 2000-01. SEO prepared and placed statutory notices, prepared, printed and mailed-out ballot material for electors while council nominated DROs undertook all other election functions.

For the May 2003 elections, major objectives were to build on the management framework set up for the first elections and maximise the skills base acquired through parliamentary election conduct and local government election involvement. The timetable for the elections was determined and program planning commenced in July 2002.

The triennial periodic elections are managed, as are State parliamentary elections, by allocating responsibility for various aspects of election conduct to individual electoral officers. Major responsibilities included:

- *staffing* - the appointment of deputy returning officers with a delegated authority, staffing arrangements;
- *training* – training activities and documentation;
- *roll management* – House of Assembly and council voters roll merge issues;
- *equipment and materials* – production, printing, procurement and distribution arrangements for election materials and products;
- *nominations* – lodgement, candidate photo and profile arrangements;
- *ballot pack despatch and return* – contractual arrangements for the timely assembly, despatch, return and processing of ballot material;
- *complaint handling*;
- *count and result processing*;
- *an elector enquiry service*.

In order to enhance process controls, additional project areas were defined. 59 separate election responsibilities were allocated. Intensive planning sessions were held at frequent intervals to maintain progress.

The office also instituted processes to obtain feedback from SEO and election staff, major suppliers, council staff, electors and candidates and assess its election management practices following the elections. Legal liability and operational risks were identified as part of the risk management process.

#### 2.5.2 Administrative arrangements

The chief executive officer of each council was asked to indicate if council wished to nominate their own deputy returning officer to conduct the election in its entirety or have the Electoral Commissioner make an appointment on their behalf. 52 councils (78%) chose the latter option, seven of these country councils choosing the new administrative option. 15 councils nominated their own deputy returning officer and these nominations were accepted by the returning officer.

The Australian Electoral Commission, the SEO's federal counterpart, was approached late 2002 to explore their willingness to again permit their staff to act as deputy returning officers. After careful negotiations with councils and assessment of the 'joint' administrative option, the following management approach was devised:

Election conduct options		No. councils managed under each option
SEO	SEO conducted the election in its entirety.	25
CNCL	Council conducted the election in its entirety under delegation to the local deputy returning officer.	15
AEC	Australian Electoral Commission conducted the election in its entirety.	20
SEO/CNCL	SEO prepared and placed statutory notices; prepared, printed and mailed-out ballot material to electors; prepared letters for candidates; council undertook all other election functions.	7

### 2.5.3 Initiatives and innovations

A number of new strategies were adopted to improve election operations.

#### **Objective One – Election Conduct**

- development and implementation of:
  - protocols for handling complaints and the media (*see the next page*);
  - a new administrative option and for councils to select their preferred mode of periodic election conduct;
  - a check of all ballot papers and profiles to ensure a uniform Statewide standard;
  - a new procedure for reconciling ballot papers to ensure the removal of all ballot papers from envelopes;
- enhancement of materials to provide:
  - pre-packed nomination kits;
  - box and name cards for the ballot paper draw;
  - laminated sheets containing formality guidelines;
  - various scrutiny and preference distribution cards;
  - the notice regarding candidate briefing sessions in hard copy or on disk;
- SEO coordination of:
  - more centralised processes for council reply paid artwork and materials procurement;
  - the printing of ballot papers for all SEO and AEC conducted elections at the one print house;
  - the placement of all 'statutory' notices for SEO and AEC conducted elections and the electronic transfer of candidate information to the advertising agency;
- use of different coloured ballot paper to improve identification of ballot material for separate ward counts;
- post election analyses and audit of ballot materials;
- return of all ballot material from all councils, including House of Assembly RTS mail for collation prior to roll follow up by registrars.

#### **Objective Two – Education/Information for Participation**

- wider dissemination of SEO training materials to all councils;
- the following booklets were provided to ALL councils:
  - 'Guide for Electoral Officers';
  - 'Guidelines for Prospective Candidates' Briefing';
  - 'Scrutiny and Count Procedures'.
- a six page easy guide on profile and photograph requirements was written for candidates;
- the LGA booklet 'So you want to be on Council' was included in the nomination kit and sent to all councils with the first materials kit;
- use of 'Crimestoppers' to publicise the criminal nature of the removal of ballot pack material from household mailboxes.

#### **Objective Three – Performance**

- a large number of SEO and AEC managed counts were finalised by data entry to expedite count processes;
- software was trialled to record and check count data in manual counts;
- deputy returning officers were required to officially certify their election returns at the conclusion of the elections;
- external stakeholders were approached for feedback on processes and procedures;
- all electoral officers were asked to sign a code of conduct prior to appointment;
- a risk management plan was in place.

---

## Complaints Protocol

---

### Process

A candidate wishing to lodge a formal complaint must:

- set out the grounds of the complaint in writing to the returning officer;
- include a copy of the alleged offending notice/pamphlet and other relevant evidence with the written complaint, if the complaint concerns an opposing candidate's election material;
- provide the location details if the material is attached to a fixture.

A photograph can also be forwarded.

### Recording

All complaints must be forwarded immediately to the returning officer.

Written complaints lodged with the returning officer will be recorded as received and assessed. Normally, the returning officer will advise the candidate being complained about, in writing, of the complaint and request a response to any allegations.

All information will be documented.

### Resolution

All complaints will be examined after the election period with assistance and advice by legal officers from the Crown Solicitor's Office. Prosecution action may be taken where, in the opinion of the returning officer, breaches of the legislation have occurred.

Penalties can only be imposed by a court following a successful prosecution.

### Media

Questions or inquiries by the media on what complaints have been received and seeking confirmation of the nature of a complaint or even the existence of a complaint will receive a response along the following lines:

'Complaints are often received during an election period and are submitted in writing to the returning officer. All written complaints are assessed; some may warrant further investigation and if appropriate, prosecution proceedings may follow. Further, if a candidate believes that an illegal practice has occurred and that practice has affected the election outcome, they are able to petition the Court of Disputed Returns. It is therefore not appropriate for complaints to be discussed in any way. The matter can, of course, be taken up by the media with the candidate allegedly lodging the complaint.'

Such a reply ensures that the returning officer or any electoral officer does not become inappropriately drawn into election debate as they must maintain a position of strict neutrality and cannot comment on candidate campaign issues or on the relevant merits of a candidate's credentials.

---

## Media Protocol

---

Local deputy returning officers and electoral officers must maintain a position of strict neutrality and cannot comment on a candidate's campaign or on the relevant merits of a candidate's credentials. They may:

- brief the media on the election process and provide relevant information on the timetable of electoral events;
- advise the media of the time and place of the formal declaration of the poll;
- pass on results after clearance has been given from the State Electoral Office;
- allow photographs or film to be taken of the count and draw for position of names on the ballot paper, so long as the names and addresses of electors are not captured.

Questions or inquiries by the media on complaints that have been received and seeking confirmation of the nature of a complaint or even the existence of a complaint will receive a response along the following lines:

'Complaints are often received during an election period and are submitted in writing to the returning officer. All written complaints are assessed; some may warrant further investigation and if appropriate, prosecution proceedings may follow. Further, if a candidate believes that an illegal practice has occurred and that practice has affected the election outcome, they are able to petition the Court of Disputed Returns. It is therefore not appropriate for complaints to be discussed in any way. The matter can, of course, be taken up by the media with the candidate allegedly lodging the complaint.'

Such a reply ensures that the returning officer or any electoral officer does not become inappropriately drawn into election debate.

## **3. Elections In Review**

### **3.1 ROLL MANAGEMENT**



Voters roll information for local government elections is a combination of two separate data sources. All electors included on the State electoral roll and entitled to vote in HA elections are automatically eligible for enrolment. This information is supplemented by additional automatic entitlements through the ownership or occupancy of property by individuals, bodies corporate or groups within a council area, commonly referred to as the 'property franchise'.

The Electoral Commissioner must supply each council chief executive officer with the HA roll for their area within seven days of a roll closure date. The lists include ward information for an elector where applicable. Councils are also supplied with additions, deletions and changes to the HA roll on a monthly basis so that the council CEO can maintain the council voters roll in a form that allows:

- updating and merging of the property entitlements with HA enrolment information within four weeks of a relevant roll closure date;
- a copy of the certified roll to be provided to the deputy returning officer and to candidates who apply to the council for a copy (LGEA ss14, 15; CAA Schedule 1 cc5, 6).

Considerable efforts are required to identify duplications of individuals and other entitlements based upon individuals' membership of groups. The amalgamation and de-duplication of the voters roll continues to be a considerable workload for council roll administration staff. However, voters roll difficulties experienced during these elections were generally not on the same scale as those encountered during the State's first experience of automatic entitlement and full postal elections in May 2000.

### **3.2 ROLL CLOSE ADELAIDE CITY COUNCIL AND OTHER COUNCILS**

Rolls closed 13 February 2003 for all councils except for Adelaide City Council (6 February 2003). See Table 8 for enrolments per council/contested elections.

HA roll information was provided by the Electoral Commissioner to all council CEO's, within the seven day prescribed period. The council CEO had to merge that roll with council's own roll to establish the principal roll for the election(s) within the following three week period. Changes to processes and a greater understanding of required outcomes effected a 50% improvement on roll merge issues from May 2000. However a total of 3690 inappropriate entries were deleted from rolls for SEO, AEC and joint SEO/Council managed elections comprising 321 State Crown entities, 3284 duplicate entries (1891 from two councils) and 85 others.

Concerns still include:

- the timeliness of receipt of merged roll information from councils which caused some delay to envelope addressing at the central mail-house;
- all but one roll required investigation and further revision;
- the release of information likely to impinge on elector confidentiality including addresses of electors with details suppressed from publication and the release of HA roll information in electronic format;
- the removal of roll duplications and State Crown entities;
- 21% of DROs surveyed reported difficulties with election roll management.

In the returning officer's view, roll merging processes would be facilitated by:

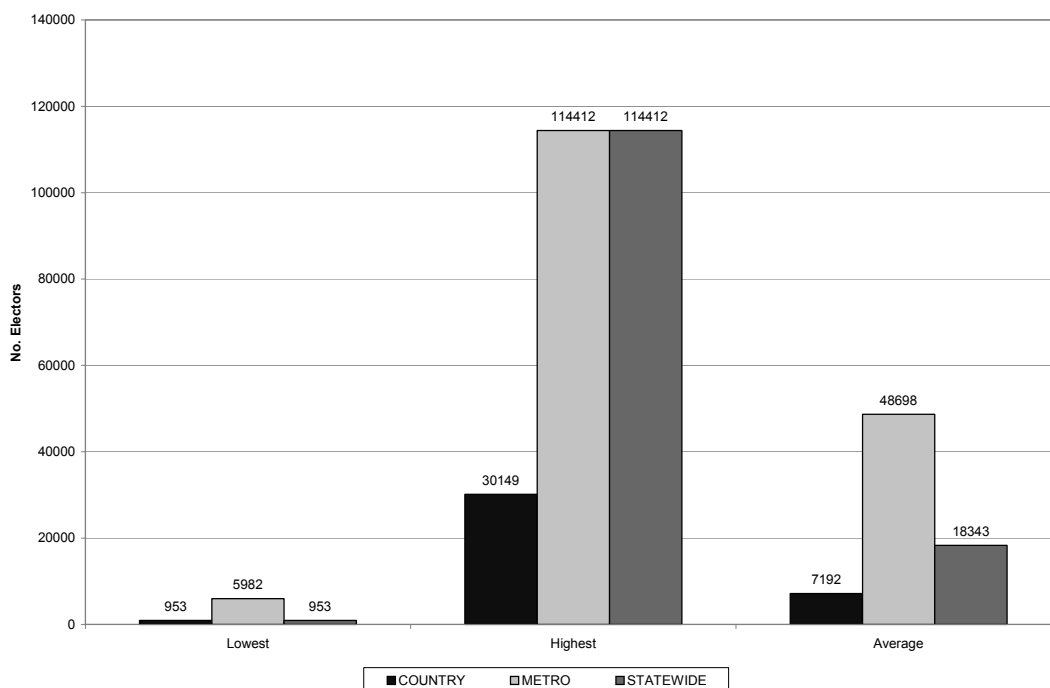
- a discussion by councils on consistent and agreed criteria for the capture of voters roll elector information eg more comprehensive individual and group ID, not just one initial;
- consideration by councils of the adoption of common voters roll recording and matching software;
- backup for roll officer positions during the election cycle;
- an initial review of field alignments and the identification of State Crown entities either on an annual basis or at the least some six months prior to the elections.

The SEO will issue a list of State Crown entities for future reference and clarify guidelines for de-duplicating processes to alleviate roll build issues.

**TABLE 6 ENROLMENT IN COUNTRY & METROPOLITAN COUNCILS**

Enrolment	2003					<i>cf 2001</i>	
	Country electors/council		Metro electors/council		Statewide	Statewide	
Smallest	953	Orroroo/Carrieton	5982	Walkerville	953	985	
Largest	30149	Adelaide Hills	114412	Onkaparinga	114412	111754	
<b>Average</b>	<b>7192</b>	<b>49 councils</b>	<b>48698</b>	<b>18 councils</b>	<b>18343</b>	<b>18160</b>	
<b>Total</b>	<b>352399</b>		<b>876559</b>		<b>1228958</b>	<b>1216725</b>	

**CHART 3 COUNTRY, METROPOLITAN & STATEWIDE ENROLMENT**



**TABLE 7 SUMMARY OF COUNCIL ELECTOR NUMBERS**

Elector numbers	Councils		
	Country	Metro	Total
0-1000	1	-	1
1001-5000	22	-	22
5001-20000	24	4	28
20001-60000	2	8	10
60001-100000	-	5	5
100k+	-	1	1
<b>Total</b>	<b>49</b>	<b>18</b>	<b>67</b>



**TABLE 8 ELECTORS ON THE HA & COUNCIL VOTERS ROLL MAY 2003 ELECTIONS**

COUNCIL	Country/ Metro	ROLL FIGURES						Difference
		2000			2003			
		House of Assembly	Council Voters	Total	House of Assembly	Council Voters	Total	
Adelaide	M	8630	10306	18936	8726	11014	19740	804
Adelaide Hills	C	26518	4262	30780	27154	2995	30149	-631
Alexandrina	C	12298	6369	18667	13340	6978	20318	1651
Barossa	C	13483	1489	14972	14044	1592	15636	664
Barunga West	C	1930	997	2927	1943	765	2708	-219
Berri Barmera	C	7487	775	8262	7389	787	8176	-86
Burnside	M	29860	4834	34694	30645	4862	35507	813
Campbelltown	M	32096	7880	39976	32499	5776	38275	-1701
Ceduna	C	2316	346	2662	2257	370	2627	-35
Charles Sturt	M	73779	12049	85828	73685	12003	85688	-140
Clare & Gilbert Valleys	C	5813	1206	7019	5803	1021	6824	-195
Cleve	C	1391	290	1681	1343	253	1596	-85
Cooper Pedy	C	1463	545	2008	1382	662	2044	36
Coorong	C	4081	977	5058	4104	1160	5264	206
Copper Coast	C	7697	2465	10162	8034	3251	11285	1123
Elliston	C	847	433	1280	790	389	1179	-101
Flinders Ranges	C	1205	405	1610	1189	324	1513	-97
Franklin Harbour	C	881	291	1172	879	294	1173	1
Gawler	M	12260	1346	13606	12910	1333	14243	637
Goyder	C	3157	1041	4198	3066	965	4031	-167
Grant	C	5430	1352	6782	5452	1476	6928	146
Holdfast Bay	M	24280	4290	28570	24614	4862	29476	906
Kangaroo Island	C	2927	1613	4540	3061	1529	4590	50
Karoonda East Murray	C	921	265	1186	892	286	1178	-8
Kimba	C	908	116	1024	899	157	1056	32
Kingston	C	1680	828	2508	1707	891	2598	90
Le Hunte	C	1075	226	1301	1021	196	1217	-84
Light	C	6621	1760	8381	7245	1751	8996	615
Lower Eyre Peninsula	C	2839	904	3743	2879	1054	3933	190
Loxton Waikerie	C	8228	833	9061	8203	873	9076	15
Mallala	C	4465	1499	5964	4720	1576	6296	332
Marion	M	55234	5120	60354	56268	9190	65458	5104
Mid Murray	C	5689	4193	9882	5864	4521	10385	503
Mitcham	M	44497	5342	49839	45136	5788	50924	1085
Mount Barker	C	14949	2833	17782	16068	2587	18655	873
Mount Gambier	C	15775	1021	16796	15902	1830	17732	936
Mount Remarkable	C	2212	792	3004	2197	895	3092	88
Murray Bridge	C	10995	2830	13825	11349	1982	13331	-494
Naracoorte Lucindale	C	5631	950	6581	5747	960	6707	126
Northern Areas	C	3536	829	4365	3409	854	4263	-102
Nonwood, Payneham & St Peters	M	23925	7918	31843	23997	6466	30463	-1380
Onkaparinga	M	97918	13836	111754	100741	13671	114412	2658
Orroroo/Carrieton	C	762	223	985	740	213	953	-32
Peterborough	C	1442	354	1796	1407	367	1774	-22
Playford	M	41591	7374	48965	42723	5095	47818	-1147
Port Adelaide Enfield	M	70198	12470	82668	70170	12278	82448	-220
Port Augusta	C	8873	1354	10227	8769	1050	9819	-408
Port Lincoln	C	8688	1268	9956	8985	1107	10092	136
Port Pirie	C	12278	919	13197	12129	419	12548	-649
Prospect	M	13515	2506	16021	13452	2612	16064	43
Renmark Paringa	C	6254	614	6868	6333	670	7003	135
Robe	C	973	898	1871	986	1019	2005	134
Salisbury	M	72531	11055	83586	75185	10390	85575	1989
Southern Mallee	C	1590	381	1971	1528	381	1909	-62
Streaky Bay	C	1375	452	1827	1342	549	1891	64
Tatiara	C	4766	836	5602	4719	834	5553	-49
Tea Tree Gully	M	67631	9960	77591	68986	7967	76953	-638
Tumby Bay	C	1978	406	2384	1966	433	2399	15
Unley	M	25714	5552	31266	25715	4908	30623	-643
Victor Harbor	C	7839	3640	11479	8777	3403	12180	701
Wakefield	C	4510	1275	5785	4513	1331	5844	59
Walkerville	M	5155	686	5841	5153	829	5982	141
Wattle Range	C	8592	1625	10217	8606	1666	10272	55
West Torrens	M	37511	10818	48329	37566	9344	46910	-1419
Whyalla	C	14654	654	15308	14031	707	14738	-570
Yankalilla	C	2736	2230	4966	2826	2134	4960	-6
Yorke Peninsula	C	8503	4933	13436	8609	5294	13903	467
<b>TOTAL</b>		<b>1016586</b>	<b>200139</b>	<b>1216725</b>	<b>1033769</b>	<b>195189</b>	<b>1228958</b>	<b>12233</b>
Election was uncontested								

### 3.3 MATERIALS AND EQUIPMENT

Materials and kits were very well received. Feedback indicated that the declaration envelope design should be reassessed.

**TABLE 9 MATERIALS/EQUIPMENT DEPLOYED FOR THE ELECTIONS**

ITEM SUPPLIED		QUANTITIES
Ballot papers		>1.9m
Profiles		Some 1.2m
Candidate handbooks	General	5000
	City of Adelaide	200
DRO manuals		200
Guidelines	Prospective candidates	400
	Electoral officers	540
	Scrutiny and Count procedures	2500
Cards	1 <sup>st</sup> preference, preference distribution, informal, candidate ID, draw cards	30000 in all
	Envelopes	Declaration, reply paid, windowface
Forms	ACC declaration	22000
	Nomination (3 types)	14000 in all
	Code of conduct	4000
	Profiles and photographs brochure	5000
	Reissue/omission in error forms	3000 each
	Candidate notice + Campaign	5000 each
	Donations Return	
	Scrutineer Authority forms	3000
Instruction sheets	General and ACC	1.4m
	Multi-language (15) brochures	1 set per council
Tags	Scrutineer and polling official	5000 each
Electronic supplies CPC	Telephones	25
	PCs	100
	Server (LAN)	1
	Wide Area Network (WAN)	1
	Faxes	5
	Photocopiers	1
	Furniture (CPC)	Ergonomic desks/chairs
Shelving		350 linear metres

Three kits for each council were despatched via one carrier for both metropolitan and country councils on a 'next day delivery' service basis.

Kit 1 (Nomination kit – nomination related materials)	February 2003
Kit 2 (Ballot materials kit – ballot box, seals, reissue forms)	Early April 2003
Kit 3 (Scrutiny & count kit – tags and count cards)	End April 2003

SEO managed elections were also supplied with ballot paper draw and staff employment kits and supplementary stationery and equipment to facilitate count procedures. The office will be assessing costs and quantities supplied.

### 3.4 MAJOR PARTNER ARRANGEMENTS

Major suppliers were contacted early to determine arrangements and contracts for services and products to ensure timeframes were met.

Ecouncils.com, the councils' central purchasing agency, was contracted to supply instruction sheets, forms, envelopes, cards, handbooks and associated electoral material required for the election. The bulk of the artwork was supplied by late November 2002 and delivery instructions and required completion dates were negotiated. Costs were reduced by using printers recommended through the SEO. 27 items were designed and proofed by the SEO compared with 18 in 2000.

EXAMPLE OF BALLOT PAPER, DECLARATION ENVELOPE AND PRODUCTION SPECIFICATIONS

HOLW01

**BALLOT PAPER**  
**City of Holdfast Bay**  
**ELECTION OF 3 COUNCILLORS FOR**  
**GLENELG WARD**

**DIRECTIONS:**  
 You must vote for at least 3 candidates on this ballot paper by placing the numbers 1, 2 and 3 in the squares opposite the names of the candidates so as to indicate your preference for them. If you wish, you may then vote for any other candidate(s) by placing consecutive numbers beginning with the number 4 in the square(s) opposite the name(s) of the other candidate(s) so as to indicate your preference(s).  
 After voting, fold the ballot paper and place it in the Ballot Paper Envelope.

**CANDIDATES**

TILLEY, Suzy

DIXON, Peter William

WILSON, John Allan

BONFIGLIO, Francesca

BRINCAT, Ray

MACASKILL, Pat

DOLLING, Leon

**Do not seal envelope**  
over this section

**IMPORTANT – This declaration form must be signed by you or your vote WILL NOT BE VALID. DO NOT tear off the declaration flap. To ensure vote confidentiality the envelope will not be opened until the flap has been removed by the Returning Officer and ALL of the envelopes have been rearranged.**

I hereby declare that –

**A** the ballot paper/s which I have placed in this envelope contain my vote and that I have not already voted in this election or poll in the capacity in which I am voting **AND**

**B** I am of or above the age of 18 years **AND**

I, \_\_\_\_\_ (Print Surname)  
 \_\_\_\_\_ (Print Given Names)

am the person named opposite

**OR**

am the person authorised by the body corporate or group named opposite to vote on its behalf, and I am an officer of the body corporate, a member of the group, or an officer of a body corporate which is a member of the group.

Please complete date of birth and sign below

Date of Birth \_\_\_\_\_ / \_\_\_\_\_ / \_\_\_\_\_

Sign Here \_\_\_\_\_

**Ballot Papers**  
 10 tint colours were selected allowing a separate colour to be used in each ward election (10 at Charles Sturt). All mayoral ballot papers were printed on white watermarked paper.

The ballot paper colours were:

Mayoral	-	white
Area Councillor	-	pms 1485 – orange
Ward 1	-	pms 100 – yellow
Ward 2	-	pms 579 – green
Ward 3	-	pms 719 – fawn
Ward 4	-	pms 635 – aqua
Ward 5	-	pms 670 – purple
Ward 6	-	pms 427 – grey
Ward 7	-	pms 1485 – orange
Ward 8	-	pms 331 – green
Ward 9	-	pms 176 – red
Ward 10	-	pms 277 – blue

The majority of ballot papers produced were one third A4 size (99mm x 210mm).

**Envelopes**  
 Three different envelopes were included as part of the ballot pack:

Outer window-faced envelope (130mm x 240mm)  
 secretive with tumblehead opening

Reply paid envelope (115mm x 225mm)  
 secretive

Ballot paper envelope (109mm x 210mm)  
 secretive with removable flap  
 (as illustrated above).

Reply paid envelope artwork was printed on three different colour banded envelopes to distinguish between SEO, council and AEC returned packs and included 209 different runs for reply paid envelopes and 69 different runs for outer windowface envelopes.

Six print houses were used for ballot papers and five for profiles for the May 2000 elections. Centralisation of print production in 2003 facilitated quality control during the print runs. Timelines were met.

One print house was used to print 160 different ballot papers, nearly 1.9m (833 000 mayoral and 1 065 500 ward and other councillor ballot papers), within a four day time frame. Artwork was supplied. 151 ballot papers were 1/3 A4 size; nine ballot papers were larger. White watermarked paper was overprinted with ten different colours prior to nominations closing.

A single print house produced all SEO and AEC candidate profiles (1 179 000), including managing candidate photo inserts. Text in hard copy was provided to the printers, examples were prepared and photos, which were of better quality than for May 2000\*, were checked on the proofs. Six omissions were picked up and some 500 profiles were removed due to print moving on the sheet.

631 500 profiles were produced for SEO managed elections, 547 000 for AEC managed elections. Profiles for 17 of the 30 SEO managed elections were forwarded to the printer the day after nominations closed. All printing was completed within 4 days. Metropolitan councils were printed before country councils to tie in with ballot papers being provided to the printer. Profile size varied from single sided A4 to double sided A3 with a booklet for ACC.

Other print houses were contracted to support these activities or provide print capacity for other materials.

Councils running their own elections under delegation were responsible for their own artwork and production of ballot papers and profiles. A few country councils were supplied with ballot paper by the SEO.

One mail house prepared and inserted 572 436 ballot material packs for the mail-out to electors for SEO managed elections plus additional material for two other councils in late April 2003. Ballot packs for the AEC and other councils were separately arranged.

Australia Post – despatched ballot material between 22 April and 28 April 2003 and handled all returns including special processing for 23 councils with contested elections and centralised processes. It provided PO Boxes for returned mail and liaised over reply paid allocations.

\*Currently it is not anticipated that photos will be requested electronically.

### **3.5 IT – SOFTWARE**

Controls and reporting were enhanced for these elections. Software modules assisted in the central receipt and collation of information. This enabled the Statewide capture and validation of nominations and election results prior to timely transmission to the Local Government Association for inclusion on their website and reporting to the media.

Centralised processes were also adopted for:

- local government database management;
- roll close, roll amalgamation and roll extraction for mail-out purposes;
- processing returned ballot packs and reissuing ballot materials for SEO councils;
- the enquiry service;
- data entry operations for computerised counts.

All SEO and AEC ballot packs were issued with barcoded identifiers. The identifier on returned ballot packages was scanned and the details recorded as part of the preliminary scrutiny for process control and reporting functions. Deputy returning officers were advised of the returns for their elections in both summary and detail form. Additional benefits included:

- more efficient, accurate and timely reissue of packs through the generation of automated addressed envelopes;
- the identification of electors claiming not to have received, but who have previously returned their ballot pack;
- preliminary verification of ballot material prior to the scrutiny and count.

Computer vote counting software was used for the scrutiny and count in 15 complex elections with a large field of candidates contesting multiple vacancies as well as 40 ward elections.

**TABLE 10 DATA ENTERED COUNTS 2000 & 2003**

Election type	2000	2003
Area/councillor at large	13	15
Ward	46	40
Recounts	3	2
Total counts using software	62	57

Software modified for SA legislative requirements was trialled for use in manual counts by deputy returning officers to record and verify manual count procedures. It has since been further evaluated. Subject to enhancements and further testing, it is likely to be adopted for use in supplementary elections and the next round of periodic elections. This will significantly decrease the need to bring in some elections for a centralised scrutiny and count. Training programs will be revised to accommodate any changes in count operations.

Minor processing difficulties have been noted and will be rectified. Reporting functionalities will again be enhanced in response to external data requests particularly for candidate contact and demographic information.

### **3.6 PREMISES**

Activities were carried out at three main locations – SEO, warehouse facilities at Woodville, a central processing centre at Marden (approximately 1500sq/m of vacant office space) plus council and AEC offices:

- materials preparation and kit collation were undertaken either at SEO premises or at the warehouse;
- nomination lodgement, reissues and all counts to first preferences were carried out wherever possible at council premises;
- preliminary processing of returned ballot material was undertaken at council locations by DROs managing elections for their own council, at divisional offices by the AEC for their councils and at the CPC for SEO managed elections;

- scrutiny and count processes for 55 contested elections were undertaken at the central processing centre at Marden.



**Marden central processing centre used for the elector enquiry service, processing returned ballot material for SEO managed elections and all data entered counts**

### **3.7 STAFFING AND HR ISSUES**

#### **3.7.1 Appointment of staff**

The Electoral Commissioner may appoint deputy returning officers and provide those officers with appropriate training and support (LGEA s10). Deputy returning officers were formally appointed in early December 2002 under a delegated framework and electoral officers were subsequently appointed to assist in electoral duties. 10 council CEOs were appointed DROs, and two more held joint appointments with an SEO officer. Three changes were made during the election period and a number of primary contact officers were on leave at critical times despite election period dates being known in advance. The office will review appointment criteria to minimise any perceptions of conflict of interest.

All deputy returning officers and electoral officers were asked to complete code of conduct forms that spelt out the requirements for a timely, impartial and professional commitment to their electoral duties. One casual staff member was asked to discontinue their service after admitting to being a candidate. It is evident that staff/client relationships must be addressed in training forums as 15.8% of DROs responding to post-election surveys reported concerns in their contact with candidates (14%), scrutineers (4%) and/or electors (11%).

A government approved provider was approached to source some 200 staff for central functions. Issues with code of conduct and time sheet controls and calibre of staff supplied were reviewed. Staff were appointed subject to meeting meritorious service standards and equity of employment criteria. Only 12.5% of staff employed at the CPC had worked previously in an election.

Deputy Returning Officer manuals contained firm guidelines regarding occupational, health and safety provisions for staff. The central processing premises at Marden were subjected to an OH & S assessment and remedial action prior to staff being deployed on site.

Experienced SEO electoral officers held dual roles:

- appointments as DROs and principal liaison officers for a number of councils;
- project coordinators required to maintain contact with councils on broader election issues.

**TABLE 11 COUNCILS, COUNTRY/METROPOLITAN STATUS, AREA, ADMINISTRATIVE OPTION CHOSEN & NAME OF DEPUTY RETURNING OFFICER MAY 2003 ELECTIONS**

<b>COUNCIL</b>	<b>Country/Metro</b>	<b>Area (hectares)</b>	<b>Admin Option</b>	<b>Deputy Returning Officer</b>
Adelaide	Metropolitan	1 526	SEO	Trevor Overy
Adelaide Hills	Country	79 468	AEC	Peter Verkerk
Alexandrina	Country	183 048	SEO	Craig Witcher
Barossa	Country	89 279	SEO	Andrew Cameron
Barunga West	Country	158 345	CNCL	Gregory (Greg) O'Connor
Berri Barmera	Country	50 845	CNCL	Michael Hurley
Burnside	Metropolitan	2 746	SEO	Michael King
Campbelltown	Metropolitan	2 433	AEC	Paul Hawes
Ceduna	Country	544 535	CNCL	Trevor Smart
Charles Sturt	Metropolitan	5 557	SEO	Leanna Booth
Clare & Gilbert Valleys	Country	188 962	SEO	Lesley Beere
Cleve	Country	449 810	CNCL	Francis (Frank) Gillings/ Brenton Parsons
Coober Pedy	Country	7 766	SEO	Lynette (Lyn) Freeman
Coorong	Country	890 196	SEO/CNCL	Trevor Gordon
Copper Coast	Country	77 797	SEO/CNCL	Philip (Phil) Brand
Elliston	Country	669 282	CNCL	David Hitchcock
Flinders Ranges	Country	411 517	AEC	David Leach
Franklin Harbour	Country	328 336	SEO/CNCL	Bruce Francis
Gawler	Metropolitan	4 110	AEC	Leonie Mahar/ Julia Gazzola
Goyder	Country	670 221	SEO	Peter Rankine
Grant	Country	192 833	AEC	Leonie Gartside
Holdfast Bay	Metropolitan	1 450	SEO	John Aquilina
Kangaroo Island	Country	444 273	SEO	Pauline Heath
Karoonda East Murray	Country	441 817	CNCL	John Claydon
Kimba	Country	397 486	CNCL	Sean Cheriton
Kingston	Country	336 308	CNCL	Stephen Rufus
Le Hunte	Country	538 052	CNCL	Alan McGuire
Light	Country	127 586	AEC	Peter Pring/ Paul Langtry
Lower Eyre Peninsula	Country	476 337	SEO	Darren Bache
Loxton Waikerie	Country	798 081	SEO/CNCL	Peter Sellar
Mallala	Country	93 353	SEO/CNCL	Colin Dunlop
Marion	Metropolitan	5 619	AEC	Stephen Gordge/ Frances Roberts
Mid Murray Council	Country	626 584	SEO	Rex Jones
Mitcham	Metropolitan	7 566	SEO	Malcolm Herrmann
Mount Barker	Country	59 389	AEC	Sonja Molenaar
Mount Gambier	Country	2 719	AEC	Ian Wheller
Mount Remarkable	Country	341 523	AEC	Andrea (Andy) Wilson
Murray Bridge	Country	182 910	SEO	Neville Gotch
Naracoorte Lucindale	Country	453 972	CNCL	Daryl Smith
Northern Areas	Country	298 019	AEC	Bronte Emes
Norwood, Payneham & St Peters	Metropolitan	1 515	AEC	Jon Kirwan/ Gerry Russel
Onkaparinga	Metropolitan	52 029	SEO	Murray Hutchinson
Orroroo/Carrieton	Country	331 333	SEO	Roger Mortimer
Peterborough	Country	301 257	SEO	Karen Chambers
Playford	Metropolitan	34 473	AEC	Eldon Booth/ David Georgeson
Port Adelaide Enfield	Metropolitan	9 324	AEC	Kym Rylander/ Charlie Laurendi
Port Augusta	Country	119 297	AEC	Teresa Connell
Port Lincoln	Country	3 249	CNCL	Ian Burfitt
Port Pirie	Country	178 477	AEC	Andrew Davies
Prospect	Metropolitan	781	SEO	David Wilson
Renmark Paringa	Country	90 207	SEO	Timothy (Tim) Grieger
Robe	Country	110 056	CNCL	Robert (Rob) Kay
*Roxby Downs	Country	11 032		
Salisbury	Metropolitan	15 810	AEC	Rexona Calvert
Southern Mallee	Country	571 462	SEO	Barbara Beck
Streaky Bay	Country	625 050	SEO/CNCL	John Rumbelow
Tatiara	Country	654 188	SEO/CNCL	Ralph Winter
Tea Tree Gully	Metropolitan	9 555	SEO	Lynette (Lyn) Whitmarsh
Tumby Bay	Country	267 405	CNCL	Edward (Ned) Roberts
Unley	Metropolitan	1 440	AEC	Barry Barons/ Ralph Reivyitis
Victor Harbor	Country	38 724	SEO	Jane Bohnsack
Wakefield	Country	346 842	AEC	Rosie Munro
Walkerville	Metropolitan	357	SEO	William (Bill) Willis
Wattle Range	Country	395 207	CNCL	Francis (Frank) Brennan
West Torrens	Metropolitan	3 716	SEO	Lynton Barry
Whyalla	Country	103 396	SEO	Ray Packard
Yankalilla	Country	76 086	AEC	Karen Stacey
Yorke Peninsula	Country	593 377	CNCL	Michael Catford/ Kerry Hage

\* Roxby Downs does not have an elected council.

Note:

Messrs Clive Anson, Norris Austin, Myles Cundy, David Gully, Tan Luu, Ward McAvaney, Alan Pickering and Mrs Leeanne Redpath were appointed as Deputy Returning Officers for all 67 councils.

Ms Kay Mousley was appointed DRO for all council elections managed by the AEC.

It is acknowledged that this communication with more than one contact person may cause confusion. The office will seek to minimise such occurrences but at the same time staff responsibilities are likely to entail both council liaison and project coordination.

In-house staffing issues relating to workload spreading, project integration and overtime will be addressed in future planning forums.

### 3.7.2 Manuals, handbooks, forms

Manuals, handbooks, forms and other documentation designed for the 2000 elections were refined. A further Deputy Returning Officer manual and handbooks were introduced to accommodate the new election conduct option.

Deputy returning officers were also provided with:

- guidelines for training electoral officers and briefing prospective candidates;
- official election returns for completion and certification;
- customised count sheets for every election.

The office will be reviewing its capacity to provide more forms in electronic format and consider placing training manuals with other local government information in PDF format on the Internet.

### 3.7.3 Seminars, training and information sessions

#### *Voters roll issues*

Seminars and information programs were arranged in conjunction with the Local Government Association, regional organisations and the South Australian Institute of Rate Administrators (SAIRA) for December 2002 and January 2003 to discuss voters roll and related issues in both country and metropolitan venues.

#### *DRO training and liaison*

Five training conferences were organised for 2003. Three general training sessions in election conduct were conducted in February 2003.

Scrutiny and count training was extended and DROs were asked to complete two exercises in proportional representation count methodology prior to attendance at one of two formal training sessions in late April/early May 2003.

Nine circulars were issued during the election period containing updated advice for DROs.

#### *General electoral staff training*

All casual staff were required to receive either hands-on and/or written instruction prior to performing electoral duties. The office undertakes to review positions requiring training and issue instruction material for all staff.

Throughout the State, more than 400 staff were employed for pre-poll duties and over 1100 for scrutiny and count tasks. The office will consider:

- training reserve DROs;
- providing training guidelines for electoral officers and offering briefing sessions in the metropolitan area;
- devising an accredited training program in PR.



The office will maintain its efforts to provide a comprehensive understanding of PR count principles not only for staff but for the wider community.

### **3.8 INFORMATION**

As already stated, council is responsible for providing information, education and publicity to promote participation in the electoral processes; informing potential voters about candidates standing for election and advising the local community about the outcome of elections and polls.

The SEO ensured that:

- statutory notices were placed as required in the SA Government Gazette and local papers advertising the opening and close of nominations, the mail-out of ballot material to electors, scrutiny and count and election results;
- additional notices were placed in response to election period developments in the City of Port Adelaide Enfield (concerning the publication of a revised profile), Campbelltown (clarifying current legislation relating to witnessing requirements) and DC Light (in relation to a statement made locally re the withdrawal of a candidate from the election);
- an enquiry service was established to cater for elector enquiries:
  - the call centre number 1300 655 232 was widely advertised and given on the instruction sheet included in all ballot packs issued to electors;
  - the elector enquiry system database was installed on 15 computers at the call centre to facilitate clarification of entitlement, contested elections and candidate information;
  - 15 staff were rostered during the hours of 8am - 6pm, Monday - Friday from 16 April – 12 May 2003;
  - extensive information materials and instructions were prepared and issued to staff prior to the opening of the call centre;
  - use of the 1300 number (4783 calls) was down on the 2000 elections (9000 calls), possibly because the 1999 legislative provisions were no longer 'new' and the information sheet accompanying the ballot packs had been revised;
  - 25% of calls related to entitlements (28% in 2000), 20% to establish whether voting was compulsory (44% in 2000). The office will be reviewing its information on entitlements.
- fact sheets were available to candidates and members of the public providing a brief summary of the election timetable, enrolment and voting entitlements, candidate profiles, ballot paper formality, electoral terminology, a scrutineer's guide and a brief explanation of the proportional representation vote counting system;
- website links to the Local Government Association website for the posting of nomination and result information were maintained;
- training and other election materials going into the public domain were professionally packaged.

New arrangements for notice placement and the electronic transfer of information for placement to the government approved agency to handle all SEO and AEC call for nominations, nominations received and result notices advertisements worked well. 315 individual advertisements were placed and proofed within statutory timelines.

The office also used 'Crimestoppers' in placing radio and press advertisements stating that it was an offence to give voting papers to a third person. Versions were translated into 12 languages for ethnic radio. The Crimestopper advertisement did not result in any calls relating to allegations of fraud.


The office will review:

- how electors should be informed that there is no contested election for their area and they should not expect to receive ballot packs;
- website and other outlets for entitlement and PR information.

## BALLOT PAPER INFORMATION NOTICES FOR ELECTORS

# PUBLIC NOTICE

## LOCAL GOVERNMENT ELECTIONS 2003

Have a

**HAVE YOU RECEIVED YOUR  
COUNCIL BALLOT PAPER(S)?**

All ballot papers for the May 2003 elections were posted between 22 April and 28 April 2003.

Electors who are eligible to vote in these elections and have not received their ballot papers should contact the Election Call Centre on 1300 655 232.

The Local Government elections are conducted entirely by post.

**To make your vote count, your completed ballot paper(s) must be received by the Returning Officer no later than 12 NOON on MONDAY 12 MAY 2003.**

A ballot box is provided at Council Offices for electors who prefer to deliver their ballot material to the Council rather than returning it by post.

**Steve Tully  
RETURNING OFFICER**

STELOF000405

# It's illegal to help someone to vote unless...

## they cannot read or are physically unable to vote.

**Local Government Elections\* are taking place in May.**


If you're an eligible voter, you will be getting your ballot papers in the post the week after Easter...

**and it's important that you have your say.**

If you cannot read them or are physically unable to complete them yourself it's OK for a friend or relative of your choice to assist you under your direction. But otherwise, it's an offence for anyone to take your ballot papers from you, or to pressure you as to who you should vote for. If someone does,

**report them to BankSA Crime Stoppers by phoning 1800 333 000.**

**Remember voluntary postal voting in Local Government Elections is for you and you alone to have your say.**



STATE ELECTORAL OFFICE  
South Australian  
Authorised by S.H. Tully  
Returning Officer

\*in contested elections

SEO0087

### 3.9 CANDIDATE PARTICIPATION

A total of 1201 candidates nominated for 751 positions, compared with 1162 for 766 positions in 2000, a 3.4% increase in candidates standing. The figure included 313 females (26.1%). Two thirds of the nominations were received in the last four days, including 20% on the day prior to nominations close and another 22% on the last morning, including withdrawals. Six positions remained unfilled (*cf* five in 2000) requiring supplementary elections in July 2003.

Consideration will be given to:

- the nomination form containing:
  - clearer guidelines for authorisation, ballot paper names and printing instructions;
  - a request for the candidate to specify one contact number (or none) which could be released into the public domain;
- including scrutineer material in the nomination kit;
- candidates being allowed time to review their profile material for syntactical errors, though not add to or amend text in other ways, either after nominations close or within 2 days of submitting profiles.

The office questions whether a candidate should be able to nominate for more than one ward due to processing and timeliness issues and whether the draw for ballot paper position should be held as soon as possible after nominations close to allow a full check of the eligibility of late nominations and for a check of the nominations database for duplicate candidature.

For the May 2003 elections, questions on date of birth, gender and current member status were included on the candidate nomination forms. This information was entered on the database and supplied to the Office of Local Government and the Local Government Association. Amongst the data obtained:

- members recontesting a council position;
- members successfully recontesting a position;
- candidates within each age band;
- councils with the youngest elected representatives (identified by age range).

Observations:

- overall considerably more male candidates contested mayoral positions (80.8% male compared with 19.2% female);
- candidates in the 55-64 year old age range dominated other age ranges contesting the elections;
- more male candidates (77.2%) contested in the country than in the metropolitan area (70.0%);
- conversely there were predominantly more female candidates (30.0%) in the metropolitan area than the country (22.8%).
- 83% of existing council members (636 from 766 available positions in the pre 2003 council structure) contested the 2003 elections.

**TABLE 12 CANDIDATE DATA 2003**

**Table 12a Candidates by gender and age range**

Age Range	Male		Female		Total	
	No.	%	No.	%	No.	%
18-24	19	70.4	8	29.6	27	2.2
25-34	39	62.9	23	37.1	62	5.2
35-44	106	70.2	45	29.8	151	12.6
45-54	242	73.6	87	26.4	329	27.4
55-64	318	74.0	112	26.0	430	35.8
65+	164	81.2	38	18.8	202	16.8
<b>Total</b>	<b>888</b>	<b>73.9</b>	<b>313</b>	<b>26.1</b>	<b>1201</b>	<b>100.0</b>

**Table 12b Candidates by gender and position contested**

Candidates	Male		Female		Total	
	No.	%	No.	%	No.	%
Mayoral	80	80.8	19	19.2	99	8.2
Area Councillor	6	85.7	1	14.3	7	0.6
Councillor at large	260	73.4	94	26.6	354	29.5
Ward councillor	542	73.1	199	26.9	741	61.7
<b>Total</b>	<b>888</b>	<b>73.9</b>	<b>313</b>	<b>26.1</b>	<b>1201</b>	<b>100.0</b>

**Table 12c Candidates by gender – Country v Metropolitan**

Position	Country				Metropolitan				All Councils			
	Male	Female	Total	%	Male	Female	Total	%	Male	Female	Total	%
Mayoral	40	9	49	49.5	40	10	50	50.5	80	19	99	8.2
Area Councillor	0	0	0	0.0	6	1	7	100.0	6	1	7	0.6
Councillor at large	233	83	316	89.3	27	11	38	10.7	260	94	354	29.5
Ward Councillor	232	57	289	39.0	310	142	452	61.0	542	199	741	61.7
<b>Total</b>	<b>505</b>	<b>149</b>	<b>654</b>	<b>54.5</b>	<b>383</b>	<b>164</b>	<b>547</b>	<b>45.5</b>	<b>888</b>	<b>313</b>	<b>1201</b>	<b>100.0</b>
<b>%</b>	<b>77.2</b>	<b>22.8</b>		<b>54.5</b>	<b>70.0</b>	<b>30.0</b>		<b>45.5</b>	<b>73.9</b>	<b>26.1</b>		<b>100.0</b>

**Table 12d Candidates by contest - Country v Metropolitan**

Position	Country				Metropolitan				All Councils			
	Contest	No. Contest	Total	%	Contest	No. Contest	Total	%	Contest	No. Contest	Total	%
Mayoral	38	11	49	49.5	45	5	50	50.5	83	16	99	8.2
Area Councillor	0	0	0	0.0	7	0	7	100.0	7	0	7	0.6
Councillor at large	280	36	316	89.3	28	10	38	10.7	308	46	354	29.5
Ward Councillor	213	76	289	39.0	413	39	452	61.0	626	115	741	61.7
<b>Total</b>	<b>531</b>	<b>123</b>	<b>654</b>	<b>54.5</b>	<b>493</b>	<b>54</b>	<b>547</b>	<b>45.5</b>	<b>1024</b>	<b>177</b>	<b>1201</b>	<b>100.0</b>
<b>%</b>	<b>81.2</b>	<b>18.8</b>		<b>54.5</b>	<b>90.1</b>	<b>9.9</b>		<b>45.5</b>	<b>85.3</b>	<b>14.7</b>		<b>100.0</b>

**TABLE 13 CURRENT MEMBERS NOMINATING 2003**

**Table 13a Current member candidates by gender and age range**

Age Range	Male		Female		Total	
	No.	%	No.	%	No.	%
18-24	2	50.0	2	50.0	4	0.6
25-34	11	78.6	3	21.4	14	2.2
35-44	35	64.8	19	35.2	54	8.5
45-54	123	72.4	47	27.6	170	26.7
55-64	181	72.7	68	27.3	249	39.2
65+	113	77.9	32	22.1	145	22.8
<b>Total</b>	<b>465</b>	<b>73.1</b>	<b>171</b>	<b>26.9</b>	<b>636</b>	<b>100.0</b>

**Table 13b Current member candidates standing for council positions by gender**

Candidates	Male		Female		Total	
	No.	%	No.	%	No.	%
Mayoral	53	75.7	17	24.3	70	11.0
Area Councillor	4	100.0	0	0.0	4	0.6
Councillor at large	133	73.1	49	26.9	182	28.6
Ward Councillor	275	72.4	105	27.6	380	59.7
<b>Total</b>	<b>465</b>	<b>73.1</b>	<b>171</b>	<b>26.9</b>	<b>636</b>	<b>100.0</b>

**Table 13c Current members in contested/uncontested elections – Country v Metropolitan**

Position	Country				Metropolitan				All Councils			
	Contest	No. contest	Total	%	Contest	No. contest	Total	%	Contest	No. Contest	Total	%
Mayoral	26	11	37	52.9	28	5	33	47.1	54	16	70	11.0
Area Councillor	0	0	0	0.0	4	0	4	100.0	4	0	4	0.6
Councillor at large	142	29	171	94.0	6	5	11	6.0	148	34	182	28.6
Ward Councillor	110	63	173	45.5	177	30	207	54.5	287	93	380	59.7
<b>Total</b>	<b>278</b>	<b>103</b>	<b>381</b>		<b>215</b>	<b>40</b>	<b>255</b>		<b>493</b>	<b>143</b>	<b>636</b>	
<b>%</b>	<b>73.0</b>	<b>27.0</b>	<b>59.9</b>		<b>84.3</b>	<b>15.7</b>	<b>40.1</b>		<b>77.5</b>	<b>22.5</b>	<b>100.0</b>	

**Table 13d Current members by gender and position contested - Country v Metropolitan**

Position	Country				Metropolitan				All Councils			
	Male	Female	Total	%	Male	Female	Total	%	Male	Female	Total	%
Mayoral	29	8	37	52.9	24	9	33	47.1	53	17	70	11.0
Area Councillor	0	0	0	0.0	4	0	4	100.0	4	0	4	0.6
Councillor at Large	126	45	171	94.0	7	4	11	6.0	133	49	182	28.6
Ward Councillor	135	38	173	45.5	140	67	207	54.5	275	105	380	59.7
<b>Total</b>	<b>290</b>	<b>91</b>	<b>381</b>		<b>175</b>	<b>80</b>	<b>255</b>		<b>465</b>	<b>171</b>	<b>636</b>	
<b>%</b>	<b>76.1</b>	<b>23.9</b>	<b>59.9</b>		<b>68.6</b>	<b>31.4</b>	<b>40.1</b>		<b>73.1</b>	<b>26.9</b>	<b>100.0</b>	

### 3.10 CONTESTED/UNCONTESTED ELECTIONS

See Table 14 for details of uncontested and supplementary elections. A summary follows:

Elections	2000	2003	% change
Contested	192	183	-4.7
Uncontested	97	69	-28.9
Supplementaries required	5	6	20.0
<b>Total</b>	<b>294</b>	<b>258</b>	<b>-12.2</b>

**TABLE 14 UNCONTESTED ELECTIONS & SUPPLEMENTARY ELECTIONS REQUIRED**

<b>COUNCILS with no contested elections: 5 (7.5%)</b>							
Barunga West, Flinders Ranges, Karoonda East Murray, Orroroo/Carrieton and Southern Mallee							
<b>UNCONTESTED ELECTIONS (Nominations = positions available)</b>							
Election type	Country	Metro	2000	2003	Difference	% change	
Mayor	Barossa, Copper Coast, Flinders Ranges, Kangaroo Island, Karoonda East Murray, Mid Murray Council, Murray Bridge, Peterborough, Port Lincoln, Wakefield Regional, Yorke Peninsula (11)	Marion, Mitcham, Salisbury, Walkerville, West Torrens (5)	19	16	-3	-15.8	
Area Councillor		0	0	1	0	-1	
Councillors at large	Barunga West, Clare & Gilbert Valleys, Flinders Ranges, Orroroo/Carrieton (4)	Gawler (1)	3	5	2	66.7	
Ward	Alexandrina (Nangkita-Kuitpo, Strathalbyn), Copper Coast (Paskeville), Goyder (Eudunda, Robertstown), Grant (Port MacDonnell, Tarpeena), Karoonda East Murray (East Murray, Hooper, Molineux), Kingston (Blackford, Woolmit), Light (Dutton, Light), Malalla (Dublin, Two Wells), Mid Murray (Reedy Creek), Mount Remarkable (Coastal), Northern Areas (Georgetown, Jamestown), Robe (Rural), Tatiara (West), Southern Mallee (Bews, Gray, Price Cotton), Wakefield Regional (Central, Eastern, Northern, Southern), Yorke Peninsula (Innes/Penton Vale) (30)	Burnside (Burnside), Campbelltown (Hectorville, River), Charles Sturt (Grange), Holdfast Bay (Brighton), Mitcham (Babbage, Craighburn, Overton), Playford (3), Port Adelaide Enfield (Parks), Salisbury (East, South), Unley (Goodwood South), Walkerville (Medindie/Gilbert), West Torrens (Airport, Keswick, Lockleys, Morphett) (18)	74	48	-26	-35.1	
<b>Total</b>	<b>45</b>	<b>24</b>	<b>97</b>	<b>69</b>	<b>-28</b>	<b>-28.9</b>	
<b>UNCONTESTED ELECTIONS ( Nominations &lt; positions available and the election has partially failed)</b>							
Wards only	Coorong (Lakes & Parks); Karoonda East Murray (Karoonda); Light Regional (Mudla Wirra & Western Barossa); Southern Mallee (Kelly/Scales) (6)						
			5	6	1	20.0	
<b>TOTAL ELECTIONS without contest 12 MAY 2003</b>			<b>102</b>	<b>75</b>	<b>-27</b>	<b>-26.5</b>	

The six supplementary elections required were all ward elections.

## 3.11 VOTING MECHANISMS

### 3.11.1 Postal voting

The returning officer must, as soon as practicable after the 21<sup>st</sup> day before polling day and no later than 14 days before, issue to every eligible elector whose name appears on the voters roll:

- a ballot paper for each contested election;
- a copy of each candidate's profile;
- an instruction sheet;
- a reply paid envelope;
- an opaque envelope bearing a tear off flap for a declaration by the voter to the effect that:
  - the voter is of or above the age of majority (18);
  - the ballot paper contained in the envelope contains his or her vote;
  - he or she has not already voted at the election or poll in the same capacity (any other capacity for the Adelaide City Council) *and*
  - if voting on behalf of a body corporate or group, is eligible to vote.

The total number of electors eligible to be enrolled for the May 2003 local government elections was 1 228 958. 75 elections were uncontested and the total number of ballot packs issued by post was 1 117 232.

### 3.11.2 Preparation and distribution of ballot packs

Initial problems with reconciling roll totals were resolved and the roll extracts for the mail houses were prepared within the required timeframe.

Centralised insertion processes worked well. 500 profiles were replaced at the point of insertion, a far lower rejection rate with fewer procedural problems to iron out than in 2000. The number of ballot packs distributed from the mail house equalled the number on the roll for contested elections. There were few, if any, claims that electors eligible to receive ballot packs, had not received them.

Preparatory discussions on barcoding, expected volumes, rostered staffing allocations, materials storage and window positioning of envelopes proved very worthwhile. Suppliers responding to post-election surveys were 100% satisfied with SEO contact and responsiveness to queries.

Problems in three councils were addressed:

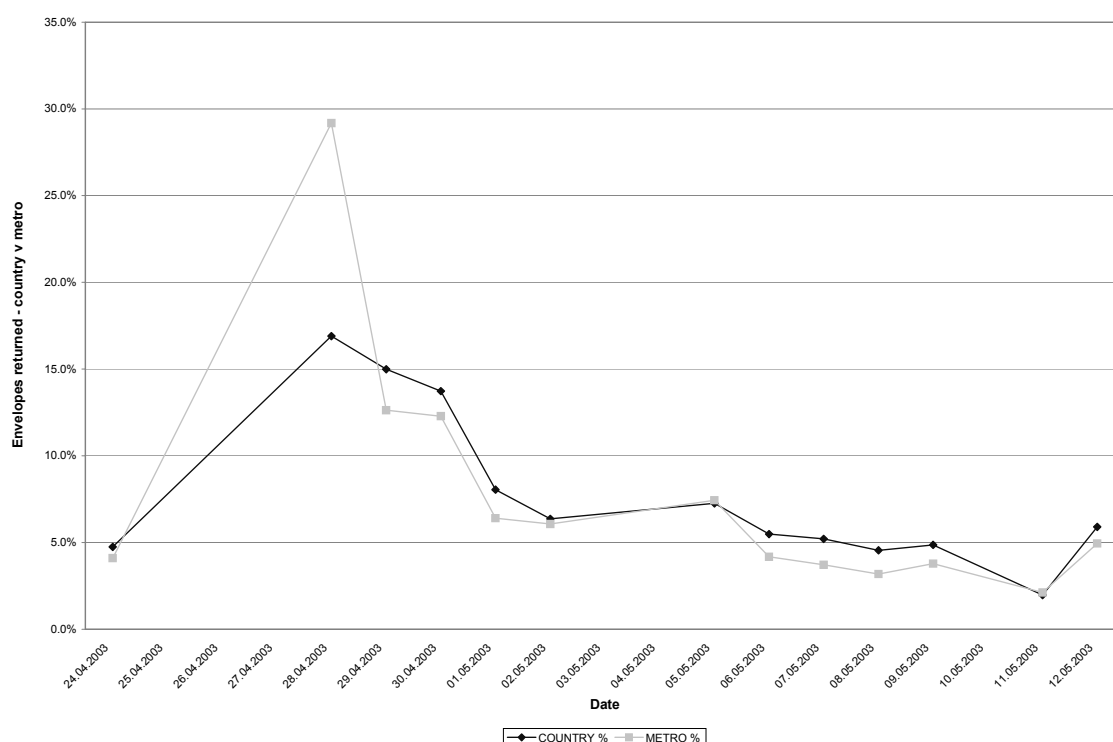
- ballot papers had to be reissued in Marion and Wattle Range due to coding malfunctions - the matters were rectified in a timely fashion with no impact on election outcomes;
- public information was released in Grant to allay elector concerns over returned ballot material arrangements.

Barcoding and envelopes will be subject to review and the office will recommend consideration be given to extending the time period for the preparation of ballot materials and a consequent reduction in the nomination period.

### 3.11.3 Mail return processing

Returns in the first week after the mail-out were high, and slowed in the second week. See Chart 4.

**CHART 4 DECLARATION ENVELOPES RETURNED DAILY AS % OF TOTAL RETURNS COUNTRY V METRO**



As required, records were maintained of:

- voting papers reissued if lost, spoilt or not received;
- all ballot papers issued and returned (LGEA ss37-44).

A total of 1176 reissues were granted for contested elections.

**TABLE 15 DETAILS OF BALLOT PACKS MAILED OUT & RETURNED**

Ballot packs	No.	% of mailout	% of returns
Mailed-out	1117232	100.0	-
Returned - accepted	350809	31.4	96.1
Accepted - omission in error	81	<0.1	<0.1
Returned - rejected	11234	1.0	3.1
Rejected - omission in error	31	<0.1	<0.1
Duplicate removed	347	<0.1	0.1
Ballot paper only	1418	0.1	0.4
Declaration envelope/flap missing	1096	0.1	0.3
<b>Total returned</b>	<b>365016</b>	<b>32.7</b>	<b>100.0</b>
Original removed (reissued)*	641	0.1	0.2
Returned to sender RTS*	23856	2.1	6.5
<b>Total reissued &amp; RTS</b>	<b>24497</b>	<b>2.2</b>	<b>6.7</b>

\* Not included in % as ballot material was issued to the elector twice (the original and the reissue). Returned to sender not included in summary %.

Concerns with the condition of a small number of returned envelopes will be discussed with Australia Post. Quality control processes to marry envelopes counted



on return with official Australia Post data revealed a discrepancy of less than 300 for the entire State.

Polling day delivery of 299 boxes of ballot material from the CPC to 23 councils proceeded more smoothly than in 2000. A coordinator from the contracted transporter supervised external operations for despatch by road; a scheduled flight was used to courier items to Kangaroo Island using a child's ticket for guaranteed loading and a charter plane ferried materials to Port Lincoln, Whyalla and Coober Pedy. Commencing 8am, the final despatch was at 3.55pm. All material was correctly delivered and accounted for with only one minor recall.

### 3.12 RESULT MECHANISMS

All counts to first preferences were undertaken in the local area. This practice will be maintained.

#### 3.12.1 Manual counts

Preferences for 128 elections were distributed and finalised locally.

Procedures at the next elections will be enhanced by the acquisition of software that validates count calculations and confirms count processes to be followed in manual counts. This will reduce the necessity to bring some counts in for centralised data entry.

90% of mayoral counts and 25% of ward counts were received on polling close night compared with 43% and 11% respectively in 2000.

#### 3.12.2 Data entered counts

Ballot papers for 55 elections were taken to a centralised processing facility at Marden for data entry of all ballot papers from a number of SEO, AEC and council managed elections.

Some initial procedural problems were experienced that led to count outcomes being reviewed before results could be confirmed. The office will appoint a dedicated Adelaide City Council count supervisor and will be seeking to update the scrutiny system used for more complex counts.

**TABLE 16      MANUAL & COMPUTERISED COUNTS**

Conducted by	Manual		Computerised		Total
	No.	%	No.	%	
SEO	59	78.7	16	21.3	75
SEO/CNCL	9	75.0	3	25.0	12
CNCL	20	87.0	3	13.0	23
AEC	40	54.8	33	45.2	73
<b>Total 2003</b>	<b>128</b>	<b>69.9</b>	<b>#55</b>	<b>30.1</b>	<b>183</b>
<i>Total 2000</i>	<i>133</i>	<i>69.3</i>	<i>*59</i>	<i>30.7</i>	<i>192</i>

# +2 recounts

\* +3 recounts

#### 3.12.3 Recounts (LGEA s49)

The returning officer may initiate a recount within 48 hours after the provisional declaration a) at his/her own instigation or b) at the request of an unsuccessful candidate.

At the 2003 elections a total of 6 recounts (two by data entry, Prospect and Robe) took place involving a full recheck of envelopes and ballot papers.

Recounts effected were as follows:

Council	Ward	Instigated by	Variance
Burnside	Beaumont	Candidate	No change to 1 <sup>st</sup> preferences – no further counting.
Charles Sturt	Beverley	Candidate	No change
Kingston	Watervalley	Candidate	Margin changed from 8 to 9
Mid Murray	River South	Candidate	No change
Prospect	Highbury	Candidate	Margin changed from 1 to 2
Robe	Town	Returning officer	Margin changed from 1 to 3

In the Adelaide City Council mayoral election, before considering a full recount, the returning officer consented to ballot papers for the candidate continuing in the count to be examined to allay concerns that a reversal in result could have been achieved should that candidate have been first excluded.

There was no change to first preferences and the ballot paper distribution was accepted by candidates.

In Port Adelaide Enfield, the preference distribution for one candidate was re-examined and original count data confirmed.

Some other requests for recounts were rejected by the returning officer on the basis that there would be no prospect of alteration to the results of the election.

The count for Murray Bridge – Monarto Ward – was subject to fresh examination but not until shortly after the expiry of the 48 hour deadline. Consequently the returning officer was unable to reverse the provisionally declared result and the matter was determined by court order (see 4.2.2 *Simmons v Tully* under judicial review). The result accepted by the court changed the result from an equality of votes to a margin of 2 in the petitioner's favour.

The overall variance in the four elections where votes were amended was 0.2%. In two of the recounts, ballot papers originally deemed informal were brought into the count.

The office will be seeking an extension of the recount deadline from 48 to 72 hours to allow a longer timeframe in which to review all counts.

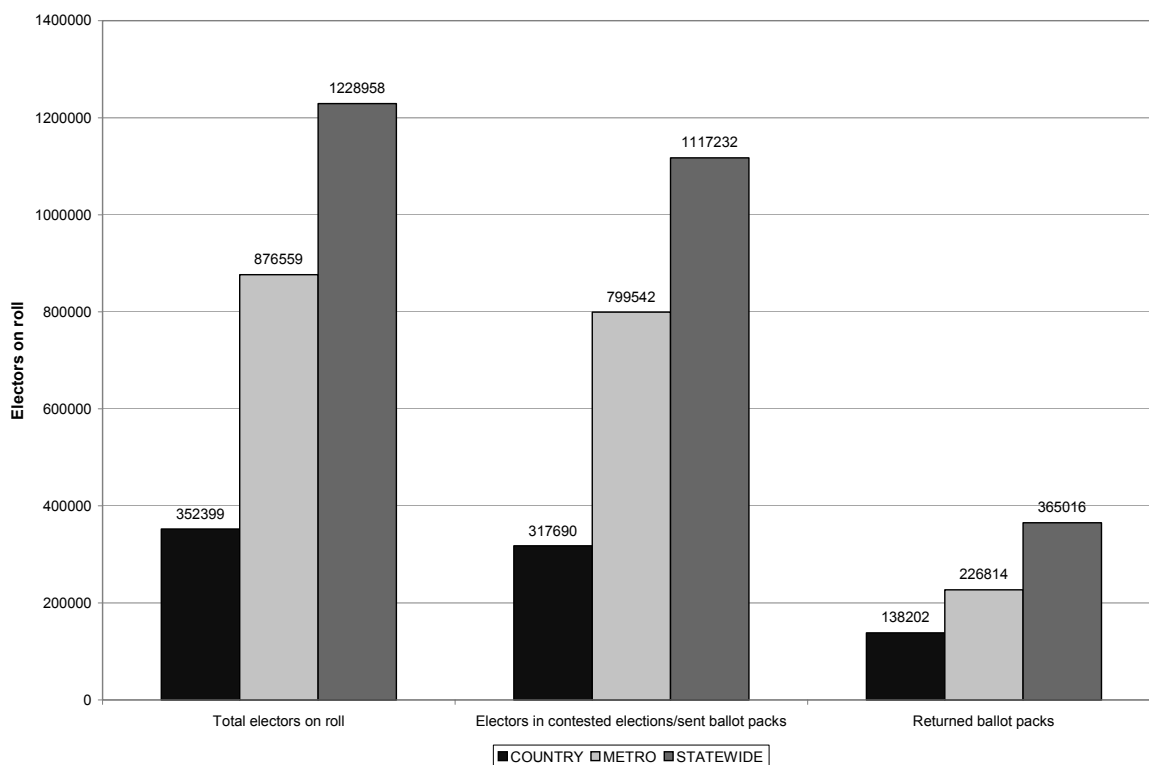
### 3.13 VOTING OUTCOMES

#### 3.13.1 Turnout

Turnout in 2003 was 32.7% on a statewide basis, down 7.4% from 2000. The timing of the mail-out of the ballot packs may have been a factor in the reduced return. The packs were mailed out from Tuesday 22 to Monday 28 April 2003, for the most part during the post Easter and Anzac Day week which was also the second week of the school holidays when many electors may have been away.

Nine councils in 2000 had no elections, five in 2003 with Karoonda East Murray the only council to hold no periodic elections on either occasion. Turnout increased in five of the remaining 54 councils - Adelaide 1%, Loxton Waikerie 1.2%, Port Augusta 3.7%, Mount Gambier 5.9% and Ceduna 8.4%.

**CHART 5 ELECTORS ON ROLL, IN CONTESTED ELECTIONS, RETURNING BALLOT PACKS**



**TABLE 17 ELECTORS RETURNING BALLOT PACKS**

**Table 17a Electors on roll & returning ballot packs, Country v Metro**

Country/ Metro	Total electors		Returned ballot packs	
	*(a) On roll	(b) Contested elections	No.	%
Country	352399	317690	138202	43.5
Metro	876559	799542	226814	28.4
<b>Statewide</b>	<b>1228958</b>	<b>1117232</b>	<b>365016</b>	<b>32.7</b>

\* HA and Council Voters roll

**Table 17b Lowest & highest turnout in contested elections, Country v Metro**

Turnout %	Country	Metro	Statewide
Lowest	28.4	23.3	23.3
Highest	68.2	41.5	68.2
<b>Average</b>	<b>43.5</b>	<b>28.4</b>	<b>32.7</b>

The percentage difference in turnout between May 2000 and May 2003 ranged from -24.4% in Port Lincoln to +8.4% in Ceduna. See Table 18 for further details.

**TABLE 18 TURNOUT FOR EACH COUNCIL AT CONTESTED ELECTIONS 2000 & 2003**

COUNCIL	C/M	2000			2003			% difference 2000-03
		No. Eligible Electors	Returned Ballot Packs	Turnout %	No. Eligible Electors	Returned Ballot Packs	Turnout %	
Adelaide	M	18936	7559	39.9	19740	8070	40.9	1.0
Adelaide Hills	C	30407	12053	39.6	30149	10270	34.1	-5.6
Alexandrina	C	18285	8120	44.4	20225	7304	36.1	-8.3
Barossa	C	14972	6150	41.1	15636	5516	35.3	-5.8
Barunga West	C	2927	1663	56.8	No Election			NA
Berri Barmera	C	8262	4632	56.1	8176	4155	50.8	-5.2
Burnside	M	34694	14025	40.4	35426	10726	30.3	-10.1
Campbelltown	M	31976	10832	33.9	38013	11359	29.9	-4.0
Ceduna	C	2662	1345	50.5	2627	1549	59.0	8.4
Charles Sturt	M	85758	31769	37.0	85512	25421	29.7	-7.3
Clare & Gilbert Valleys	C	4023	2163	53.8	6824	3270	47.9	-5.8
Cleve	C	No Election			1596	1030	64.5	NA
Cooper Pedy	C	2008	1073	53.4	2044	866	42.4	-11.1
Coorong	C	5058	2732	54.0	2277	1047	46.0	-8.0
Copper Coast	C	9279	5187	55.9	10128	4502	44.5	-11.4
Elliston	C	No Election			1179	765	64.9	NA
Flinders Ranges	C	1610	966	60.0	No Election			NA
Franklin Harbour	C	No Election			1173	749	63.9	NA
Gawler	M	13606	6235	45.8	14243	5909	41.5	-4.3
Goyder	C	2280	1372	60.2	2180	1284	58.9	-1.3
Grant	C	5070	2328	45.9	6857	3136	45.7	-0.2
Holdfast Bay	M	28570	12318	43.1	29375	11632	39.6	-3.5
Kangaroo Island	C	4540	2531	55.7	4590	2201	48.0	-7.8
Karoonda East Murray	C	No Election			No Election			NA
Kimba	C	No Election			1056	720	68.2	NA
Kingston	C	1587	1102	69.4	1408	859	61.0	-8.4
Le Hunte	C	No Election			1217	742	61.0	NA
Light	C	8352	3944	47.2	8783	2709	30.8	-16.4
Lower Eyre Peninsula	C	3743	2068	55.2	3933	1777	45.2	-10.1
Loxton Waikerie	C	9061	4833	53.3	9076	4946	54.5	1.2
Mallala	C	4746	2121	44.7	3408	1066	31.3	-13.4
Marion	M	60354	22242	36.9	65458	15387	23.5	-13.3
Mid Murray	C	6877	3319	48.3	9425	3888	41.3	-7.0
Mitcham	M	32922	11983	36.4	25256	7140	28.3	-8.1
Mount Barker	C	17782	6989	39.3	18655	5298	28.4	-10.9
Mount Gambier	C	16591	7509	45.3	17732	9076	51.2	5.9
Mount Remarkable	C	556	379	68.2	2229	1382	62.0	-6.2
Murray Bridge	C	13825	6608	47.8	13331	5077	38.1	-9.7
Naracoorte Lucindale	C	6581	3710	56.4	6707	3615	53.9	-2.5
Northern Areas	C	3351	2164	64.6	1885	1003	53.2	-11.4
Norwood, Payneham & St Peters	M	31843	11300	35.5	30463	10452	34.3	-1.2
Onkaparinga	M	111551	37812	33.9	114412	26634	23.3	-10.6
Orroroo/Carrieton	C	985	659	66.9	No Election			NA
Peterborough	C	No Election			1774	858	48.4	NA
Playford	M	48965	18254	37.3	47735	12922	27.1	-10.2
Port Adelaide Enfield	M	82668	30942	37.4	82313	23108	28.1	-9.4
Port Augusta	C	3958	1979	50.0	9819	5268	53.7	3.7
Port Lincoln	C	9686	5643	58.3	10092	3414	33.8	-24.4
Port Pirie	C	13197	6809	51.6	12548	5924	47.2	-4.4
Prospect	M	15922	5332	33.5	16064	5095	31.7	-1.8
Renmark Paringa	C	6868	3486	50.8	7003	3496	49.9	-0.8
Robe	C	1804	1152	63.9	1937	1178	60.8	-3.0
Salisbury	M	83356	30380	36.4	64058	15472	24.2	-12.3
Southern Mallee	C	631	413	65.5	No Election			NA
Streaky Bay	C	1827	1143	62.6	1891	996	52.7	-9.9
Tatiara	C	1691	1122	66.4	3898	1994	51.2	-15.2
Tea Tree Gully	M	77344	25303	32.7	76953	20372	26.5	-6.2
Tumby Bay	C	2384	1609	67.5	2399	1471	61.3	-6.2
Unley	M	31266	12073	38.6	30557	9696	31.7	-6.9
Victor Harbor	C	11479	5613	48.9	12180	5681	46.6	-2.3
Wakefield	C	No Election			1047	509	48.6	NA
Walkerville	M	No Election			3878	1558	40.2	NA
Wattle Range	C	10217	5553	54.4	10272	5166	50.3	-4.1
West Torrens	M	48329	20039	41.5	20086	5861	29.2	-12.3
Whyalla	C	15308	7525	49.2	14738	6095	41.4	-7.8
Yankalilla	C	3359	1690	50.3	4960	2313	46.6	-3.7
Yorke Peninsula	C	13211	6994	52.9	8626	4037	46.8	-6.1
<b>TOTALS</b>		<b>1139100</b>	<b>456849</b>	<b>40.1</b>	<b>1117232</b>	<b>365016</b>	<b>32.7</b>	<b>-7.4</b>

### 3.13.2 Candidate summary results

**TABLE 19 CANDIDATE SUMMARY RESULTS**

**Table 19a Elected candidates**

Candidates elected	2000	2003			% change
	Statewide	Country	Metro	Statewide	
At Count 1 with quota	242	149	101	250	+3.3
Quota after preferences	253	177	102	279	+10.3
Below quota	40	14	25	39	-2.5
Unopposed	226	123	54	177	-21.7
<b>Total</b>	<b>761</b>	<b>463</b>	<b>282</b>	<b>745</b>	<b>-2.1</b>

Candidates elected	Mayoral	Councillors			Total
		Area	At large	Ward	
At Count 1 with quota	23	1	66	160	250
Quota after preferences	6	3	122	148	279
Below quota	3	-	9	27	39
Unopposed	16	-	46	115	177
<b>Total</b>	<b>48</b>	<b>4</b>	<b>243</b>	<b>450</b>	<b>745</b>

**Table 19b Excluded candidates**

Candidates excluded	2000	2003			% change
	Statewide	Country	Metro	Statewide	
Before Count 1*	1*	-	-	-	-
At Count 2	32	6	26	32	-
After preferences	159	99	123	222	+39.6
<b>Total</b>	<b>192</b>	<b>105</b>	<b>149</b>	<b>254</b>	<b>+32.3</b>

\* Ballot papers received for a deceased candidate were distributed to the next available preference prior to 1<sup>st</sup> count

Candidates excluded	Mayoral	Councillors			Total 2003
		Area	At large	Ward	
Before Count 1*	-	-	-	-	-
At Count 2	9	-	1	22	32
After preferences	5	2	91	124	222
<b>Total</b>	<b>14</b>	<b>2</b>	<b>92</b>	<b>146</b>	<b>254</b>

**Table 19c Unsuccessful candidates remaining at the conclusion of the election**

Candidates remaining in the count	2000	Mayoral	Councillors			Total 2003	% change
	Statewide		Area	At large	Ward		
Country	84	19	-	19	48	86	+2.4
Metro	125	18	1	-	97	116	-7.2
<b>Total</b>	<b>209</b>	<b>37</b>	<b>1</b>	<b>19</b>	<b>145</b>	<b>202</b>	<b>-3.3</b>

### 3.13.3 Members elected

Observations on age and gender of elected representatives:

- 37% of newly elected representatives were in the 55-64 year old age range followed by 27.5% in the 45-54 year age range;
- female representatives comprised 26.6% of those elected (26.1% of candidates);
- 27.6% of elected ward councillors were female, 20.8% of elected mayors;
- female representatives comprised 33% of elected representatives in the metropolitan area, 22.5% in country councils.

**TABLE 20 ELECTED REPRESENTATIVE STATISTICS**

**Table 20a Elected representatives by gender and age range**

Age Range	Male		Female		Total	
	No.	%	No.	%	No.	%
18-24	7	77.8	2	22.2	9	1.2
25-34	20	60.6	13	39.4	33	4.4
35-44	62	70.5	26	29.5	88	11.8
45-54	147	71.7	58	28.3	205	27.5
55-64	204	73.9	72	26.1	276	37.0
65+	107	79.9	27	20.1	134	18.0
<b>Total</b>	<b>547</b>	<b>73.4</b>	<b>198</b>	<b>26.6</b>	<b>745</b>	<b>100.0</b>

**Table 20b Elected representatives by gender and position contested**

Candidates	Male		Female		Total	
	No.	%	No.	%	No.	%
Mayoral	38	79.2	10	20.8	48	6.4
Area Councillor	3	75.0	1	25.0	4	0.5
Councillor at large	180	74.1	63	25.9	243	32.6
Ward councillor	326	72.4	124	27.6	450	60.4
<b>Total</b>	<b>547</b>	<b>73.4</b>	<b>198</b>	<b>26.6</b>	<b>745</b>	<b>100.0</b>

**Table 20c Elected representatives by gender and position country and metropolitan**

Position	Country				Metropolitan				All Councils			
	Male	Female	Total	%	Male	Female	Total	%	Male	Female	Total	%
Mayoral	24	4	28	58.3	14	6	20	41.7	38	10	48	6.4
Area Councillor	0	0	0	0.0	3	1	4	100.0	3	1	4	0.5
Councillor at large	168	57	225	92.6	12	6	18	7.4	180	63	243	32.6
Ward Councillor	167	43	210	46.7	159	81	240	53.3	326	124	450	60.4
<b>Total</b>	<b>359</b>	<b>104</b>	<b>463</b>		<b>188</b>	<b>94</b>	<b>282</b>		<b>547</b>	<b>198</b>	<b>745</b>	
<b>%</b>	<b>77.5</b>	<b>22.5</b>	<b>62.1</b>		<b>66.7</b>	<b>33.3</b>	<b>37.9</b>		<b>73.4</b>	<b>26.6</b>	<b>100.0</b>	

Observations on members from previous council re-elected:

- female members from the previous council comprised 25.5% compared with 74.5% males;
- members of previous council were more likely to be older (nearly 40% aged 55-64 and 22% 65+);
- proportionately more females were elected to metropolitan than country councils.

**TABLE 21 MEMBERS FROM PREVIOUS COUNCIL RE-ELECTED MAY 2003**

**Table 21a Members of the previous council elected by gender and age range**

Age Range	Male		Female		Total	
	No.	%	No.	%	No.	%
18-24	2	66.7	1	33.3	3	0.6
25-34	11	84.6	2	15.4	13	2.5
35-44	28	66.7	14	33.3	42	8.2
45-54	102	73.4	37	26.6	139	27.3
<b>55-64</b>	148	74.0	52	26.0	200	39.2
65+	89	78.8	24	21.2	113	22.2
<b>Total</b>	<b>380</b>	<b>74.5</b>	<b>130</b>	<b>25.5</b>	<b>510</b>	<b>100.0</b>

**Table 21b Members of the previous council elected by council position and gender**

Candidates	Male		Female		Total	
	No.	%	No.	%	No.	%
Mayoral	35	79.5	9	20.5	44	8.6
Area Councillor	2	100.0	0	0.0	2	0.4
Councillor at large	119	74.8	40	25.2	159	31.2
Ward Councillor	224	73.4	81	26.6	305	59.8
<b>Total</b>	<b>380</b>	<b>74.5</b>	<b>130</b>	<b>25.5</b>	<b>510</b>	<b>100.0</b>

**Table 21c Members of the previous council re-elected by gender – Country v Metropolitan and position to which elected**

Position	Country				Metropolitan				All Councils			
	Male	Female	Total	%	Male	Female	Total	%	Male	Female	Total	%
Mayoral	22	4	26	59.1	13	5	18	40.9	35	9	44	8.6
Area Councillor	0	0	0	0.0	2	0	2	100.0	2	0	2	0.4
Councillor at large	113	36	149	93.7	6	4	10	6.3	119	40	159	31.2
Ward Councillor	115	32	147	48.2	109	49	158	51.8	224	81	305	59.8
<b>Total</b>	<b>250</b>	<b>72</b>	<b>322</b>		<b>130</b>	<b>58</b>	<b>188</b>		<b>380</b>	<b>130</b>	<b>510</b>	<b>100.0</b>
<b>%</b>	<b>77.6</b>	<b>22.4</b>		<b>63.1</b>	<b>69.1</b>	<b>30.9</b>		<b>36.9</b>	<b>74.5</b>	<b>25.5</b>		

### 3.13.4 Informality

Overall informality was 1.9% compared with 2.3% in 2000. Informality ranged from 7.5% (Charles Sturt – Findon Ward) to 0.0% in three elections (Ceduna – Mayoral, Mount Remarkable – Forest Ward and Northern Areas – Spalding Ward).

**TABLE 22 INFORMALITY BY ELECTION TYPE**

Election type	2000 %	2003 ballot papers			% change
		Formal	Informal	%	
Mayoral	0.6	253377	1098	0.4	-0.2
Councillor					
Area	2.6	10004	302	2.9	+0.3
At large	4.6	62692	2550	3.9	-0.7
Ward	3.7	241402	6751	2.7	-1.0
<b>Statewide</b>	<b>2.3</b>	<b>567475</b>	<b>10701</b>	<b>1.9</b>	<b>-0.4</b>

Informality was again highest in the elections for councillors at large (3.9%) though this decreased from 2000. These elections had between 6 to 13 vacancies and 8 to 28 candidates standing. In elections to fill one vacancy the elector only had to mark one preference on the ballot paper. For elections with more than one vacancy the elector was required to mark at least the number of preferences as there were vacancies.

**TABLE 23 INFORMALITY % LOWEST/HIGHEST PER ELECTION TYPE**

% informality	Mayoral	Councillor			
		Area	At large	Ward	Statewide
Highest	2.8	-	7.4	7.5	7.5
Lowest	0.0	-	0.3	0.0	0.0
Average	0.4	2.9	3.9	2.7	1.9

**TABLE 24 % INFORMALITY IN THE 23 AREA COUNCILLOR/COUNCILLOR AT LARGE ELECTIONS**

Councillor at large elections	Vacancies x	
	Candidates	Informality %
Cooper Pedy	8 x 9	7.4
Loxton Waikerie	12 x 18	6.3
Port Pirie	12 x 19	5.2
Barossa	13 x 15	4.9
Victor Harbor	10 x 16	4.4
Port Augusta	9 x 23	4.4
Whyalla	10 x 18	4.1
Berri Bamera	10 x 17	4.0
Renmark Paringa	8 x 16	3.9
Adelaide	8 x 28	3.4
Naracoorte Lucindale	10 x 12	3.2
Port Lincoln	10 x 12	3.0
Kangaroo Island	9 x 10	2.8
Ceduna	8 x 17	2.1
Elliston	8 x 12	2.0
Tumby Bay	9 x 10	2.0
Peterborough	8 x 9	1.9
Lower Eyre Peninsula	7 x 9	1.9
Cleve	8 x 10	1.2
Le Hunte	7 x 8	1.0
Franklin Harbour	6 x 10	0.7
Kimba	7 x 10	0.3
<b>Area councillor election</b>		<i>Informality %</i>
Campbelltown	4 x 7	2.9



**TABLE 25            INFORMALITY OCCURRENCES STATEWIDE BY ELECTION TYPE**

Informality %	Mayoral	Councillor			Statewide
		Area	At large	Ward	
0 - 0.9	30		3	20	53
1 - 1.9	1		4	36	41
2 - 2.9	1	1	3	40	45
3 - 3.9			5	14	19
4 - 4.9			4	7	11
5 - 5.9			1	6	7
6 - 6.9			1	3	4
7 - 7.9			1	2	3
<b>Total</b>	<b>32</b>	<b>1</b>	<b>22</b>	<b>128</b>	<b>183</b>

One mayoral and two ward elections were finalised with no informal ballot papers lodged.

- 3.13.5 The election process is concluded (LGEA ss50, 51) by:
- forwarding a return to the council CEO certifying the election of candidates to vacancies;
  - notifying all candidates, in writing, of the result of the election;
  - giving public notice of the result of the election;
  - preparing and certifying a return of ballot paper and ballot envelope usage.

The SEO notes that the first council meetings after the elections are sometimes held during the week the poll closes. The office would welcome council moves to schedule such meetings no earlier than the week following the conclusion of all elections. This would allow timely conclusion to all counts, the expiry of the recount request period, any consequent recounts to be conducted and the review of all aspects of the count and administrative processes to be followed through.

- 3.13.6 A council CEO is responsible for administering Part 14 of the Local Government (Elections) Act, relating to candidates' campaign donations returns (Adelaide City Council: Part 8 of the City of Adelaide Act – campaign donations and expenditure).

Following the 2000 elections the Electoral Commissioner wrote to 8 candidates who had failed to lodge the appropriate returns. In all instances compliance followed.

In 2003, only one or two matters were expected to be brought to the attention of the Electoral Commissioner. The office is seeking clarification for all candidates as to the commencement date for notating the receipt of campaign donations to allow proper completion of the official return.



## 4. Election Investigations



The Electoral Commissioner may:

- investigate any matter concerning the operation or administration of the Act, including a matter that may involve a breach of the Act; or
- bring proceedings for an offence against the Act (LGEA s92).

If the Electoral Commissioner decides to take action as a result of an investigation, including bringing proceedings for an offence, and it appears that a council has a material interest in the matter, the Electoral Commissioner must provide council with a written report on the matter.

In general, candidates or authorisers of material are notified immediately of complaints raised against them and are asked for a response. After the elections are concluded all complaints are reassessed in consultation with specialist Crown Solicitor's Office staff. As at 5 September 2003 126 complaints were received with the vast majority being lodged prior to polling day.

This section of the report will overview complaint matters and electoral roll matters that were the subject of enquiry.

### 4.1 ELECTORAL ROLL MATTERS

Most electors have a voting entitlement for the address at which they live and are enrolled. An elector owning property or having a voting entitlement for a body corporate or group may exercise more than one entitlement including multiple entitlements in the same election. However, the 19 740 Adelaide City Council electors could only exercise one entitlement to vote for the capital city election.

These were the third periodic elections for the Adelaide City Council for which electors could exercise only one entitlement and, despite publicity and clear instructions, a significant number of electors attempted to vote in more than one capacity. As a consequence, no votes from such electors were counted.

Around 150 electors in the Adelaide City Council elections who attempted to vote in more than one capacity were written to, advised of the implications of their actions and that, if the law remained the same and they attempted to vote in more than one capacity in the future, they faced prosecution action. A successful prosecution could result in significant penalties. The following table details the number of votes that were not counted in ACC elections as a result of eligible electors attempting to vote in more than one capacity.

Election Year	ACC votes not counted
1998	621
2000	379
2003	349

The case of one person who voted in more than one capacity and who used different personal details in doing so is still being assessed by prosecutorial staff of the Crown Solicitor's Office.

An investigation was conducted into the enrolment of around 26 people who were enrolled with council specific entitlements on the Adelaide City Council voters roll. For 12 people it was concluded that a person other than the elector had signed the application form. Votes from three of these individuals were returned but not counted as the signatures on the declaration envelope did not match those on the enrolment form. Letters of warning were sent to appropriate individuals and the council was advised to review the subject enrolments.

## 4.2 JUDICIAL REVIEW

### 4.2.1 Candidate complaints

A total of 126 complaints were received across 27 councils, compared with 112 and 32 for the May 2000 elections. In most cases alleged offenders were written to the same day and in all instances a direct approach was taken to complaint handling.

**TABLE 26 COMPLAINTS RECEIVED**

Nature of Complaint	No. Received	
	2003	2000
Inaccurate and misleading electoral material (LGEA s28)	79	39
Authorisation as required by (LGEA s27)	12	29
Candidate behaviour	15	30
System of voting	2	7
Ballot papers not received	1	4
Security of voting systems	2	4
Voters roll and entitlement issues	3	4
Profiles	3	4
Bribery/fraud/intimidation	5	3
Eligibility to nominate as a candidate	3	2
Media treatment	0	2
Defacing/damaging of electoral material	1	1
<b>TOTAL</b>	<b>126</b>	<b>112</b>

It was advised that four specific matters would be brought to the attention of reviewers:

- the perceived misuse of council money to advantage/promote current members in the lead up to elections;
- the anomaly between the single voting entitlement for federal/State elections and multiple entitlements for local government elections (except for Adelaide City Council);
- the current inability of the returning officer to ensure the removal of names of persons known to have died after roll closure from files used for the mail-out of ballot materials;
- the naming of third parties in campaign material without the express permission of those named.

Other concerns included:

Complaint	Action
Different profile produced to the one printed	Not supported.
Nomination not included on the ballot paper	Not supported.
Typographical errors occurred in profiles from two councils that were released into the public domain	No action in one council as error deemed insignificant. Corrective action in the other - material was reproduced in the area in the correct format.

## NOTICES PLACED IN RESPONSE TO ELECTOR CONCERNS

### AMENDMENT

#### City of Port Adelaide Enfield



##### ELECTION OF MAYOR

It has come to my attention that a proofing oversight has resulted in a word not being included in two Mayoral candidates' profiles. To remedy this, I hereby issue the full text provided by the candidates.

Profiles for each of the 4 candidates are printed below in the same order as their names appear on the ballot paper. This information has been provided by the candidates and neither the Returning Officer nor City of Port Adelaide Enfield take responsibility or bear liability for the information contained within.

##### Steve Tully, Returning Officer

##### PIETERS, Hans

Imagination gives us the opportunity to set goals and the drive to achieve them. Imagine the neighbourhood and environment you want. Imagine the best future – jobs for young people; services for elderly, playgrounds, bike paths, well maintained footpaths. I believe Council policies should be based on 6 principles: Value for money; Safe neighbourhoods; Sustainable environments; Fairness; Respect for diversity and Support for local clubs, churches, schools and community groups. As Mayor I will provide leadership for planning, community consultation and accountability. I will ensure our human, natural and financial resources benefit all parts of Port Adelaide Enfield. While working for the SA Government on housing and urban issues I have studied for a Masters in Regional and Urban Planning. I have past experience as a Councillor and Mayor. It is time for practical action. Support effective, efficient, stable Council. Vote now to make it happen.

Authorised by: J.G. Pieters, 54 Wills St, Largs Bay

##### BARR, Fiona

You deserve the choice for your Mayor, someone totally independent from party politics and big business, who will listen to, and represent all residents. A Kilburn resident working as a Financial Services Officer, my university qualifications are a BA majoring in Economics and a Graduate Diploma. My extensive community involvement includes time as Chairperson of the Kilburn/Blair Athol Community Action Group and committee person for the award winning Chicago Fair. The only Australian resident who survived the terrorist attacks on the World Trade Centre, I'm active in Victim Support Services, and encourage greater Council involvement in Crime Prevention. I support improving Council's recycling service to user-friendly wheelie bins; progress, but not over-development of our suburbs. I propose reducing expenditure on consultants and lawyers, minimising rates and improving services for senior citizens. My contact number is 0401 421 820. A Mayor who will put you first - Vote 1 Fiona Barr.

Authorised by: M Gaspari, 4 Preston St, Blair Athol

##### JOHANSEN, Bruce

I am 5th generation of my family and have lived and worked in the North-Western suburbs all my life. I have been a councillor for the Port Adelaide Enfield Council for the past 6 years and wish to run for the office of Mayor. I have worked for Marine and Harbours and the Australian Submarine Corporation, have been actively involved with small business and sit on many committees and boards. Being semi retired, I can be a full time Mayor. I will work towards a better health system for all people, fair and balanced attention to all suburbs, cleaner waterways, protection of heritage and strong support for local clubs and associations. I will encourage development to promote local jobs. Strong and clear leadership is my commitment to you. I am committed to putting in place the right priorities and working hard for all rate payers.

Authorised by: Bruce Johansen, 47 Tucker Crescent, North Haven Ph: 8248 4698

##### BEILBY, Christopher

People seem to trust me and often enjoy working with me. I will work hard to see Council works effectively and delivers excellent services for lowest costs. From the time I left Uni on my father's sudden death to run the family Murray River irrigation property, I have 30 years sound business experience, management abilities, Council expertise. I conceived and launched the National Farmers Federation, created a tourist attraction that became a compulsory stop for the nation's largest Tour Operator, 'birthed' a 100 km National Marine Park and \$70m CBD Park, secured the venue for current F1 motorcycle GP, headed a Community organisation representing 300,000 residents re Council matters, revived and 'protected' two major business centres, etc. It would be sad if Port Adelaide Enfield loses its irreplaceable public and waterfront lands to inappropriate unit developments.

Authorised by: Christopher Beilby, 344A Main North Rd, Blair Athol Ph: 8344 2720

STELOF000415

### PUBLIC NOTICE

#### City of Campbelltown



##### PERIODICAL ELECTIONS

Electoral material published and distributed by a number of candidates in the City of Campbelltown Council elections contains an incorrect statement. The material makes mention that electors must have someone witness their declaration by signing in the space provided.

I hereby advise that there is no witness requirement and electors should refer to the Instructions for Voting which is included in all ballot packs.

The return of the completed ballot papers must reach the Deputy Returning Officer by no later than 12 noon on Monday 12 May 2003.

Steve Tully  
Returning Officer

STELOF000418

### PUBLIC NOTICE

#### Light Regional Council



##### MAYORAL ELECTION

Local media articles and public notices published by newspapers within the Light Regional Council area may have created some confusion in relation to the Mayoral election.

I hereby advise that the election is still taking place as no candidate's withdrawal has been accepted by me as Returning Officer. All electors wishing to vote in the Mayoral election should do so.

The return of the completed ballot papers must reach the Deputy Returning Officer by no later than 12 noon on Monday 12 May 2003.

Steve Tully  
Returning Officer

STELOF000420

At the time of reporting all but three investigations had been completed. It was still possible more complaints could be lodged about candidate behaviour that had just become known to another candidate and, indeed, two of the outstanding matters had been only recently received. Of the 123 completed matters, it was decided that no prosecution action would be commenced. However, 21 letters of caution were issued and if recipients of these letters offend in the future then they are almost certain to face prosecution action.

The decision not to prosecute is only arrived at after joint assessment with the Crown Solicitor's Office and this assessment concentrates on:

- what mischief, if any, has actually occurred;
- whether, regardless of any technical matter, it was clear who was taking responsibility for the material;
- the response of the authoriser following notification of the complaint;
- the public interest and costs involved in mounting a prosecution.

The major reasons for the increase in complaints is a result of candidates and electors being offended by electoral material which they considered to be inaccurate and misleading. It is an offence to publish a statement that purports to be a statement of fact that is misleading and inaccurate to a material extent. It is not an offence to publish an opinion. Many candidates are offended by statements of opinion.

Some of the more significant warnings involved a candidate holding a free BBQ during the campaign which an elector took to be a bribe and a number of candidates in the Campbelltown area who indicated that electors signatures needed to be witnessed when this was not the case. The candidates involved and the returning officer published correcting statements (*see previous page for advertisements placed by the SEO in response to elector concerns*).

#### 4.2.2 Court of Disputed Returns

Three matters were referred by candidates to the Court of Disputed Returns for resolution, with the Electoral Commissioner being the respondent to one.

*Simmons v Tully & Sanders*<sup>2</sup>

A clerical problem led to double-counting of 15 votes and consequent non-compliance with legislative requirements in the count for the Murray Bridge, Monarto Ward election. The relief sought by both the petitioner and the Electoral Commissioner was that the original declaration for the final vacancy be overturned and that Simmons be declared elected pursuant to section 71(1)(f) which gives the court the power to declare:

- (i) that a person who was returned as elected was not duly elected; and
- (ii) that a candidate who was not returned as elected was duly elected;

A judgement to that effect was handed down.

The office indemnified council for costs awarded to the petitioner and met out of pocket expenses of the unsuccessful candidate.

---

<sup>2</sup> *Simmons v Tully & Sanders* [2003] SADC108

### Scalzi v Winderlich<sup>3</sup>

The petitioner's claim that an erroneous campaign policy statement (Norwood, Payneham & St Peters Council – Payneham Ward) by the defendant was misleading to a material extent (LGEA s28) and had that information not been published the result might have been in his favour, was not accepted by the Court. The defendant did not refute that a 'statement in error' had been made. However, as this was not the only policy statement on the flyer and no evidence was brought to substantiate the petitioners claim, no case was made and the petition was dismissed.

The petitioner was required to pay the respondent's costs.

In this case and in Simmons v Tully reference was made to Featherston v Tully<sup>4</sup> that made summary of common law principles of electoral legislation as the benchmark.

### Pierson v Kleanthi

This petition was withdrawn. The matter originally related to alleged misleading advertising in Norwood, Payneham and St Peters – Kensington Ward election.

## 4.3 AUDIT AND BALLOT PAPER ANALYSES

### 4.3.1. Rejected envelopes

14 126 returned envelopes, 3.9% of all those returned for processing, were rejected prior to the count. Information on rejected envelopes is initially used by the DRO to explain to any scrutineers why envelopes have not been admitted to scrutiny. For the first time at these elections, all DROs were asked to forward statistics on reasons for rejecting envelopes and the data were amalgamated.

**TABLE 27 REASONS FOR REJECTION OF DECLARATION ENVELOPES  
COUNTRY & METRO COUNCILS**

Reason for Rejection	Rejected envelopes					
	Country		Metro		Total	
	No.	%	No.	%	No.	%
Ballot Papers Outside Envelope	281	6.2	370	3.9	651	4.6
Declaration Flap Missing	211	4.7	591	6.2	802	5.7
No Witness	3	0.1	18	0.2	21	0.1
No Signature	2472	54.6	4615	48.1	7087	50.2
Candidate Signature Required	0	0.0	0	0.0	0	0.0
Candidate Assistance	3	0.1	0	0.0	3	0.0
Wrong Signature	898	19.8	2361	24.6	3259	23.1
Power Of Attorney	33	0.7	63	0.7	96	0.7
Signature Identification	5	0.1	7	0.1	12	0.1
Declaration Envelope Missing	78	1.7	216	2.3	294	2.1
Elector Information Removed	6	0.1	11	0.1	17	0.1
Ballot Papers Only	462	10.2	956	10.0	1418	10.0
Rejected Omission in Error	21	0.5	10	0.1	31	0.2
Online Rejects	54	1.2	34	0.4	88	0.6
Duplicate Removed*	0	0.0	347	3.6	347	2.5
<b>Total</b>	<b>4527</b>	<b>100.0</b>	<b>9599</b>	<b>100</b>	<b>14126</b>	<b>100.0</b>

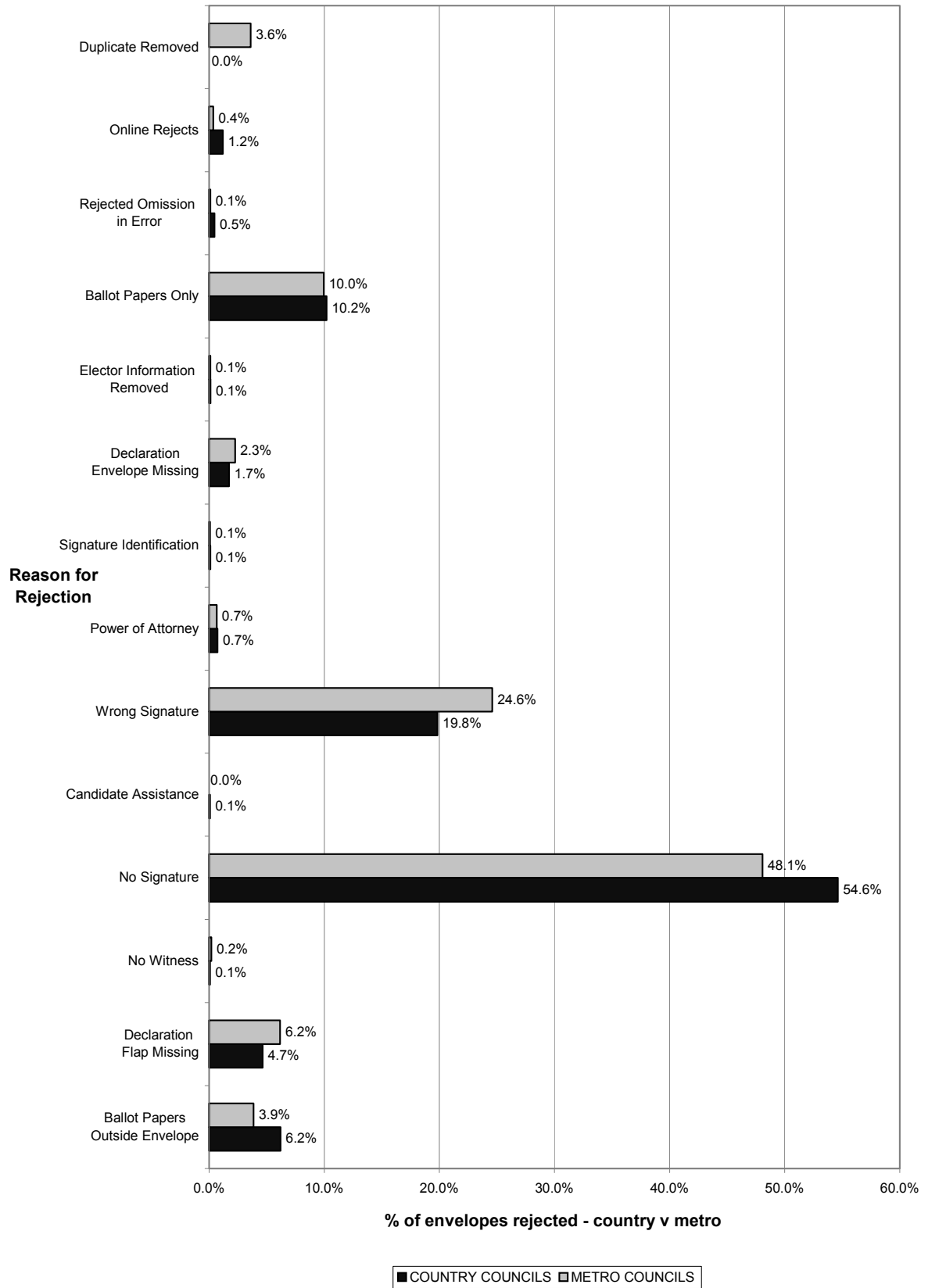
\* Adelaide City Council only

See also Chart 6.

<sup>3</sup> Scalzi v Winderlich [2003] SADC 295

<sup>4</sup> Featherston v Tully [2002] SASC 243 before the Full Court

**CHART 6 REASONS FOR REJECTION OF ENVELOPES FROM FURTHER SCRUTINY COUNTRY v METRO %**





Observations:

- nearly 75% of the envelopes are rejected because of signature problems - > 50% because of a lack of signature, 23% because of the wrong signature, the latter more prevalent in the metropolitan councils and mostly because of partners signing each other's envelope;
- nearly 15% were rejected because the ballot papers were returned either with no declaration envelope (10.0% country and metro councils) or outside the declaration envelope (4.6% overall but slightly higher in country councils);
- nearly 8% were rejected either because the declaration flap was missing (5.7%) or the entire declaration envelope (2.1%).

The office will be recommending further amendments to the design of the declaration envelope to clarify signature requirements for the elector. Ballot pack instructions will be reviewed.

#### 4.3.2 Ballot papers and profiles

Ballot papers and profiles were reviewed:

- separate coloured ballot paper for each election within a council minimised count sorting difficulties and will be retained;
- centralised review of ballot papers and profiles ensured uniform formatting standards were applied throughout the State.

The office is likely to implement the centralised production of all ballot papers to ensure a uniform standard and continue to monitor and encourage adherence to profile preparation and production guidelines.

Ballot papers for 17 council elections were examined to assess the incidence of informality and donkey voting.

#### 4.3.3 Informality

Overall informality dropped from 2.3% in 2000 to 1.9% in 2003.

Election type	Country		Metro		Statewide
	Lowest	Highest	Lowest	Highest	Average
Mayoral	0.0	1.0	0.2	2.8	0.4
Councillor					
Area	-	-	-	2.9	2.9
At large	0.3	7.4	-	3.4	3.9
Ward	0.0	4.7	1.0	7.5	2.7

Informality was examined in 17 council elections, selected on the basis of:

- their relatively high rate of informal votes compared to other council elections held at the same time, average 4.6%; *or*
- the high number of candidates; *or*
- for comparative purposes eg same number of candidates elected.

The categories and subcategories used were:

- Apparent deliberate informality* 6.8%
  - blank;
  - scribble/nonsense numbering.
- Recognisable attempt to cast a formal vote* 93.2%
  - *defective marking* (using multiple ticks or crosses, etc) -
    - 1 and a  or ;
    - multiple ;

- multiple ;
- continued numbering on the councillor ballot paper after marking the mayoral ballot paper;
- other eg 8 boxes marked with '8' where eight candidates were to be elected.
- *unacceptable preferencing* - failure to sequentially number the ballot paper up to the number of candidates required (*ballot papers would have been admitted to the count if optional preferential voting was permitted by the legislation*) -
  - insufficient preferences eg 1, 2, 3 where 8 candidates were to be elected;
  - missing number in sequence eg 1, 2, 4, 5, 6 & 7;
  - duplicated numbers eg 1, 2, 3, 3, 4, 5.

#### Observations:

##### *Apparent deliberate informality:*

- in the sample, 6.8% of the informal vote could be deemed to be deliberately informal, either blank ballot papers or scribbles with no attempt to make it formal;
- the inverse inference is that 93.2% of the informal vote represented an attempt to cast a valid vote;
- the 6.8% average masks the following:
  - the deliberately informal vote in the councillor at large elections for Barossa, Loxton Waikerie and Port Pirie councils was very low at 2.0 – 3.0%;
  - informality in the Adelaide councillor at large election, Campbelltown area councillor, Onkaparinga Knox and Tea Tree Gully Pedare ward elections was in the range of 11.4% – 14.4%.

##### *Defective marking*

- includes voters using multiple  or  or continuing numbers on a councillor ballot paper after completing the mayoral ballot paper; the figures ranged from 42.7% of informals for Salisbury Para Ward to the Barossa councillor at large election figure of 4.5%, with the sample average being 17.5%;
- councillor at large elections were predominantly below 11% while ward elections were generally well above the average with three above 39%.

##### *Unacceptable preferencing*

- present legislation requires electors to consecutively number boxes on the ballot paper at least up to the number of candidates to be elected; figures were extracted on the number of votes that would be deemed formal provided one or more preferences were shown;
- the sample showed that 75% of the informal votes would have been included in the formal count and the rate of informality reduced in the sample from 4.6% to 1.1% of formal votes cast.

##### *Nexus between rate of informality and the number of candidates*

- there would appear to be different factors influencing the informality rate eg that informality would increase relative to a large number of candidates and vacancies, increasing the chances of a mistake being made - to a certain extent this would appear to be true;
- another factor would seem to be the literacy of the electorate or the ability to understand the instructions on the ballot paper and information sheet provided; the higher rate of informality in the lower socio-economic areas in the western suburbs and the different reasons for informality there, compared with councillor at large elections, gives rise to this conclusion.

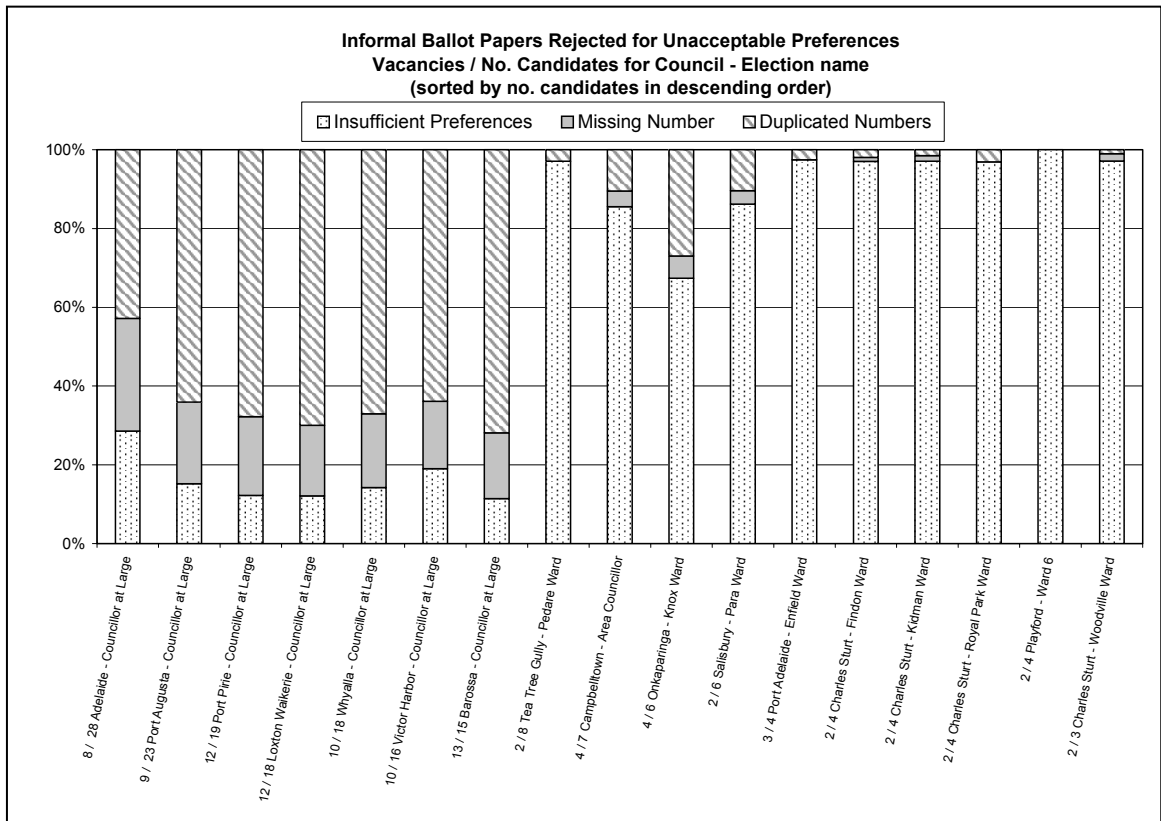
TABLE 28

INFORMALITY ANALYSIS (17 ELECTIONS)

Election	Country/Metro	No. vacancies	No. candidates	Formal ballot papers	Informal ballot papers	Rate of Informality (%)	Apparent deliberate		Defective marking					Unacceptable preferencing		
							Blanks (%)	Other deliberate markings (%)	Tick & a X (%)	Multiple ticks (%)	Multiple X's (%)	Continued numbering after marking mayoral paper (%)	Other mistaken numbering system (%)	Insufficient preferences (%)	Missing number (%)	Duplicated numbers (%)
Adelaide - Councillor at Large	M	8	28	6639	245	3.7	10.6	0.8	0.4	1.2	2.0	5.7	0.8	22.4	22.4	33.5
Barossa - Councillor at Large	C	13	15	5094	264	5.2	2.7	0.0	2.7	0.4	0.0	0.8	0.8	10.6	15.5	66.7
Campbelltown - Area Councillor	M	4	7	10004	302	3.0	12.3	0.0	0.0	5.0	2.6	2.0	2.6	64.6	3.0	7.9
Charles Sturt - Findon Ward	M	2	4	2355	191	8.1	8.9	1.0	0.0	14.7	7.3	7.9	9.4	49.2	0.5	1.0
Charles Sturt - Kidman Ward	M	2	4	2461	95	3.9	6.3	0.0	0.0	8.4	8.4	0.0	2.1	72.6	1.1	1.1
Charles Sturt - Royal Park Ward	M	2	4	2287	135	5.9	9.6	0.0	0.7	10.4	3.7	1.5	2.2	69.6	0.0	2.2
Charles Sturt - Woodville Ward	M	2	3	1925	132	6.9	5.3	0.8	0.0	6.1	2.3	4.5	0.8	78.0	1.5	0.8
Loxton Waikerie - Councillor at Large	C	12	18	4361	294	6.7	2.0	0.0	0.0	5.1	0.7	14.6	1.7	9.2	13.6	53.1
Onkaparinga - Knox Ward	M	4	6	4580	118	2.6	14.4	0.0	0.0	12.7	6.8	21.2	0.8	29.7	2.5	11.9
Playford - Ward 6	M	2	4	1457	90	6.2	5.6	0.0	0.0	8.9	3.3	5.6	5.6	71.1	0.0	0.0
Port Adelaide - Enfield Ward	M	3	4	3724	197	5.3	4.1	0.0	0.5	6.1	3.0	4.1	3.6	76.6	0.0	2.0
Port Augusta - Councillor at Large	C	9	23	4391	214	4.9	4.7	0.0	0.5	2.8	0.0	1.4	4.7	13.1	17.8	55.1
Port Pirie - Councillor at Large	C	12	19	5315	293	5.5	1.4	1.0	0.0	3.1	3.4	11.3	1.4	9.6	15.7	53.2
Salisbury - Para Ward	M	2	6	2358	110	4.7	4.5	0.0	0.0	31.8	9.1	0.9	0.9	45.5	1.8	5.5
Tea Tree Gully - Pedare Ward	M	2	8	2994	115	3.8	9.6	2.6	0.0	17.4	5.2	0.0	7.0	56.5	0.0	1.7
Victor Harbor - Councillor at Large	C	10	16	5137	237	4.6	5.9	0.0	0.0	3.4	1.3	3.0	0.0	16.5	14.8	55.3
Whyalla - Councillor at Large	C	10	18	5616	239	4.3	6.3	0.8	0.0	1.3	0.4	4.2	2.1	12.1	15.9	56.9
<b>Aggregate</b>				<b>70698</b>	<b>3271</b>	<b>4.6</b>	<b>6.4</b>	<b>0.4</b>	<b>0.3</b>	<b>6.4</b>	<b>2.8</b>	<b>5.5</b>	<b>2.5</b>	<b>35.3</b>	<b>9.5</b>	<b>30.9</b>

Chart 7 shows that where there are large fields of candidates for many vacancies, a far greater percentage of voters duplicate or skip preferences when completing their ballot papers. Conversely elections where smaller fields of candidates contest relatively few vacancies, particularly in lower socio-economic areas, insufficiency of preferences is far more prevalent.

CHART 7 INFORMALITY ANALYSIS (17 ELECTIONS)



#### 4.3.4 Donkey voting

Donkey voting is the practice of marking ballot papers with consecutive preferences from the top of the paper straight down, irrespective of the merits of the candidates involved. Reverse donkey voting is marking the ballot paper in a similar fashion, but starting at the bottom of the ballot paper. Under the local government optional preferential requirements, an elector is required to mark preferences to at least the number of positions being contested.

The incidence of donkey/reverse donkey voting was examined in 12 elections, containing from two to 28 candidates. See Table 29 for details of the findings. Four categories of donkey/reverse donkey voting were examined:

Category	Description	Donkey %	Reverse D %
<b>'Full'</b>	<b>Every voting square was marked with consecutive preferences</b>	<b>0.4</b>	<b>0.1</b>
'Compliant'	Consecutive preferences marked up to and including number required to fill vacant positions, no more	0.8	0.3
'Partial'	Consecutive preferences marked in the voting squares up to vacancies being contested + more, but not all	0.1	<0.1
'Compliant - incomplete'	Consecutive preferences marked up to number required to fill vacancies, sequence then broken	0.3	0.1
Overall	All above	1.6	0.5

**TABLE 29 DONKEY/REVERSE DONKEY VOTING ANALYSIS (12 ELECTIONS)**

Council	No. vacancies	No. candidates	Combined Donkey/Reverse Donkey	Donkey %					Reverse donkey %				
				Overall	Full	Compliant	Partial	Compliant-incomplete	Overall	Full	Compliant	Partial	Compliant-incomplete
Adelaide - Councillor at large	8	28	0.2	0.2	<0.1	0.1	<0.1	<0.1	<0.1	0.0	<0.1	<0.1	0.0
Campbelltown - Area Councillor	4	7	1.3	1.2	0.4	0.6	<0.1	0.2	0.1	<0.1	0.0	0.0	0.0
Loxton Waikerie - Councillor at large	12	18	0.3	0.3	<0.1	0.1	<0.1	<0.1	<0.1	0.0	0.0	<0.1	0.0
Murray Bridge - Brinkley Ward	3	6	1.6	0.8	0.4	0.3	0.0	0.1	0.8	0.2	0.1	0.0	0.4
Onkaparinga - Knox Ward	4	6	2.7	1.5	0.7	0.7	0.0	0.2	1.2	0.4	0.6	0.0	0.2
Port Augusta - Councillor at large	9	23	0.2	0.2	0.1	<0.1	0.1	<0.1	0.0	0.0	0.0	0.0	0.0
Port Pirie - Councillor at large	12	19	0.3	0.2	0.1	0.1	<0.1	<0.1	0.1	<0.1	0.1	<0.1	0.0
Salisbury - Para Ward	2	6	16.5	16.1	2.0	8.6	0.8	4.8	0.4	0.2	<0.1	0.0	0.2
Tea Tree Gully - Pedare Ward	2	8	8.1	3.2	0.3	2.3	0.1	0.5	4.9	0.1	3.7	0.1	1.0
Victor Harbor - Councillor at large	10	16	0.6	0.6	0.2	0.4	0.0	<0.1	0.0	0.0	0.0	0.0	0.0
Whyalla - Councillor at large	10	18	0.4	0.3	0.1	0.1	<0.1	0.0	0.1	<0.1	<0.1	<0.1	0.0
Yankalilla - Carrickalinga Ward	2	3	26.2	17.4	9.2	8.2	0.0	0.0	8.7	5.3	3.4	0.0	0.0
<b>Aggregate</b>			<b>2.1</b>	<b>1.6</b>	<b>0.4</b>	<b>0.8</b>	<b>0.1</b>	<b>0.3</b>	<b>0.5</b>	<b>0.1</b>	<b>0.3</b>	<b>&lt;0.1</b>	<b>0.1</b>

#### Observations:

- compared with 'full' donkey voting in State elections (0.5% donkey, <0.6% reverse donkey<sup>5</sup>), the incidence of full donkey voting was lower (0.4% donkey, 0.1% reverse donkey) in the sample surveyed;
- the highest rate was 'compliant' where the voter provided just a sufficiency of preferences in donkey format to ensure a valid vote;
- the overall rate of 'full' donkey voting in elections with 8 or more candidates was 0.1% or 1 vote in every 1000 ballot papers (reverse donkey was insignificant - 5 ballot papers). In elections with less than 8 candidates, full donkey voting increased to 0.8% (reverse donkey 0.3%), equivalent to 8 votes per thousand. As the number of candidates reduces, the likelihood of voting intentions inadvertently mirroring a donkey vote exponentially increases due to the more limited voting options and affect of the draw;
- a previous assessment of full donkey voting was undertaken in eight local government elections in mid 1999. The incidence was found to be 2.0% over the eight elections, but only 0.6% average donkey in 5 districts with more than 3 candidates. Reverse donkey voting was 4.4% but dropped to 1.2% when data from the contests with only three candidates were removed.

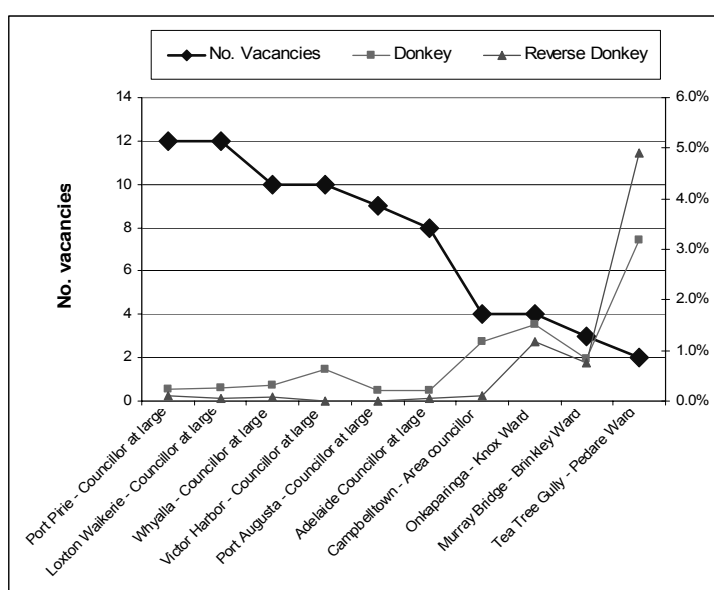
<sup>5</sup> Election Report for the South Australian Elections 9 February 2002 Appendix 4, State Electoral Office

Note:

- Salisbury Para Ward, 16.1% overall donkey vote, had high ‘compliant’ and ‘compliant but incomplete’ donkey votes and only two positions contested by 6 candidates; informality of 4.7% was recorded;
- Yankallila Carrackalinga Ward, 17.4% overall donkey vote (9.2% ‘full’ donkey, 5.3% ‘full’ reverse donkey), had three candidates for two vacancies. This reduced voting options, thereby increasing the likelihood of a higher donkey/reverse donkey vote in this ward. The first two candidates on the ballot paper were also current members of council and more likely to have a recognition factor.

Chart 8 shows the relationship in ten councils (excluding Salisbury Para and Yankallila Carrackalinga Wards) between overall donkey/reverse donkey voting and the number of vacancies in each election.

**CHART 8 DONKEY/REVERSE DONKEY VOTING IN RELATION TO VACANCIES (10 ELECTIONS)**



## 4.4 SURVEY AND STAKEHOLDER FEEDBACK

### 4.4.1 Survey respondents

At the conclusion of the elections feedback was sought from five categories of election/council staff and four categories of external stakeholders.

**TABLE 30 SURVEY RESPONDENTS**

Survey Type	Sample size	No. sent	Responses	
			No.	%
<b>Staff</b>				
CPC	All	27	25	92.6
Council Liaison/Electoral Officer	Most	312	175	56.1
Data Entry	All	180	65	36.1
DROs	All	67	64	95.5
Enquiry Service	All	14	2	14.3
<b>External stakeholders</b>				
Candidate		500	264	52.8
Elector	9% of electors from contested elections	1000	206	20.6
Partners	All	3	0	0.0
Suppliers	Most	8	4	50.0

#### 4.4.2 Survey issues

See Table 31 for detailed survey responses.

**TABLE 31 SURVEY RESPONSES**

**Table 31a Election Conduct**

<b>Issue</b>	<b>Above average satisfaction ratings recorded Average%</b>
Processes and procedures	86.9
Equipment and materials provided and forms used	86.6

**Table 31b Education/Information**

<b>Issue</b>	<b>Above average satisfaction ratings recorded Average%</b>
Manuals/Booklets	89.9
Training, information about job requirements, knowledge of job processes	87.0
Candidate – information assisting in LG election process	78.1
Candidate – understanding of processes (end of process)	76.9
Electors – read and understood voting pack information	91.9
Electors – understanding of the vote counting system	70.4

**Table 31c Performance**

<b>Issue</b>	<b>Above average satisfaction ratings recorded Average%</b>
Contact with electoral officers (SEO DRO, Council)	88.2
Information (& quality of) from SEO	92.8
Timeliness of information and responses to queries	87.0

**Table 31d OH&S and Staff Arrangements**

<b>Issue</b>	<b>Above average satisfaction ratings recorded Average%</b>
Premises used for scrutiny	95.2
Physical facilities for CPC and enquiry service	79.2
Lighting, seating and equipment provided	71.8
Staffing arrangements	93.4

**Table 31e Elector Survey**

26% of respondents stated that they did not vote in the elections. Reasons included:

<b>Reason</b>	<b>% of those who did not vote</b>
Candidates unknown and would therefore be an uninformed vote	22.2
Apathy to process	18.5
Interstate/overseas	13.0
Too busy/misplaced pack/forgot	13.0
Didn't receive ballot papers	7.4
Not compulsory	3.7
Conscientious objection on religious grounds	3.7
Caring for person in hospital	3.7
Other	14.8

Observations:

*Positive aspects of SEO operations/functions:*

- electoral officers were found to be easily contactable and provided friendly, helpful assistance;
- DRO and candidate manuals, booklets for electoral officers were all rated very useful and informative;
- postal voting satisfied many electors;
- on average respondents:
  - had good contact with the SEO 95%;
  - were impressed with processes and procedures put in place 86%;
  - rated equipment and materials as good (excluding forms) 91%;
  - rated staffing arrangements as good 93%;
  - understood the voting pack information 97%.

*Aspects of operations requiring more attention:*

- the signature section on the declaration envelope flap;
- explanations of entitlements and who gets a vote;
- information on how votes are counted as while 97% of respondents understood the voting pack information, nearly 30% of electors surveyed stated that they did not understand the PR vote counting system.
- elector survey respondents not voting 26%;
  - of those, did not know candidates and would be uninformed vote 22%;
  - apathy to process 18%;
  - too busy/misplaced papers/forgot 13%;

*Suggested improvements:*

- reduction in the election timeframe;
- information to advise that an election is uncontested;
- more explanation to electors on the PR system and the way votes are counted;
- a code of conduct for scrutineers.

The office will be giving regard to the feedback in planning forums.

#### 4.5 RETURN TO SENDER (RTS) MAIL

Australia Post were contracted to deliver 1 117 232 ballot packs to electors in contested elections. 23 856 of these (2.1%) were returned to sender. This number is partly a consequence of the length of time between the February roll closure and the mail-out date during which elector movements occur and impact on the currency of the roll database.

All RTS mail for HA electors, from councils running their elections under delegation and SEO managed elections, was returned to the office, sorted by federal division and forwarded to the electoral registrars for roll investigation and clarification. The registrars added these to RTS ballot packs returned to AEC DROs. All RTS mail will be used as input to the continuous roll update program.

**TABLE 32 COUNCILS, COUNTRY & METRO, & RTS MAIL RETURN RATES**

RTS %	No. councils		
	Country	Metro	Total
0-0.9	-	-	-
1-1.9	9	9	18
2-2.9	19	8	27
3-3.9	14	-	14
4-4.9	-	-	-
5-5.9	2	1	3
TOTAL	44	18	*62

\* 5 councils had no elections

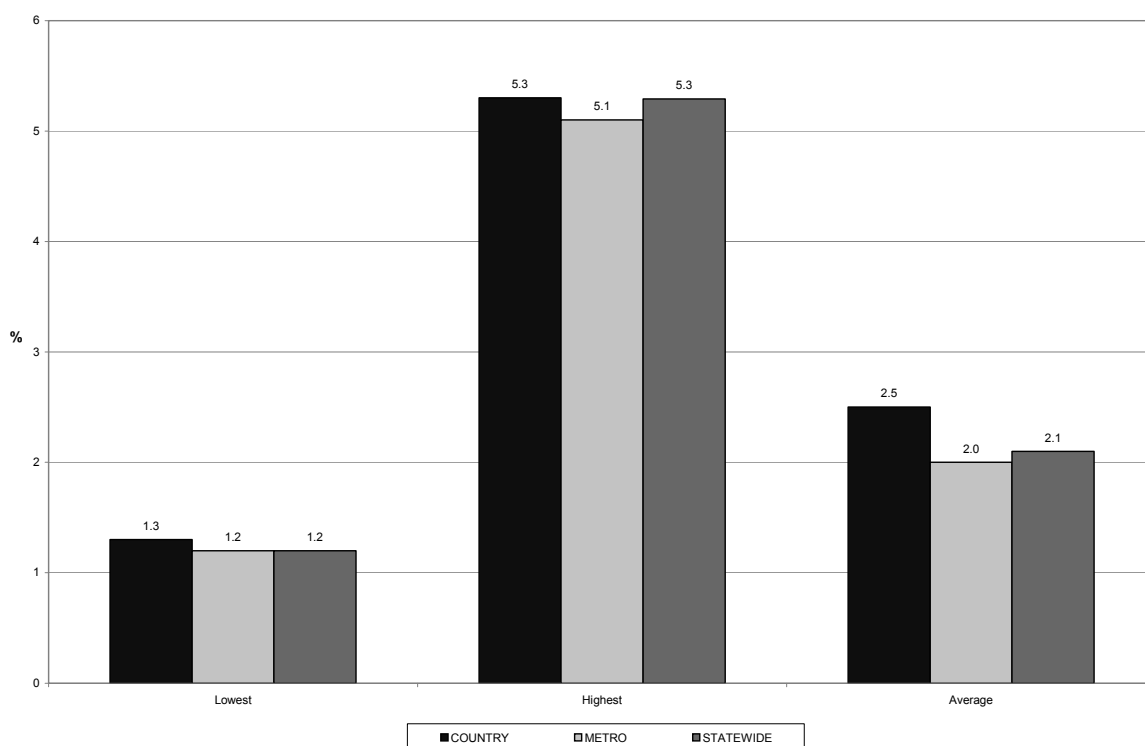
**TABLE 33 BALLOT PACKS RETURNED TO SENDER BY COUNCIL AREA**

COUNCIL	COUNTRY/ METRO	TOTAL ELECTORS		RETURNED TO SENDER	
		*(a) ON ROLL	(b) CONTESTED ELECTIONS	No.	%
Adelaide	M	19740	19740	1005	5.1
Adelaide Hills	C	30149	30149	695	2.3
Alexandrina	C	20318	20225	391	1.9
Barossa	C	15636	15636	347	2.2
Barunga West	C	2708		No Elections	
Berri Barmera	C	8176	8176	270	3.3
Burnside	M	35507	35426	594	1.7
Campbelltown	M	38275	38013	685	1.8
Ceduna	C	2627	2627	139	5.3
Charles Sturt	M	85688	85512	1537	1.8
Clare & Gilbert Valleys	C	6824	6824	196	2.9
Cleve	C	1596	1596	35	2.2
Cooper Pedy	C	2044	2044	26	1.3
Coorong	C	5264	2277	83	3.6
Copper Coast	C	11285	10128	208	2.1
Elliston	C	1179	1179	39	3.3
Flinders Ranges	C	1513		No Elections	
Franklin Harbour	C	1173	1173	25	2.1
Gawler	M	14243	14243	358	2.5
Goyder	C	4031	2180	67	3.1
Grant	C	6928	6857	110	1.6
Holdfast Bay	M	29476	29375	737	2.5
Kangaroo Island	C	4590	4590	95	2.1
Karoonda East Murray	C	1178		No Elections	
Kimba	C	1056	1056	35	3.3
Kingston	C	2598	1408	25	1.8
Le Hunte	C	1217	1217	29	2.4
Light	C	8996	8783	268	3.1
Lower Eyre Peninsula	C	3933	3933	85	2.2
Loxton Waikerie	C	9076	9076	277	3.1
Mallala	C	6296	3408	117	3.4
Marion	M	65458	65458	1161	1.8
Mid Murray	C	10385	9425	213	2.3
Mitcham	M	50924	25256	401	1.6
Mount Barker	C	18655	18655	459	2.5
Mount Gambier	C	17732	17732	345	1.9
Mount Remarkable	C	3092	2229	65	2.9
Murray Bridge	C	13331	13331	309	2.3
Naracoorte Lucindale	C	6707	6707	210	3.1
Northern Areas	C	4263	1885	48	2.5
Norwood, Payneham & St Peters	M	30463	30463	702	2.3
Onkaparinga	M	114412	114412	1947	1.7
Orroroo/Carrieton	C	953		No Elections	
Peterborough	C	1774	1774	89	5.0
Playford	M	47818	47735	1161	2.4
Port Adelaide Enfield	M	82448	82313	2076	2.5
Port Augusta	C	9819	9819	290	3.0
Port Lincoln	C	10092	10092	343	3.4
Port Pirie	C	12548	12548	282	2.2
Prospect	M	16064	16064	340	2.1
Renmark Paringa	C	7003	7003	219	3.1
Robe	C	2005	1937	44	2.3
Salisbury	M	85575	64058	1200	1.9
Southern Mallee	C	1909		No Elections	
Streaky Bay	C	1891	1891	28	1.5
Tatiara	C	5553	3898	136	3.5
Tea Tree Gully	M	76953	76953	955	1.2
Tumby Bay	C	2399	2399	59	2.5
Unley	M	30623	30557	702	2.3
Victor Harbor	C	12180	12180	208	1.7
Wakefield	C	5844	1047	40	3.8
Walkerville	M	5982	3878	46	1.2
Wattle Range	C	10272	10272	275	2.7
West Torrens	M	46910	20086	443	2.2
Whyalla	C	14738	14738	351	2.4
Yankalilla	C	4960	4960	80	1.6
Yorke Peninsula	C	13903	8626	151	1.8
<b>TOTAL</b>		<b>1228958</b>	<b>1117232</b>	<b>23856</b>	<b>2.1</b>

\*Voters roll consists of House of Assembly Roll and the Council Supplementary Roll.



**CHART 9 % OF RTS MAIL – COUNTRY, METRO & STATEWIDE**



#### 4.6 ADELAIDE CITY COUNCIL

The elections for the ACC worked well. Profiles for the 28 candidates were again printed in booklet form. Separate voting instructions and candidate handbooks were prepared for the elections to take account of the singular voting entitlement.

347 returned ballot envelopes were removed prior to commencement of the final scrutiny and count as they contained signatures of electors who had already returned ballot material ie were voting in more than one capacity.

There were no allegations of intimidation. Concerns were voiced over the short timeframe given by the council administration to announcing an extension of office hours to take votes the weekend prior to poll close and processing time at poll close while the single entitlements were checked.

Consideration could be given to aligning the roll closure date, currently a week earlier than that for other elections.

**TABLE 34 COMPARATIVE ELECTION INFORMATION FOR THE ACC**

	2000		2003		Difference	
	Mayoral	Councillor	Mayoral	Councillor	Mayoral	Councillor
Turnout %	39.9		40.9		+1.0	
Informality %	0.3	3.2	0.2	3.4	-0.1	+0.2
No. vacancies	1	8	1	8	same	same
No. candidates	5	14	3	28	-2	+14
Ratio candidates to positions	5:1	1.8:1	3:1	3.5:1	-	-
Members of previous council vying for positions	1	6	3	6	+2	same

## 4.7 STRATEGIC REVIEW

Feedback on initiatives and innovations introduced around SEO strategic objectives to improve service delivery and respond to feedback gained after the May 2000 elections was positive. Suggestions for enhancements will be incorporated in planning forums.

Objective one – election conduct

Milestones: all local government periodic election results were available within 24 working hours of poll close. 99.5% of poll conduct was accepted by clients.

Objective two – education/information for participation

Milestones: the office put in place statutory, telephone, hard copy and website information sources for public and electoral official information.

Objective three – performance

Milestones: Satisfaction with services was high. Process, software and training enhancements were well received.

Future planning forums will address instances where procedures require remedial action. Councils and partners will be asked to review their capacity to contribute to delegated tasks and the demands of participation. A strategic program will coordinate planning for the next periodic State and local government elections.

**TABLE 35 PERFORMANCE CRITERIA 2000 & 2003**

		Election indicators	
		2000	2003
Quantity	No. electors served	1216725	<b>1228958</b>
	No. possible elections	294	<b>258</b>
	No. contested elections	192	<b>183</b>
	No. vacancies	766	<b>751</b>
	No. candidates	1162	<b>1201</b>
Quality	% of elections in which electoral conduct within reasonable control of SEO is accepted by clients	100.0	<b>99.5</b>
	Size of the variance between initial results and any recount	0.2	<b>0.2</b>
Timeliness	% of elections provisionally declared within		
	12 working hours from poll close	78.0	<b>92.6</b>
	24 working hours from poll close	97.0	<b>100.0</b>
	36 working hours from poll close	100.0	<b>100.0</b>
Cost	Total costs \$'000	<b>2682</b>	<b>2913</b>

## 5. Financial Arrangements and Election Costs



All costs and expenses incurred by the returning officer in carrying out official duties must be defrayed from funds of the council (LGEA s13). Accordingly, councils are charged for electoral services on the basis of cost recovery.

To enable the office to meet expenditure incurred on a progressive basis during the election cycle, the returning officer requested progress payments of 70% of the estimated costs of council elections in March 2003. The balance of costs incurred were invoiced to councils in June 2003. Some refunds of progress payments were made where elections were not contested. No problems eventuated with this strategy. However, the introduction of a new cash alignment policy, reducing cash flow and working capital arrangements, will, in the future, necessitate more regular invoicing of councils for progress payments.

The total election costs for all councils for the conduct of the May 2003 elections was in the order of \$2.913 million compared to \$2.682 million for the May 2000 elections. However, following the introduction of the GST legislation in July 2000, additional costs of approximately \$221 000 in GST are included in the total cost.

When GST is excluded from the May 2003 election costs, the actual cost increase for councils was approximately \$10 000 (0.3%). This would have been higher except for lower ballot declaration returns and lower mail out costs associated with several uncontested mayoral elections in larger councils.

The total election costs for all councils are summarised in the following table.

**TABLE 36 MAJOR EXPENSE CATEGORIES MAY 2000 & 2003**

Expense Category	Costs ('000)	
	2000	2003
Advertising	114	84
Telephone enquiries	40	74
Fraud prevention program	-	51
Printing (including ballot packs & statutory notices)	670	675
Mail-out	590	492
Mail return	415	306
Count and scrutiny	238	271
Project management	210	285
Manuals, training, support & poll results	401	450
Storage	4	4
GST	-	221
<b>TOTAL COSTS</b>	<b>2682</b>	<b>2913</b>



## 6. Looking Forward



### 6.1 LOCAL GOVERNMENT (ELECTIONS) ACT 1999

**Revision of roll, Periodic elections, The voters roll, Call for nominations, Close of nominations** CAA Schedule 1 c 6(2)(a); LGEA ss 5, 15(7), 18, 23

The current local government periodic election timetable provides for elections to close at 12 noon on the first business day after the second Saturday in May every third year. Following the passage of the City of Adelaide Act and the Local Government (Elections) Act, the Electoral Commissioner became responsible for the conduct of all local government elections in the State. The second periodic elections conducted by the office closed 12 noon 12 May 2003, with the next due, under current legislation, in May 2006.

*The Constitution (Parliamentary Terms) Amendment Act 2001*, effective the first sitting date of the 50<sup>th</sup> parliament on 5 March 2002, introduced set term elections for the South Australian Parliament on the third Saturday in March every four years. The first election under this new arrangement will be 18 March 2006 some two months prior to the next prescribed local government poll close.

These elections, whether in the very close proximity that the present law requires **or** further apart but still within the same calendar year (if revised legislation is considered), will require precise election planning and coordination for effective and efficient election outcomes.

Consider:

- amending the local government periodic election date and associated roll closure and nomination timetables for the Adelaide City Council and all other local government authorities to **late October** in the relevant year;
- **rescheduling local government elections** and consider four year terms with either:
  - State/local elections on a two year alternating cycle with implementation to be undertaken in 2006 with half term local government elections until 2008, then full four year terms from 2008;
  - or*
  - extending the term of current councillors to conclude after elections in October 2007 and then implementing four year terms in 2011, 2015 etc.

<b>Periodic elections; Councils may hold polls</b>	LGEA ss5; 6(8); 9(6) CAA Schedule 1 c1(2)	Closing time for voting in <b>periodic elections</b> to be altered to 5pm on the business day immediately preceding the last Saturday of October.  The advantage for the returning officer if it was 5pm is that it will enable all ballot materials to be processed and organised for a next day count. There is a concern for the impact of school holidays and absent electors on returns if it was held earlier that month;
<b>Voting at polling places Supplementary elections</b>	LGEA Schedule  LGEA s6 (2)(a), (3)(c)	Delete provisions for attendance voting.  Amend ‘the vacancy occurs within <i>five</i> months before polling day ‘ to <b>seven</b> months before polling day. An election concluding during the timeframe for periodic elections could impinge on roll and candidature processes of those elections.
<b>Failure of election in certain cases</b>	LGEA s7	Consider reducing the possibility of an election failing because of the death of an elected candidate between close of poll and 1 <sup>st</sup> meeting of the new council by allowing the exclusion of that candidate with subsequent distribution of preferences [similar to s48(4)]. This would permit the election of a replacement without the cost of a fresh election.
<b>Qualifications for enrolment</b>	LGEA s14 (1)(a)(iii)	Insert ‘ <i>for a purpose other than residency</i> ’ after ‘occupier of that rateable property’.
<b>The voters roll</b>	LGEA s15 (7)(a)	Voters roll to close on the last Thursday of July in the year of the election.
	LGEA s15 (15)	Roll information is being passed on by councils in electronic format. It is suggested that restrictions are placed on third parties passing electoral roll information in electronic format to other users. The HA component of the voters roll to be provided in hard copy only as per parliamentary legislation.
	LGEA s15(7) CAA Schedule 1 c6(2)(a)	Align roll closure for Adelaide City Council periodic elections with other councils – currently differs by one week.
<b>Entitlement to vote</b>	LGEA s16(4)	Remove the restriction on a nominated candidate being the only person able to vote for a body corporate or group.
<b>NOMINATION</b>		Reduce the nomination period from 3 weeks (21 days) to 2 weeks (14 days). The week gained could be used for additional time for preparing material for the mailout (printing and insertion).
<b>Call for nominations</b>	LGEA s18 (a) and (b)	Combine: ‘The returning officer must, not later than 14 days before the close of nominations, give public notice stating.....’

<b>Manner in which nomination is made</b>	LGEA s19	Prohibit a person nominating for more than one vacancy (would make s24 redundant if implemented).
	LGEA s19(4);	Amend to 'not earlier than 14 days before the day on which nominations close'
	LGEA s19; LGEA Regs Forms 3, 4 & 5; CAA Regs Form 2, 3 & 4	The word count of 150 words for candidate profiles should not be increased as: <ul style="list-style-type: none"> <li>▪ the number of inserts would rise;</li> <li>▪ mailing house(s) may not be able to insert all ballot material by machine requiring some manual insertion;</li> <li>▪ a larger envelope would be required for the mail-out which would significantly increase the charges;</li> <li>▪ the costs per council would escalate.</li> </ul>
<b>Close of nominations</b>	LGEA s23 (a)	Amend to 'Nominations close – in the case of a periodic election – at 12 noon on the first Tuesday of September in the year in which the periodic election is to be held'.
<b>Notices</b>	LGEA s26(1)	Amend to 'The returning officer must, within <u>16</u> days of the close of nominations.....'.
	LGEA s26(2)	Delete necessity for prescribed form and amend to: 'Candidates should receive advice concerning illegal practices with their nomination materials in a form determined by the returning officer'. This would allow all information for candidates to be consolidated in the Candidate's handbook.
<b>Part 8 Preparation for an election or poll Ballot papers</b>	LGEA s29 (3)	Consider changing the time for the draw for position on the ballot paper to 'as soon as practicable after the close of nominations at 12 noon and in the presence of at least two witnesses over the age of 18'.  In several instances the returning officer has had to determine, after the time prescribed for the close of nominations, the eligibility of a candidate who has submitted a nomination immediately prior to nomination close. The draw may not proceed until eligibility has been resolved and the database checked to ensure no candidate has nominated more than once.
<b>Postal Voting Issue of postal voting papers</b>	LGEA s39	It is recommended that the returning officer is permitted to withhold the issue of voting material to a person they have reason to believe is deceased but whose name still appears on the election roll at the time of the mail-out.
	LGEA s39 (4)(a)	Issue of voting papers to persons not on the voters roll – Amend to 'in the case of an application made by post – 5pm on the second business day before polling day'.
	LGEA s39 (4)(b)	Amend to 'in the case of an application made personally – 5pm on polling day' (this will then be consistent with other reissues).
<b>Procedures to be followed for voting</b>	LGEA s40 (1)(d)	Amend to 'the sealed envelope must then be delivered to an electoral officer <u>for the council in which the elector is voting</u> (by post or personally) not later than the close of voting on polling day'.

<b>Voter may be assisted in certain circumstances</b>	LGEA s41	Amend to 'If a person who desires to vote by use of postal voting papers is illiterate or physically <u>disabled</u> and is unable to carry out a procedure under this part, a person of the voter's choice .... and complete any declaration on behalf of the voter. <u>A person providing assistance under these circumstances must obtain authority to do so from the returning officer</u> '.
<b>Signature to electoral material</b>	LGEA s42	Amend to 'If a person who is unable to sign his or her name in writing makes a mark as his or her signature on any voting material, the mark will be taken to be the person's personal signature provided it is identified as such by a witness <u>who also provides their signature</u> '.
<b>Issue of fresh postal voting papers</b>	LGEA s43(1)	'...the returning officer may issue fresh postal voting papers to the elector <u>who applies to the returning officer for voting papers not later than –</u>  1. <u>in the case of an application made by post – 5 p.m. on the second business day before polling day;</u>  2. <u>in the case of an application made personally – 5 p.m. on polling day</u> '.
<b>Recounts</b>	LGEA s49 (1) s49 (2) & 53 (1) &(2)	In <b>periodic elections</b> , extend the timeframe for an unsuccessful candidate or the returning officer to request a recount from 48 to 72 hours. This will allow for more comprehensive review of vote data.
<b>Collation of certain information</b>	LGEA s51 (1)	Consider amendment to allow: <ul style="list-style-type: none"> <li>▪ the returning officer to determine the nature of the certified return. Such a return to include: <ul style="list-style-type: none"> <li>– Number of original ballot papers issued</li> <li>– Number of replacement ballot papers issued due to reissues and omission in error</li> <li>– Number of declaration envelopes accepted and rejected at scrutiny and returned unclaimed</li> <li>– Number of ballot papers removed from envelopes, accepted as formal and rejected as informal</li> </ul> </li> <li>▪ the return to be prepared within 28 days after the election to allow full review of voting materials.</li> </ul> The modification would allow: <ul style="list-style-type: none"> <li>▪ the details to be inclusive of procedures for both postal and attendance voting;</li> <li>▪ a longer period for the collation of the appropriate information;</li> <li>▪ compatibility with closure of formalities for the election.</li> </ul>
<b>Illegal Practices</b>	LGEA Part 12	Provide the returning officer with the capacity to: <ul style="list-style-type: none"> <li>▪ remove unauthorised material for use as evidence;</li> <li>▪ formally caution offenders when it is not in the public interest to prosecute.</li> </ul>



## 6.2 LOCAL GOVERNMENT (ELECTIONS) ACT REGULATIONS 1999

<b>Procedures to be followed for voting</b>	LGEA Regs s23 (d)(i)	<p>'the voter must then ensure the sealed envelope is delivered to an electoral officer <u>for the council in which the elector is voting</u> (personally or by post) not later than the close of voting on polling day (ie the business day immediately preceding the last Saturday of October in the relevant year);'</p>
<b>Prescribed forms</b>	LGEA Regs Schedule Forms 1-13, CAA Regs Forms 1-10	<p>Review the necessity for all forms so that the returning officer may determine:</p> <ul style="list-style-type: none"> <li>▪ forms needed and their format;</li> <li>▪ the detail on all prescribed forms to simplify and clarify the current wording and format and to allow the office to respond to client feedback on voting materials including enhancement of the declaration envelope.</li> </ul> <p>At the 2003 elections, more than 50% of rejected declaration envelopes were because of a lack of a signature, and 23% because of the wrong signature. Redesign of the declaration envelope to incorporate the name, address and signature together <b>or</b> highlight the signature area would be advantageous.</p>
	Form 2 Application for inclusion on the voters roll:	<p>In the declaration, correct '...knowledge and behalf ' to knowledge and <u>belief</u>'.</p>
	Form 13 Campaign Donations Return	<p>Clarify the commencement dates for receiving and notating donations for the Campaign Donations Return for</p> <ul style="list-style-type: none"> <li>▪ unsuccessful candidates;</li> <li>▪ new candidates;</li> <li>▪ existing members contesting the elections;</li> <li>▪ candidates elected unopposed.</li> </ul>

## 6.3 LOCAL GOVERNMENT ACT 1999 (LGA 1999)

<b>Preliminary</b>	Interpretation s4(2)(a)(i)	Amend to '...the business day immediately preceding the last Saturday of October of the year of the elections'.
Consequential amendments to representation certification arrangements in the Local Government Act 1999	LGA 1999 s12(4)	A new polling day may mean an extension of time for the review of representation arrangements.
<b>Moveable signs</b>	LGA 1999 s226(3)	The LGA 1999 is currently silent on uniform signage provisions for <b>local government</b> elections. It is recommended that consideration be given to a general provision covering the election period from the commencement of the lodgement of nominations until polling day. LGA 1999 s239 permits councils to make their own by-laws.

## 6.4 COMMONWEALTH ELECTORAL ACT 1918 (CEA)

Commencing in May 1998 the federal government has sought to amend the Commonwealth Electoral Act 1918 in a range of areas including the introduction of proof of identity and upgraded witnessing provisions for electoral enrolment. The enrolment provisions of the legislation were passed by the parliament but not the accompanying Regulations, which were disallowed. Hence this aspect of the legislation is yet to come into operation.

The Electoral and Referendum Amendment (Roll Integrity and Other Measures) Bill 2002 was introduced on 14 March 2002, providing for the following changes to the CEA:

- close of rolls for new enrolments at issue of writ and 3 days after for others;
- removal of the franchise from prisoners;
- provision for address based enrolment (rather than for a federal division);
- removal of the link between admitting a provisional vote and re-instating an elector's name to the roll;
- a range of procedural changes relating to financial disclosure, penalties for intentional multiple voting, authorisation of election advertising and nominations.

There has been no debate on this bill to date. The Joint Standing Committee on Electoral Matters in its June 2003 report<sup>6</sup> recommended:

- upgraded proof of ID requirements for all enrollees;
- witnessing arrangements modified to a person currently 'ON' the electoral roll as opposed to 'eligible to be on the roll'.

Should consequent changes be agreed to State roll legislation, information for local government roll closures issued by the Local Government Association and authorities may need to be modified to take account of more complex enrolment provisions.

## 6.5 POLICY MATTERS

The office is aware of a number of local government electoral issues that are matters of policy on which the office will make no recommendation but draws to the attention of the Minister, the Local Government Association, the Office of Local Government and councils.

### 6.5.1 Supplementary elections (LGEA s6)

Some councils, eg Coober Pedy in 2003, experienced difficulty because a supplementary election was required shortly after the periodic elections. It has been suggested that if a council has a policy in place not to fill a vacancy for an area councillor, and one occurs in the first six months following a general election, then ballot papers from the general election should be distributed to the next available candidate in order to fill the new vacancy.

---

<sup>6</sup> *The 2001 Federal Election*, Joint Standing Committee on Electoral Matters June 2003, Canberra

## 6.5.2 Enrolment, voting and candidature entitlements for bodies corporate and groups

The industry to consider difficulties arising from:

- automatic enrolment, voting and candidature entitlements for sole occupiers, bodies corporate and groups;
- the differing entitlements for the Adelaide City Council (one vote only per elector) and other councils where multiple entitlements may be exercised.

## 6.5.3 Multiple nominations

Difficulties arise when candidates nominate for ward(s) other than those to which they have a voting entitlement.

This flexibility does allow candidates to offer their candidature in an election where otherwise there might be an insufficient number of candidates to fill the vacancies but can also lead to administrative pressure prior to nomination closure when candidates submit late withdrawals while other nominations are still proceeding.

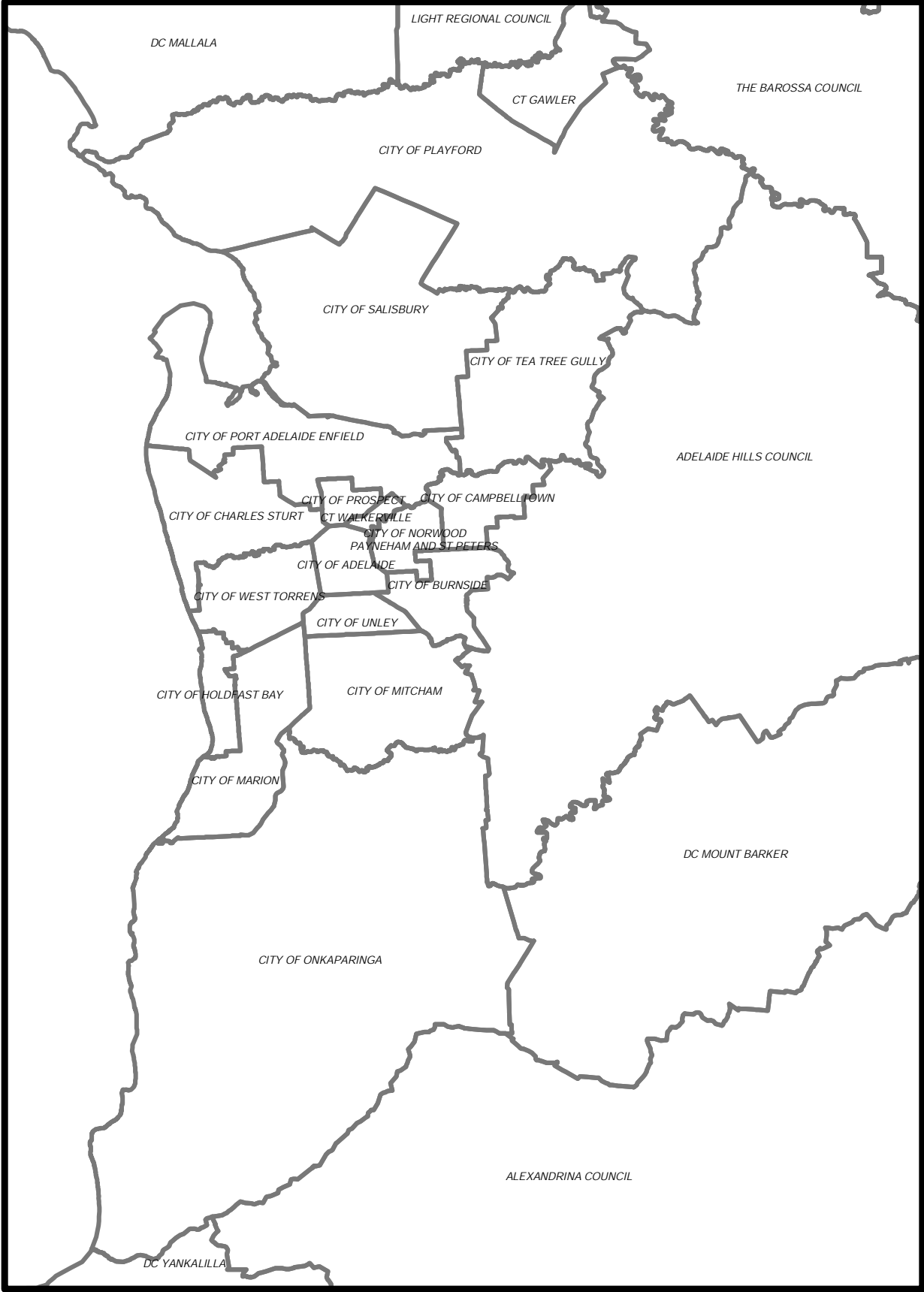


## 7. Council Maps

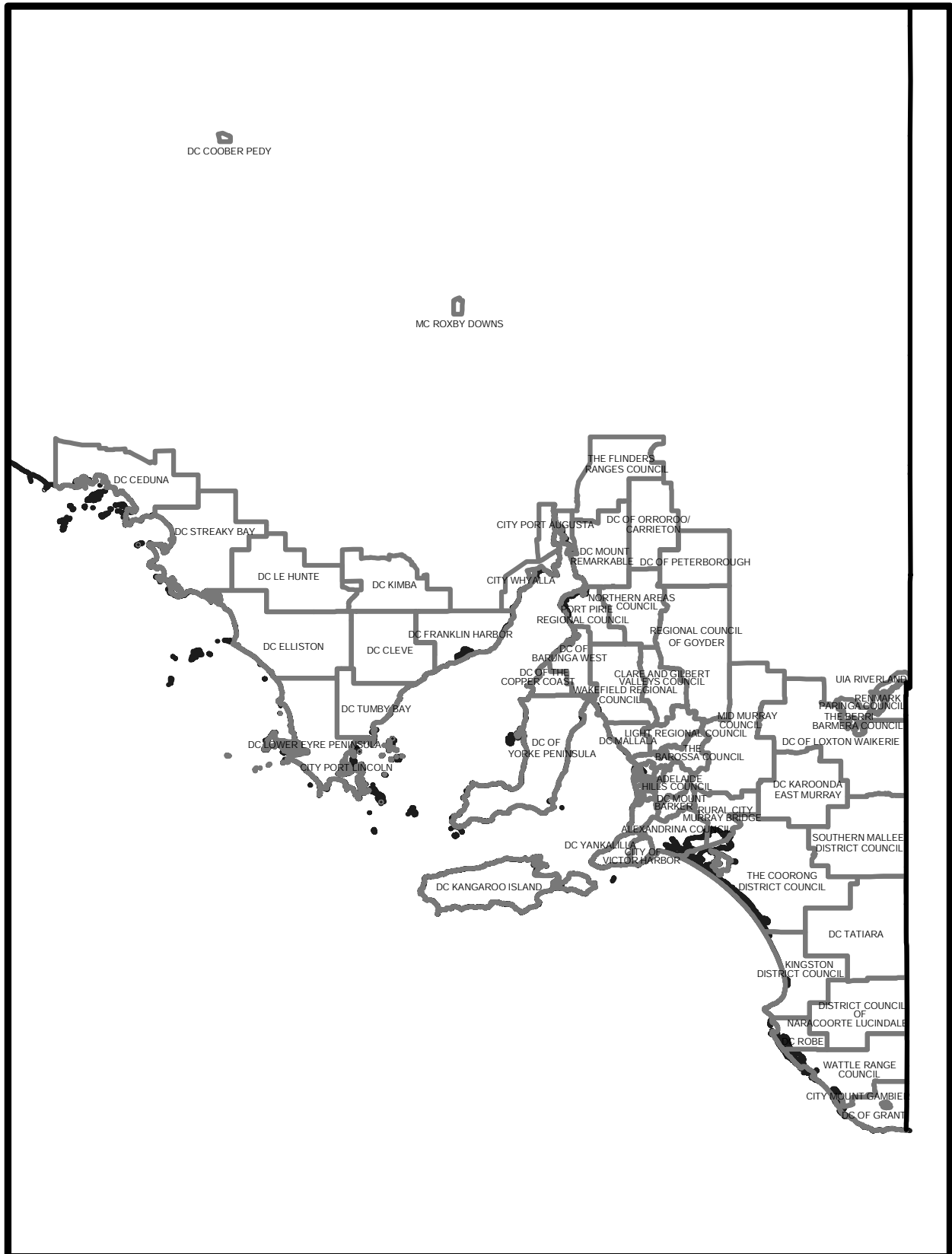


*Reproduced with the permission of the Department for Environment and Heritage*

7.1 METROPOLITAN COUNCILS



## 7.2 COUNCILS STATEWIDE







## 8. Glossary of Terms



## 8.1 GENERAL GLOSSARY OF TERMS



### ACTS

The *City of Adelaide Act 1998 Schedule 1, Local Government Act 1999, Local Government (Elections) Act 1999 & Regulations.*

### AREA COUNCILLOR

Formerly called alderman, a person elected to represent a council at large rather than for a particular ward.

### BALLOT PACK

Voting material mailed to each eligible elector comprising:

- ballot paper(s) for each contested election
- profiles for each of the candidates
- a ballot paper envelope (incorporating the voter's declaration)
- an instruction sheet
- a reply paid envelope to contain the voter's completed ballot material.

### BODY CORPORATE

An entity legally incorporated in a corporation eg company, incorporated association, co-operative, trade union, friendly society or other like incorporated body; excludes partnerships, private trusts or unincorporated bodies.

### BRIBE

Includes any pecuniary sum or material advantage including food, drink and entertainment.

### CANDIDATE

A person nominated for election who is eligible to be a mayor or councillor. Qualifications for and disqualifications from candidature are set out on the nomination form.

### CERTIFIED VOTERS ROLL

The roll is a list of all House of Assembly electors and additional council entitlements which includes persons, bodies corporate and groups of persons entitled to vote in respect of place of residence or rateable property for the area (supplied by the council). The roll is certified by the council chief executive officer.

### CHIEF EXECUTIVE OFFICER (CEO)

The chief executive officer of a council has specific electoral functions to perform including certifying the voters roll and administering Part 14 of the Act relating to candidates' campaign donations returns.

### CLOSE OF VOTERS ROLL

The closing time for enrolment and enrolment changes. For the May 2003 elections the voters roll closed at the close of business on Thursday 13 February 2003 (6 February for the Adelaide City Council).

### CLOSE OF VOTING

The closing time for the receipt of returned voting material. For the May 2003 elections - 12 noon, Monday 12 May 2003.

### COUNCIL

An area constituted under the *Local Government Act 1999*.

### COUNCILLOR

A person elected to represent a council ward or area.

### CROWN ENTITIES (State only)

Includes State government departments, agencies subject to ministerial direction and other government instrumentalities.

### COURT OF DISPUTED RETURNS

The Court has the jurisdiction to hear and determine any petition addressed to it disputing the validity of an election under the Act. The procedure and powers of the Court are the same as those of the District Court when exercising its civil jurisdiction.

### DECLARATION OF THE RESULTS

A return forwarded to the council chief executive officer prepared by a deputy returning officer certifying the election results and the names of the elected candidates.

### DEPUTY RETURNING OFFICER

A person appointed by the Electoral Commissioner to manage certain delegated election responsibilities.

### ELECTION

The choosing of representatives to occupy official positions by voting; the successful candidature of a participant in a ballot.

### ELECTOR

A person, body corporate or group of persons enrolled on the voters roll for a council. In the cases of a body corporate or group of persons, an elector is an authorised person who exercises the right to vote.

### ELECTORAL COMMISSIONER

The person responsible for the administration of local government and parliamentary State electoral legislation in South Australia. The Electoral Commissioner has been appointed as the Returning Officer for each council.

### ELECTORAL MATERIAL

An advertisement, notice, statement or representation calculated to affect the result of an election or poll.

### ELECTORAL MATERIAL AUTHORISATION

Electoral material must contain the name and address of the person authorising publication and in the case of printed material, the name and address of the printer or person responsible for production must be included.

### ELECTORAL OFFICER

In the general sense, means a person appointed as an electoral officer under the *Local Government (Elections) Act 1999* and includes the returning officer, deputy returning officer and other persons appointed to assist in election conduct.

**FORMAL BALLOT PAPER**

If one candidate is to be elected, a ballot paper is formal if the number 1 appears opposite the name of one candidate. If more than one candidate is to be elected, a ballot paper is formal if commencing with the number 1, the numbers opposite the names of candidates are at least consecutive up to the number of candidates required to be elected (ie if three candidates are to be elected, the numbers 1, 2 and 3 must appear). A tick ✓ or cross ✕ appearing beside a candidate's name on a ballot paper is equivalent to the number 1.

**GIFT**

Disposition of property – not by will - which includes money and services (other than voluntary labour) to another person without consideration, or inadequate consideration, of money or monetary value.

**GROUP**

Consists of natural persons or bodies corporate or a combination of both.

**ILLEGAL PRACTICE**

An offence under Part 7 and Part 12 of the *Local Government (Elections) Act 1999*. The deputy returning officer must forward to candidates, within 14 days of the close of nominations, a written statement in the prescribed form detailing illegal practices.

**INFORMAL BALLOT PAPER**

A ballot paper which does not comply with the formality rules governing the election and cannot therefore be accepted into the count.

**LEGISLATION (see ACTS)****NAME**

Name of a candidate for election includes a name by which the candidate is generally known.

**NOMINATION**

The completion and lodgement of the prescribed form. The nomination must contain a declaration of eligibility by the candidate and information required by the Regulations including the candidate's profile. A photograph of the candidate (black & white or colour) is optional.

**OFFICER OF A BODY CORPORATE**

Director, manager, secretary, public officer of the body corporate or person taking part in management of affairs of the body corporate.

**POLLING DAY**

The closing time for the receipt of returned voting material. For the May 2003 periodic elections - noon, Monday 12 May 2003.

**PRESCRIBED PERSON**

A person who has held office as a member of council at any time between 5 May 1997 and 1 January 2000.

**PROVISIONAL DECLARATION OF THE RESULT**

A public announcement by the deputy returning officer of the names of candidates provisionally elected after the conclusion of counting.

**PUBLIC NOTICE**

A notice placed in the Government Gazette and in a newspaper circulating in the council area. All prescribed election notices are public notices with the exception of the notice relating to the use of postal voting.

**RECOUNTS**

An unsuccessful candidate may request a recount within 48 hours of a provisional declaration by writing to the returning officer. The returning officer will then decide if a recount is required. In addition the returning officer may initiate a recount during the 48 hour period.

**REGULATIONS**

*Regulations under the Local Government (Elections) Act 1999.*

**RETURNING OFFICER**

The Electoral Commissioner is the returning officer for each council.

**SCRUTINEER**

A person appointed in writing, by a candidate, to represent the candidate at the scrutiny and count. A candidate may appoint a number of scrutineers but no more than two of them may be present at the scrutiny and count at the same time. A scrutineer may also be appointed for a poll and has the right to request a recount.

**STATE ELECTORAL OFFICE**

The Electoral Commissioner is responsible for the conduct of State parliamentary elections. The Electoral Commissioner is the chief executive of the State Electoral Office and is the returning officer for all local government elections. State Electoral Office staff assist the Electoral Commissioner in the discharge of his duties.

**VOTERS ROLL**

Contains full names, residential and rateable property addresses for natural persons, bodies corporate or groups entitled to vote.

**VOTING MATERIAL** *See ballot pack*

Materials required for an election. Includes ballot papers; candidate profiles, applications for voting papers and records relating to their issue; declarations made by persons voting or claiming to vote; voters roll.

**WARD**

A division of a council area.

**WITHDRAWAL OF NOMINATION**

A nominated candidate may, by notice in the prescribed form, withdraw the nomination at any time before the close of nominations. Similarly, a body corporate or group of persons who have nominated a candidate may, by notice in the prescribed form, withdraw the nomination at any time before the close of nominations.

## 8.2 GLOSSARY OF PROPORTIONAL REPRESENTATION (PR) TERMS

### CONTINUING CANDIDATE

A candidate not already elected or excluded from the count.

### DROOP QUOTA

First published in 1868 by English barrister and mathematician H.R. Droop. It is the method of calculating the *quota*, often expressed as a percentage, necessary for a candidate's election in certain forms of proportional representation - including the single transferable vote system used in Australian PR elections. It is calculated by dividing the total number of formal votes by a number that is one more than the number of seats to be filled and adding one to the result.

$$Q = \frac{V}{S+1} + 1$$

**Q** is the *quota* of votes necessary for election

**V** is the total number of *formal votes* or *ballot papers*

**S** is the number of *seats* to be filled.

The percentage quota required for the election of eleven members (half total membership) to the Legislative Council is 8.3%, for six Senate members (a half Senate election) 14.3%.

### EXCLUSION

The elimination of a candidate from the vote counting process due to a failure to acquire sufficient votes to remain in contention for a vacancy.

### EXHAUSTED BALLOT PAPER

A ballot paper that can no longer be used in the count as it expresses preferences for a limited number of candidates (at least as many as there are vacancies), not all. Not a provision in SA State parliamentary elections.

### HARE-CLARK SYSTEM

This system, used in Tasmania since 1909, is a combination of preferential voting with proportional representation from multi-member electorates. Voters are required to vote only once but can indicate the order in which they prefer the various candidates. This is the 'single transferable vote' (STV).

As counting proceeds the candidates are progressively elected as they reach a 'quota' of votes calculated according to a formula which takes into account the number of places to be filled and the number of votes that have been cast (*Droop Quota*). The final vacancy may be filled by a candidate below quota.

In 1980 variations were introduced by printing a 'series' of ballot papers so that the names of all candidates appear in the favoured positions with equal frequency (Robson Rotation). Other variations of this system include the filling of a casual vacancy position by a recount of ballot papers (of consenting candidates) and requiring voters to express a preference for individual candidates and not voting for a 'party ticket'.

The main difference between the Hare-Clark system used in Tasmania and the ACT and the modified system used in Senate, SA Legislative Council/ local government/ Nurses Board elections is that the former allows for *only those ballot papers creating a surplus* to be transferred to remaining

candidates while the Senate and SA procedures allow for *all* papers which elect a candidate to be transferred to the remaining candidates.

Calculation of Transfer Value - (TV)

**Tasmania, ACT**

Surplus Votes

Ballot papers in the **last** parcel creating the surplus

**Senate, SA Legislative Council/ local government/ Nurses Board**

Surplus Votes

**Total ballot papers**

### LOSS BY FRACTION

The transfer of ballot papers with a transfer value of less than 1 may result in a loss of votes. The loss occurs when ballot papers showing the next available preference for a particular continuing candidate are multiplied by the transfer value and the result is a number with a remainder. These remainders are ignored.

e.g. Transfer value = 0.074321  
Number of ballot papers = 431  
No. of ballot papers x transfer value  
431 x 0.074321 = 32.032351  
The result is 32.

Even where the result is, say 32.999999, the result is 32, not 33.

When several remainders occur, they can mount up to a loss of whole votes and are recorded as such on the scrutiny sheets.

### NAP - Next Available Preference

Ballot papers are transferred from an elected or excluded candidate according to the 'next available preference' marked on the ballot paper for a *continuing* candidate.

If the next available preference is for a candidate who has already been elected or excluded, the ballot paper is transferred according to the next available preference **after that candidate**.

If there is no next available preference on the ballot paper, the ballot paper with no such **NAP** is set aside as **exhausted**.

### NV - NO VALUE

Instances can occur where by applying the transfer value to a number of ballot papers, the result is a figure less than 1.

e.g. 32 ballot papers X **TV** of 0.012543 = 0.0401376

Such a result is recorded on the scrutiny sheets as **NV** (no value). A similar situation arises with the calculation of transfer values (TV).

### OPTIONAL PREFERENTIAL

This method allows the elector to vote for only the candidate most preferred or for some or for all candidates.

### ORDER OF ELECTION

This is determined by the count at which a candidate achieves quota, with a candidate gaining quota earliest having priority. If two or more candidates are elected at the same count, the candidate with the largest surplus is said to be elected first.

The order of election is significant where there are surpluses to be transferred. The surplus votes of the candidate elected earliest are always distributed **before** those of later elected candidates.

### PREFERENTIAL VOTING

A voting system in which voters are required to mark the ballot paper with consecutive numbers indicating the order in which the various candidates are preferred.

### PROPORTIONAL REPRESENTATION - PR

Invented simultaneously in England and Denmark in the early 19th century with its first application taking place in Belgium in 1889. The system is designed to ensure that seats in the elected body are allocated as nearly as possible in proportion to the votes received. It is usually used for the election of candidates in multi-member electoral districts.

PR systems can be grouped broadly into two categories: list systems and the single transferable vote system.

Electors are able to choose between candidates by numbering the candidates in order of preference. To be elected a candidate must obtain a *quota* or proportion of the formal vote. This can comprise 1<sup>st</sup> preference votes and those received after the distribution of preferences. Any votes in excess of the quota are transferred to second and subsequent preferences. If any seats remain unfilled, the lowest placed candidates are progressively excluded from the count and their votes transferred to candidates remaining in the count.

This system is used for the South Australian Legislative Council, local government and Nurses Board elections, Federal Senate elections, the Dail in the Republic of Ireland and for Northern Ireland elections to the European Parliament. Several variations exist: eg d'Hondt, Modified d'Hondt, Hare-Clark and Single Transferable Vote.

### QUOTA

The term used for the number of votes which a candidate must receive in order to be elected.

The quota is calculated by dividing the total number of formal ballot papers by one more than the number of vacancies to be filled and then adding one to the result (*disregarding any remainder*).

### PROPORTIONAL REPRESENTATION COUNT

#### Indicative Quotas

Guide only as to the proportion of the vote needed to be elected.

No. of Vacancies		% of formal vote required to be elected
1	<b>All mayoral elections</b>	<b>50% + 1 vote</b>
2		33.3%
3		25.0%
4		20.0%
5		16.6%
6	<b>SENATE</b>	<b>14.2%</b>
7		12.5%
8	Adelaide City Council	11.1%
9		10.0%
10		9.0%
11	<b>LEGISLATIVE COUNCIL</b>	<b>8.3%</b>
12		7.6%
13		7.1%
14		6.6%
15		6.2%

### SINGLE TRANSFERABLE VOTE - STV

This is a form of preferential voting. Each elector has one vote which is given to the candidate most preferred by the voter. This vote can be transferred to other continuing candidates, in the order of the elector's preferences, when an unsuccessful candidate is excluded or an elected candidate has a surplus (i.e. **Single Transferable Vote**).

### SURPLUS

Votes received by an elected candidate in excess of quota.

### TRANSFER VALUE (TV)

The value at which ballot papers are transferred to candidates remaining in the count (ie not already elected or excluded) provided further vacancies remain. A surplus is distributed to other candidates by transferring **all** the ballot papers of the elected candidate. Each ballot paper is regarded as representing only a fraction of a vote, so that the total value of the transferred ballot papers is only equal to the number of votes in the surplus. This fractional value is called the '**transfer value**'. For local government, Nurses Board and SA Legislative Council elections the transfer value is applied as follows:

- (1) Where a candidate is elected with a surplus of 1<sup>st</sup> preferences:

$$\frac{\text{Candidates surplus 1<sup>st</sup> preferences}}{\text{Total number of 1<sup>st</sup> preferences}}$$

- (2) Where a candidate reaches quota through transferred votes:

$$\frac{\text{Surplus votes above quota}}{\text{Total number of ballot papers received.}}$$



## **PART 2**

# **Periodic Election Results 2003**





# Contents

Page

**1. Council Election Listing** 87

Alphabetical list of councils with:

- COUNCIL NAME (Column 1)
- Election Name (Column 2)
- Election Code (Column 3)
- Whether Contested (Column 4)
- Administrative (Admin) Agency (Column 5)

eg

ALEXANDRINA, Mayoral, ALEA01, Yes, SEO

**2. Candidate Alphabetical Listing** 91

Alphabetical list of candidates with:

- Candidate Name (Column 1) – the surname and given name/s recorded by the candidate on their nomination form
- Ballot Paper Name (Column 2) – the SURNAME and ballot paper name/s requested by the candidate to appear on the ballot paper
- Whether Elected (Column 3)
- Election Code (Column 4)

eg

McHugh, Barry Kym    McHUGH, Kym    Elected    ALEA01

**3. Results of each contested election in council order** 111

- Header 1: COUNCIL NAME
- Header 2: Election Name, No. candidates, No. vacancies
- Header 3: Ballot Papers – Formal, Informal (No. & %)
  - Quota
  - First preference votes
  - Whether Elected / Excluded\*
  - Votes at Election / Exclusion
  - Count (at which elected or excluded)
- Candidate names as printed on the ballot paper and in ballot paper order, followed by vote details in the adjacent columns.

eg

**ALEXANDRINA COUNCIL**

*Mayoral*

<i>Ballot Papers</i>			<i>2 candidates contesting 1 vacancy</i>					
<i>Formal</i>	<i>Informal</i>		<i>Quota</i>	<i>First Preference</i>	<i>Elected / Excluded</i>		<i>Votes at Election / Exclusion</i>	<i>Count</i>
<b>6846</b>	<b>17</b>	<b>0.2%</b>	<b>3424</b>	<b>Votes</b>	<b>Elected / Excluded</b>	<b>Election / Exclusion</b>	<b>Count</b>	
SIEMERS, John L. K.				2464				
McHUGH, Kym				4382	Elected 1	Quota	1	

**\*Note: absence of notation in the Elected / Excluded column indicates that the candidate remained in the count as a continuing candidate at the conclusion of the election.**



# 1. COUNCIL ELECTION LISTING



<b>Council Name</b>	<b>Election Name</b>	<b>Election Code</b>	<b>Contested</b>	<b>Admin Agency</b>
ADELAIDE	Lord Mayoral	ADEA01	Yes	SEO
	Councillor at Large	ADEW01	Yes	SEO
ADELAIDE HILLS COUNCIL	Mayoral	ADHA01	Yes	AEC
	Manoah Ward	ADHW01	Yes	AEC
	Mount Lofty Ward	ADHW02	Yes	AEC
	Marble Hill Ward	ADHW03	Yes	AEC
	Torrens Valley Ward	ADHW04	Yes	AEC
	Onkaparinga Valley Ward	ADHW05	Yes	AEC
ALEXANDRINA	Mayoral	ALEA01	Yes	SEO
	Nangkita - Kuitpo Ward	ALEW01	No	SEO
	Strathalbyn Ward	ALEW02	No	SEO
	Angas - Bremer Ward	ALEW03	Yes	SEO
	Pt Elliot - Middleton Ward	ALEW04	Yes	SEO
	Goolwa - Hindmarsh Island Ward	ALEW05	Yes	SEO
BAROSSA	Mayoral	BARA01	No	SEO
	Councillor at Large	BARW01	Yes	SEO
BARUNGA WEST	Councillor at Large	BAWW01	No	CNCL
BERRI BARMERA	Mayoral	BERA01	Yes	CNCL
	Councillor at Large	BERW01	Yes	CNCL
BURNSIDE	Mayoral	BURA01	Yes	SEO
	Beaumont Ward	BURW01	Yes	SEO
	Burnside Ward	BURW02	No	SEO
	Eastwood and Glenunga Ward	BURW03	Yes	SEO
	Kensington Gardens & Magill Ward	BURW04	Yes	SEO
	Kensington Park Ward	BURW05	Yes	SEO
	Rose Park & Toorak Gardens Ward	BURW06	Yes	SEO
CAMPBELLTOWN	Mayoral	CAMA01	Yes	AEC
	Area Councillor	CAMA02	Yes	AEC
	Hectorville Ward	CAMW01	No	AEC
	Gorge Ward	CAMW02	Yes	AEC
	Newton Ward	CAMW03	Yes	AEC
	River Ward	CAMW04	No	AEC
	Woodforde Ward	CAMW05	Yes	AEC
CEDUNA	Mayoral	CEDA01	Yes	CNCL
	Councillor at Large	CEDW01	Yes	CNCL
CHARLES STURT	Mayoral	CHAA01	Yes	SEO
	Semaphore Park Ward	CHAW01	Yes	SEO
	Royal Park Ward	CHAW02	Yes	SEO
	Grange Ward	CHAW03	No	SEO
	Henley Ward	CHAW04	Yes	SEO
	Cheltenham Ward	CHAW05	Yes	SEO
	Findon Ward	CHAW06	Yes	SEO
	Kidman Ward	CHAW07	Yes	SEO
	Woodville Ward	CHAW08	Yes	SEO
	Beverley Ward	CHAW09	Yes	SEO
	Hindmarsh Ward	CHAW10	Yes	SEO
CLARE & GILBERT VALLEYS	Mayoral	CLAA01	Yes	SEO
	Councillor at Large	CLAW01	No	SEO
CLEVE	Councillor at Large	CLEW01	Yes	CNCL
COOBER PEDY	Mayoral	COOA01	Yes	SEO
	Councillor at Large	COOW01	Yes	SEO
COORONG DISTRICT COUNCIL	Parks Ward	CORW01	No	SEO/CNCL
	Mallee Ward	CORW02	Yes	SEO/CNCL
	Lakes Ward	CORW03	No	SEO/CNCL
COPPER COAST	Mayoral	COPA01	No	SEO/CNCL
	Kadina Ward	COPW01	Yes	SEO/CNCL
	Paskeville Ward	COPW02	No	SEO/CNCL
	Moonta Ward	COPW03	Yes	SEO/CNCL
	Wallaroo Ward	COPW04	Yes	SEO/CNCL
ELLISTON	Councillor at Large	ELLW01	Yes	CNCL
FLINDERS RANGES	Mayoral	FLIA01	No	AEC
	Councillor at Large	FLIW01	No	AEC
FRANKLIN HARBOUR	Councillor at Large	FRAW01	Yes	SEO/CNCL
GAWLER	Mayoral	GAWA01	Yes	AEC
	Councillor at Large	GAWW01	No	AEC

<b>Council Name</b>	<b>Election Name</b>	<b>Election Code</b>	<b>Contested</b>	<b>Admin Agency</b>
GOYDER	Hallett Ward	GOYW01	Yes	SEO
	Burra Ward	GOYW02	Yes	SEO
	Eudunda Ward	GOYW03	No	SEO
	Robertstown Ward	GOYW04	No	SEO
GRANT	Mayoral	GRAA01	Yes	AEC
	Central Ward	GRAW01	Yes	AEC
	Tarpeena Ward	GRAW02	No	AEC
	Port MacDonnell Ward	GRAW03	No	AEC
HOLDFAST BAY	Mayoral	HOLA01	Yes	SEO
	Glenelg Ward	HOLW01	Yes	SEO
	Somerton Ward	HOLW02	Yes	SEO
	Brighton Ward	HOLW03	No	SEO
KANGAROO ISLAND	Seacliff Ward	HOLW04	Yes	SEO
	Mayoral	KANA01	No	SEO
	Councillor at Large	KANW01	Yes	SEO
	Mayoral	KARA01	No	CNCL
KAROONDA EAST MURRAY	Hooper Ward	KARW01	No	CNCL
	East Murray Ward	KARW02	No	CNCL
	Molineux Ward	KARW03	No	CNCL
	Karoonda Ward	KARW04	No	CNCL
KIMBA	Councillor at Large	KIMW01	Yes	CNCL
	Kingston Ward	KINW01	Yes	CNCL
	Watervalley Ward	KINW02	Yes	CNCL
	Blackford Ward	KINW03	No	CNCL
LE HUNTE LIGHT	Woolmit Ward	KINW04	No	CNCL
	Councillor at Large	LEHW01	Yes	CNCL
	Mayoral	LIGA01	Yes	AEC
	Dutton Ward	LIGW01	No	AEC
LOWER EYRE PENINSULA	Light Ward	LIGW02	No	AEC
	Western Barossa Ward	LIGW03	No	AEC
	Mudla Wirra Ward	LIGW04	No	AEC
	Councillor at Large	LOWW01	Yes	SEO
LOXTON WAIKERIE	Mayoral	LOXA01	Yes	SEO/CNCL
	Councillor at Large	LOXW01	Yes	SEO/CNCL
	Dublin Ward	MALW01	No	SEO/CNCL
	Mallala Ward	MALW02	Yes	SEO/CNCL
MALLALA	Two Wells Ward	MALW03	No	SEO/CNCL
	Lewiston Ward	MALW04	Yes	SEO/CNCL
	Mayoral	MARA01	No	AEC
	East Ward	MARW01	Yes	AEC
MARION	West Ward	MARW02	Yes	AEC
	Central Ward	MARW03	Yes	AEC
	South Ward	MARW04	Yes	AEC
	Mayoral	MIDA01	No	SEO
MID MURRAY COUNCIL	Randell Ward	MIDW01	Yes	SEO
	River South Ward	MIDW02	Yes	SEO
	Sturt Ward	MIDW03	Yes	SEO
	River North Ward	MIDW04	Yes	SEO
MITCHAM	Reedy Creek Ward	MIDW05	No	SEO
	Mayoral	MITA01	No	SEO
	Boorman Ward	MITW01	Yes	SEO
	Gault Ward	MITW02	Yes	SEO
MOUNT BARKER	Overton Ward	MITW03	No	SEO
	Babbage Ward	MITW04	No	SEO
	Craigburn Ward	MITW05	No	SEO
	The Park Ward	MITW06	Yes	SEO
MOUNT GAMBIER (CITY)	Mayoral	MTBA01	Yes	AEC
	North Ward	MTBW01	Yes	AEC
	Central Ward	MTBW02	Yes	AEC
	South Ward	MTBW03	Yes	AEC
MOUNT REMARKABLE	Mayoral	MTGA01	Yes	AEC
	East Ward	MTGW01	Yes	AEC
	West Ward	MTGW02	Yes	AEC
	Coastal Ward	MTRW01	No	AEC
MOUNT REMARKABLE	Ranges Ward	MTRW02	Yes	AEC
	Plains Ward	MTRW03	Yes	AEC
	Forest Ward	MTRW04	Yes	AEC

<b>Council Name</b>	<b>Election Name</b>	<b>Election Code</b>	<b>Contested</b>	<b>Admin Agency</b>
MURRAY BRIDGE	Mayoral	MURA01	No	SEO
	Mobilong Ward	MURW01	Yes	SEO
	Brinkley Ward	MURW02	Yes	SEO
NARACOORTE LUCINDALE	Monarto Ward	MURW03	Yes	SEO
	Mayoral	NARA01	Yes	CNCL
	Councillor at Large	NARW01	Yes	CNCL
NORTHERN AREAS COUNCIL	Jamestown Ward	NORW01	No	AEC
	Spalding Ward	NORW02	Yes	AEC
	Rocky River Ward	NORW03	Yes	AEC
	Georgetown Ward	NORW04	No	AEC
NORWOOD, PAYNEHAM AND ST PETERS	Mayoral	NPSA01	Yes	AEC
	East Adelaide/Kent Town Ward	NPSW01	Yes	AEC
	Stepney/Maylands Ward	NPSW02	Yes	AEC
	Torrens Ward	NPSW03	Yes	AEC
	Payneham Ward	NPSW04	Yes	AEC
	Trinity Ward	NPSW05	Yes	AEC
	West Norwood Ward	NPSW06	Yes	AEC
	Kensington Ward	NPSW07	Yes	AEC
	Mayoral	ONKA01	Yes	SEO
	Wine Coast Ward	ONKW01	Yes	SEO
ONKAPARINGA	Mid South Coast Ward	ONKW02	Yes	SEO
	Knox Ward	ONKW03	Yes	SEO
	Pimpala Ward	ONKW04	Yes	SEO
	Thalassa Ward	ONKW05	Yes	SEO
	Councillor at Large	ORRW01	No	SEO
ORROROO/CARRIETON PETERBOROUGH (DC)	Mayoral	PETA01	No	SEO
	Councillor at Large	PETW01	Yes	SEO
PLAYFORD	Mayoral	PLAA01	Yes	AEC
	Ward 1	PLAW01	Yes	AEC
	Ward 2	PLAW02	Yes	AEC
	Ward 3	PLAW03	No	AEC
	Ward 4	PLAW04	Yes	AEC
	Ward 5	PLAW05	Yes	AEC
	Ward 6	PLAW06	Yes	AEC
PORT ADELAIDE ENFIELD	Mayoral	PTAA01	Yes	AEC
	Outer Harbour Ward	PTAW01	Yes	AEC
	Semaphore Ward	PTAW02	Yes	AEC
	Port Adelaide Ward	PTAW03	Yes	AEC
	Parks Ward	PTAW04	No	AEC
	Enfield Ward	PTAW05	Yes	AEC
	Klemzig Ward	PTAW06	Yes	AEC
	Northfield Ward	PTAW07	Yes	AEC
	Mayoral	PAUA01	Yes	AEC
	Councillor at Large	PAUW01	Yes	AEC
PORT AUGUSTA	Mayoral	PTLA01	No	CNCL
	Councillor at Large	PTLW01	Yes	CNCL
PORT LINCOLN	Mayoral	PTPA01	Yes	AEC
PORT PIRIE	Councillor at Large	PTPW01	Yes	AEC
PROSPECT	Mayoral	PROA01	Yes	SEO
	Nailsworth Ward	PROW01	Yes	SEO
	Kingston Ward	PROW02	Yes	SEO
	Fitzroy Ward	PROW03	Yes	SEO
	St Johns Wood Ward	PROW04	Yes	SEO
	Highbury Ward	PROW05	Yes	SEO
REMARK PARINGA	Mayoral	RENA01	Yes	SEO
	Councillor at Large	RENW01	Yes	SEO
ROBE	Mayoral	ROBA01	Yes	CNCL
	Rural Ward	ROBW01	No	CNCL
	Town Ward	ROBW02	Yes	CNCL

<b>Council Name</b>	<b>Election Name</b>	<b>Election Code</b>	<b>Contested</b>	<b>Admin Agency</b>	
SALISBURY	Mayoral	SALA01	No	AEC	
	Central Ward	SALW01	Yes	AEC	
	East Ward	SALW02	No	AEC	
	South Ward	SALW03	No	AEC	
	Hills Ward	SALW04	Yes	AEC	
	Para Ward	SALW05	Yes	AEC	
	North Ward	SALW06	Yes	AEC	
	Levels Ward	SALW07	Yes	AEC	
SOUTHERN MALLEE DISTRICT COUNCIL	West Ward	SALW08	Yes	AEC	
	Price Cotton Ward	SOUW01	No	SEO	
	Bews Ward	SOUW02	No	SEO	
	Gray Ward	SOUW03	No	SEO	
STREAKY BAY	Kelly/Scales Ward	SOUW04	No	SEO	
	Flinders Ward	STRW01	Yes	SEO/CNCL	
TATIARA	Eyre Ward	STRW02	Yes	SEO/CNCL	
	East Ward	TATW01	Yes	SEO/CNCL	
TEA TREE GULLY	West Ward	TATW02	No	SEO/CNCL	
	Mayoral	TEAA01	Yes	SEO	
	Pedare Ward	TEAW01	Yes	SEO	
	Drumminor Ward	TEAW02	Yes	SEO	
	Hillcott Ward	TEAW03	Yes	SEO	
	Balmoral Ward	TEAW04	Yes	SEO	
TUMBY BAY	Steventon Ward	TEAW05	Yes	SEO	
	Water Gully Ward	TEAW06	Yes	SEO	
	Councillor at Large	TUMW01	Yes	CNCL	
	UNLEY	Mayoral	UNLA01	Yes	AEC
	Unley Ward	UNLW01	Yes	AEC	
	Parkside Ward	UNLW02	Yes	AEC	
VICTOR HARBOR	Fullarton Ward	UNLW03	Yes	AEC	
	Goodwood Ward	UNLW04	Yes	AEC	
	Goodwood South Ward	UNLW05	No	AEC	
	Unley Park Ward	UNLW06	Yes	AEC	
	Mayoral	VICA01	Yes	SEO	
	Councillor at Large	VICW01	Yes	SEO	
WAKEFIELD REGIONAL COUNCIL	Mayoral	WAKA01	No	AEC	
	Northern Ward	WAKW01	No	AEC	
	Western Ward	WAKW02	Yes	AEC	
	Central Ward	WAKW03	No	AEC	
	Southern Ward	WAKW04	No	AEC	
	Eastern Ward	WAKW05	No	AEC	
WALKERVILLE	Mayoral	WALA01	No	SEO	
	Medindie/Gilbert Ward	WALW01	No	SEO	
	Walkerville Ward	WALW02	Yes	SEO	
	Vale Park Ward	WALW03	Yes	SEO	
WATTLE RANGE	Mayoral	WATA01	Yes	CNCL	
	Kintore Ward	WATW01	Yes	CNCL	
	Riddoch Ward	WATW02	Yes	CNCL	
	Corcoran Ward	WATW03	Yes	CNCL	
	Sorby Adams Ward	WATW04	Yes	CNCL	
WEST TORRENS	Mayoral	WSTA01	No	SEO	
	Keswick Ward	WSTW01	No	SEO	
	Hilton Ward	WSTW02	Yes	SEO	
	Plympton Ward	WSTW03	Yes	SEO	
	Lockleys Ward	WSTW04	No	SEO	
	Airport Ward	WSTW05	No	SEO	
	Morphett Ward	WSTW06	No	SEO	
	Thebarton Ward	WSTW07	Yes	SEO	
WHYALLA	Mayoral	WHYA01	Yes	SEO	
YANKALILLA	Councillor at Large	WHYW01	Yes	SEO	
	Flinders Ward	YANW01	Yes	AEC	
YORKE PENINSULA	Bungala Ward	YANW02	Yes	AEC	
	Hewett Ward	YANW03	Yes	AEC	
	Carrickalinga Ward	YANW04	Yes	AEC	
	Mayoral	YORA01	No	CNCL	
YORKE PENINSULA	Kalkabury Ward	YORW01	Yes	CNCL	
	Gum Flat Ward	YORW02	Yes	CNCL	
	Innes/Penton Vale Ward	YORW03	No	CNCL	

## 2. CANDIDATE ALPHABETICAL LISTING



<b>Candidate Name</b>	<b>Ballot Paper Name</b>	<b>Elected</b>	<b>Election Code</b>
Abela, Donna Margaret	ABELA, Donna	Elected	SALW08
Abela, Peter John Robert	ABELA, Peter		SALW06
Ackers, John	ACKERS, John		ONKW01
Ackland, Neal Ernest	ACKLAND, Neal		PLAW01
Ackland, Trevor Brian	ACKLAND, Trevor	Elected	CLAW01
Adam, Tanya	ADAM, Tanya		PLAW01
Adamo, Ralph	ADAMO, Ralph		WATW01
Adams, Brer Christopher	ADAMS, Brer		UNLW02
Adams, Rex	ADAMS, Rex	Elected	WALW01
Adcock, Christopher John	ADCOCK, Chris		MITW02
Agius, Albert Mary Angelo Vincent	AGIUS, Albert		PTPW01
Agius, Edgar Anthony	AGIUS, Edgar	Elected	CHAW09
Agnew, Raymond George	AGNEW, Ray	Elected	YORW03
Aitchison, John Allan	AITCHISON, John	Elected	BAWW01
Aldahn, Valerie Christina	ALDAHN, Valerie		MARW01
Aldenhoven, Lealand Wayne	ALDENHOVEN, Lee	Elected	CAMW02
Aldridge, Gillian Mary	ALDRIDGE, Gillian	Elected	SALW05
Allen, Brian John	ALLEN, Brian		ONKW02
Allen, Deidree Anne	ALLEN, Deidree		PTAW03
Allen, George	ALLEN, George		MITW01
Allen, Jeannette May	ALLEN, Jeannette	Elected	MTBW01
Allison, Mary	ALLISON, Mary	Elected	VICW01
Amamoo, Damian	AMAMOO, Damian	Elected	PROW05
Amber, Laurence Maxwell	AMBER, Max	Elected	CAMA02
Amer, Roy Donald	AMER, Roy		PTAW05
Amezdroz, Alan George	AMEZDROZ, Alan		ONKW03
Anderson, Harold Frank	ANDERSON, Harold	Elected	CHAA01
Anderson, John James Willoughby	ANDERSON, John (Spike) J. W.		PTAW02
Andrews, Darren James	ANDREWS, Darren		NPSW03
Andrews, Ian Graham	ANDREWS, Ian		RENW01
Angas, Colin John Maudsley	ANGAS, John	Elected	BARW01
Angel, Ann Margaret	ANGEL, Ann	Elected	SOUW04
Angove, Robert Alfred	ANGOVE, Robert (Bob)	Elected	ADEW01
Antonio, Thomas Anthony	ANTONIO, Tom	Elected	WHYW01
Appelkamp, Garry John	APPELKAMP, Garry	Elected	CORW03
Arandle, David John	ARANDLE, David	Elected	GAWW01
Arbon, Allan Ernest	ARBON, Allan	Elected	MURA01
Aston, Donald Kenneth	ASTON, Don		HOLW02
Athanasiadis, Paul	ATHANASIADIS, Paul	Elected	COOW01
Atkinson, Reginald	ATKINSON, Reg		SALW07
Axon, Peter Louis	AXON, Peter		PTPW01
Babi, Susanne Gabriella	BABI, Sue		ADHA01
Bailey, David John	BAILEY, David		SALW05
Bailey, Ian Ailwyn	BAILEY, Ian	Elected	ADHW03
Bailey, Janet Mary	BAILEY, Janet		PAUW01
Bails, Michael Ian	BAILS, Michael	Elected	MTBW02
Bain, Bruce James	BAIN, Bruce	Elected	GRAW01
Baines, Stephen	BAINES, Steve	Elected	COOA01
Baker, Kaija Lisa	BAKER, Lisa		STRW01
Baker, Malcolm Stanley	BAKER, Malcolm	Elected	TUMW01
Baker, Marilyn	BAKER, Marilyn	Elected	PLAA01
Balan, Elizabeth	BALAN, Elizabeth	Elected	NPSW01
Baluch, Nancy Joy	BALUCH, Joy	Elected	PAUA01
Bambrick, Karin Louise	BAMBRICK, Karin Louise		PROW05
Bampton, Andrew Charles	BAMPTON, Andrew		MTBA01
Barbaro, Paul	BARBARO, Paul		TEAW01
Barca, Anthony	BARCA, Tony	Elected	PTAW06
Barker, Roger Wayne	BARKER, Roger		YANW03
Barnett, Kristina Murray	BARNETT, Kristina	Elected	PROA01
Barr, Fiona Elizabeth	BARR, Fiona	Elected	PTAA01
Bartlett, Lillian Ivy	BARTLETT, Lillian	Elected	GAWW01
Bascombe, Michael John	BASCOMBE, Mick	Elected	PTLW01
Basham, Mark Andrew	BASHAM, Mark	Elected	PTAW07
Bates, Jayne Alison	BATES, Jayne	Elected	KANW01
Batten, Stanley Lennard Basil	BATTEN, Stan		TEAW03
Bawden, Janet Wynne	BAWDEN, Janet		CEDW01

<b>Candidate Name</b>	<b>Ballot Paper Name</b>	<b>Elected</b>	<b>Election Code</b>
Beaumont-Clark, Lynette Alison	BEAUMONT-CLARK, Lyn	Elected	WAKW04
Beckett, Mary Elizabeth	BECKETT, Mary	Elected	ALEW04
Beilby, Christopher Hart	BEILBY, Christopher		PTAA01
Beinke, Dennis	BEINKE, Dennis		CHAW06
Belluzzo, Isidoro	BELLUZZO, Issy		TATW01
Benger, Donald Frederick	BENGER, Don	Elected	CLAW01
Bennett, Aine Maria	BENNETT, Aine		ONKW01
Berryman, Anthony Daniel William	BERRYMAN, Tony	Elected	PETW01
Betterman, Cynthia Felicia	BETTERMAN, Cynthia	Elected	PROW02
Bills, Graham Maynard	BILLS, Graham	Elected	BURW02
Birch, Leslie Ronald	BIRCH, Les	Elected	UNLW05
Birnie, Robert Burns	BIRNIE, Robert Burns	Elected	UNLW06
Biscoe, Patsy	BISCOE, Patsy	Elected	BARW01
Black, Judith Marie	BLACK, Judy	Elected	CAMPW01
Blackmore, Glen Charles	BLACKMORE, Glen		PLAW01
Blackwell, Barry Lester	BLACKWELL, Barry	Elected	WSTW01
Blaikie, David Caryl	BLAIKIE, David	Elected	PROW02
Blieschke, Margaret Nicol (Rita)	BLIESCHKE, Rita	Elected	PTPW01
Blieschke, Peter Francis	BLIESCHKE, Peter		MTRW02
Blight, Stephen Grant	BLIGHT, Stephen G.		SALW05
Blobel, Harald	BLOBEL, Harry	Elected	COOW01
Blows, Catherine Jane	HOSKING, Kate	Elected	ADHW02
Bobrige, Gaile Shona	BOBRIGE, Gaile	Elected	LOWW01
Bodnar, Lucy	BODNAR, Lucy		PTAW03
Bond, Barbara Mary	BOND, Barbara		VICA01
Bond, Ian Murray	BOND, Ian M.		MIDW02
Bone, Ellen	BONE, Ellei	Elected	PTPW01
Bonfiglio, Francesca	BONFIGLIO, Francesca		HOLW01
Borst, René Martin	BORST, Rene		MARW04
Boseley, Glenys Mary	BOSELEY, Glenys	Elected	SOUW04
Bottroff, Michele Gale	BOTTRUFF, Michele		MIDW01
Bouchée, Rosalina Marie	BOUCHÉE, Mikki	Elected	HOLW02
Boundy, Geoffrey Alan	BOUNDY, Geoff	Elected	PLAW01
Bourne, Richard Newman	BOURNE, Richard Newman	Elected	NARA01
Bouwens, Sheila Carol	BOUWENS, Carol	Elected	MARW03
Bower, Anthony Richard David	BOWER, Tony		ALEW03
Bowman, Brenda Elizabeth	BOWMAN, Brenda	Elected	YORW01
Bowman, Kathleen	BOWMAN, Kathie	Elected	ORRW01
Boxall, Malcolm Robert	BOXALL, Malcolm Robert	Elected	KANW01
Boylan, Francis Damien	BOYLAN, Frank	Elected	ROBW01
Boyle, Michael David	BOYLE, Michael D.	Elected	CAMPW05
Bradbrook, Jenny Ann	BRADBROOK, Jenny	Elected	PTAW06
Bradley, Robert Wayne	BRADLEY, Bob	Elected	GOYW02
Braes, Mark Edward	BRAES, Mark	Elected	WATW03
Brand, Albert Leslie	BRAND, Albert L.		COPW04
Brand, Nigel Rex	BRAND, Nigel	Elected	YANW01
Branford, Barbara Alice	BRANFORD, Barb	Elected	LEHW01
Brauer, Peter John	BRAUER, Peter	Elected	KANW01
Bray, Rhonda	BRAY, Rhonda		PROW04
Brazher-DeLaine, Kathryn Jane	BRAZHER-DeLAINE, Kathy		MTBW01
Brennan, Mary Delia	BRENNAN, Delia		PTAW03
Bria, Roberto Aldo	BRIA, Robert	Elected	NPSW03
Bridge, Kennedy James	BRIDGE, Ken		UNLW04
Brincat, Raymond Joseph	BRINCAT, Ray		HOLW01
Brine, Judith Mary	BRINE, Judith	Elected	ADEW01
Brisbane, Cleve Douglas	BRISBANE, Cleve		MURW03
Broadway, Robert Geoffrey	BROADWAY, Bob		WHYW01
Brock, Geoffery Graeme	BROCK, Geoff	Elected	PTPA01
Brooks, Bevin John	BROOKS, Bevin		BERW01
Brooks, Ivan Murray	BROOKS, Ivan	Elected	MITA01
Brougham, Pamela Gwen	BROUGHAM, Pam	Elected	TUMW01
Brown, Garry Ernest	BROWN, Garry	Elected	YORW01
Brown, Heather Annie	BROWN, Heather		UNLW04
Brown, Lynton Alan	BROWN, Lynton	Elected	CEDW01
Brown, Rodney Arthur	BROWN, Rod	Elected	ONKW03
Brown, Sandra Kaye	BROWN, Sandra	Elected	ONKW04



<b>Candidate Name</b>	<b>Ballot Paper Name</b>	<b>Elected</b>	<b>Election Code</b>
Brown, Vincent Neil	BROWN, Vincent Neil	Elected	MARW02
Buchanan, Chad Robert Campbell	BUCHANAN, Chad	Elected	SALW08
Buesnel, Graham Reginald	BUESNEL, Graham		CHAW01
Burdett, Kevin John	BURDETT, Kevin	Elected	KARA01
Burge, Edwin Leslie	BURGE, Edwin L.	Elected	CEDW01
Burgess, David James	BURGESS, Dave	Elected	MIDW02
Burgess, Ian David	BURGESS, Ian	Elected	BAWW01
Burgess, Jeffrey William	BURGESS, Jeff	Elected	NORW04
Burrows, Karen Shirley	BURROWS, Karen Shirley	Elected	ELLW01
Bussenschutt, Brian Rex	BUSSENSCHUTT, Brian	Elected	COPW02
Button, Rodney William	BUTTON, Rodney	Elected	YORW02
Byerlee, John Malcolm	BYERLEE, Malcolm	Elected	ORRW01
Byers, Vanessa Mary	BYERS, Vanessa	Elected	YANW02
Byford, Kate Alexandra	BYFORD, Kate	Elected	PROW01
Calandro, Karyn	CALANDRO, Karyn		BURW01
Camac, Stanley Stewart	CAMAC, Stan		ADHW05
Cameron, Alister Colin	CAMERON, Alister		MTRW04
Cameron, Barbara Mary	CAMERON, Barbara Mary		WATW01
Campaign, Peter Jeffrey	CAMPAIGN, Peter		CHAW01
Campbell, Colin Bruce	CAMPBELL, Colin	Elected	MITW06
Campbell, Paul	CAMPBELL, Paul		RENW01
Carbone, Giuseppe	CARBONE, Joe		CHAW07
Carbone, Julian Mark	CARBONE, Julian		BURW05
Carey, Alan Lewis	CAREY, Alan		CHAW04
Carrick, William Hunter	CARRICK, Bill	Elected	LIGW01
Caruso, Giuseppe	CARUSO, Joe	Elected	SALW02
Caruso, Linda Marjorie	CARUSO, Linda	Elected	SALW06
Caruso, Mario	CARUSO, Mario		BURW04
Carwana, David Mark	CARWANA, David Mark	Elected	PTPW01
Case, Carol Faye	CASE, Faye	Elected	ORRW01
Casey, Bruce David John	CASEY, Bruce	Elected	BERW01
Casey, Leonie Joan	CASEY, Leonie	Elected	KINW01
Cass, Janice Dora	CASS, Jan		LOXA01
Catford, Malcolm John	CATFORD, Malcolm	Elected	NORW01
Catt, Malcolm John	CATT, Malcolm	Elected	PTLW01
Cava, Nicola Peter	CAVA, Nick	Elected	PLAW02
Cavanough, Jill Michele	CAVANOUGH, Jill		UNLW03
Cave, Paul Gerard	CAVE, Paul	Elected	TUMW01
Cawood, Ian Stanley	CAWOOD, Ian	Elected	CEDW01
Centofanti, Rhonda Louise	CENTOFANTI, Rhonda Louise	Elected	BERW01
Cenzato, Mary	CENZATO, Mary		WSTW03
Chadwick, Lance Charles	CHADWICK, Lance		CHAW07
Champion, Denise Mary	CHAMPION, Denise		PAUW01
Champion, Malcolm Edward	CHAMPION, Malcolm E.		PAUA01
Chaplin, Brenton Shane	CHAPLIN, Brenton		RENW01
Chapman, Norman Robert	CHAPMAN, Norm	Elected	PETW01
Chapman, Thomas Leslie	CHAPMAN, Tom	Elected	CLAW01
Chappell, Brenton William	CHAPPELL, Brenton		MITW06
Chappell, Robert John	CHAPPELL, Robert John	Elected	CAMW01
Charleson, Henry William Keith	CHARLESON, Keith	Elected	MALW02
Cheeseman, Wayne Dean	CHEESEMAN, Wayne		MURW02
Cehade, Amin	CHEHADE, Amin		ADEW01
Chennell, Heather Rose	CHENNELL, Heather	Elected	MITW05
Chester, Hugh	CHESTER, Peter		MTBW01
Chigwidden, Patricia Mary	CHIGWIDDEN, Pat	Elected	VICW01
Childs, Maureen Fay	CHILDS, Fay	Elected	WATW04
Chown, Ronald Mark	CHOWN, Mark	Elected	RENW01
Christopoulos, Adriana	CHRISTOPOULOS, Adriana	Elected	WSTW02
Clapp, Leon Ernest	CLAPP, Leon	Elected	PETW01
Clark, David Edward	CLARK, Dave		ONKW05
Clark, Denis Vincent	CLARK, Denis	Elected	NORW01
Clark, Geoffrey	CLARK, Geoff	Elected	PAUW01
Clark, George Alfred	CLARK, George	Elected	LOXW01
Clark, John	CLARK, John		PLAW01
Clark, John Arthur	CLARK, John Arthur		PTLW01
Clark, Patrick James	CLARK, Patrick	Elected	ELLW01

<b>Candidate Name</b>	<b>Ballot Paper Name</b>	<b>Elected</b>	<b>Election Code</b>
Clark, Ronald Peter	CLARK, Peter	Elected	MTGW02
Clarke, John Douglas	CLARKE, John	Elected	WATW01
Clearihan, Susan Margaret	CLEARIHAN, Sue	Elected	ADEW01
Clift, Valma Sarah	CLIFT, Valma Sarah		YORW02
Clifton, Brian Alexander John	CLIFTON, Brian		CAMA02
Cluse, Terrence David	CLUSE, Terry		WAKW02
Clyne, Lachlan Robert Oliver	CLYNE, Lachlan		UNLW06
Coalter, Nicola Lee	COALTER, Nicky		PLAW02
Coates, Alex J	COATES, Alex		SALW08
Cobbedick, William James	COBBLEDICK, Bill	Elected	NARW01
Coden, Vittorio	CODEN, Vic		RENW01
Coffen, Douglas Wayne	COFFEN, Douglas Wayne		CHAW10
Cole, Andrew John	COLE, Andrew	Elected	MARW03
Collins, Brian John	COLLINS, Brian	Elected	GRAW01
Collins, Christopher Robin	COLLINS, Chris	Elected	BURW04
Collins, Neville Clement	COLLINS, Neville		ADHW05
Comas, Mark Vincent	COMAS, Mark	Elected	CEDW01
Comerford, Patrick Robert	COMERFORD, Patrick		BURW03
Compton, Sarah Jane	COMPTON, Sarah		MARW03
Connor, Cherylin Joy	CONNOR, Cheryl	Elected	MARW04
Connor, Glenda Rosemary	CONNOR, Glenda	Elected	ALEW01
Constantine, Dale Christopher	CONSTANTINE, Dale C.		UNLW01
Constantine, Kalliopi Adelaide	CONSTANTINE, Kali		ADEW01
Cook, Gregory James	COOK, Greg	Elected	CLEW01
Cook, Jeffrey Gordon	COOK, Jeff	Elected	YORW02
Cook, Susanne	COOK, Susanne (nee Chandler)	Elected	ONKW05
Cooksley, William Joseph	COOKSLEY, Bill	Elected	ADHA01
Coomans, William Edward	COOMANS, Bill		ONKW04
Coombe, Howard Frayne	COOMBE, Howard F.		ADHW02
Coombe, Natasha Lee	COOMBE, Natasha	Elected	WHYW01
Coonan, Hayden Shaun	COONAN, Hayden		MTGW01
Cooper, Elizabeth Ellen	COOPER, Liz	Elected	VICW01
Copeland, Ross	COPELAND, Ross	Elected	LOXW01
Costanzo, Emilio	COSTANZO, Emilio	Elected	WSTW06
Cotton, John Edwin	COTTON, John E.	Elected	SALW03
Cotton, Karen Ann	COTTON, Karen	Elected	STRW02
Coventry, Kenneth John	COVENTRY, Ken	Elected	MURW01
Cox, Simon Andrew	COX, Simon	Elected	WATW02
Crago, Peter David	CRAGO, Peter		VICW01
Craig, Andrew David	CRAIG, Andrew	Elected	PLAW03
Crayford, Christopher William	CRAYFORD, Chris		COPW03
Crichton, Josine Margarethe Ruth	CRICHTON, Jo		UNLW01
Croci, John Alexander	CROCI, John Alexander	Elected	PTAW04
Crompton, John William	CROMPTON, John		VICA01
Croser, John David	CROSER, John		YANW01
Crossing, David John	CROSSING, David		ADEW01
Crowe, George Robertson	CROWE, George R.		WHYA01
Crutchett, Philip Neil	CRUTCHETT, Philip	Elected	HOLW02
Cummings, Patrick Francis	CUMMINGS, Pat		NARW01
Currie, Janet Currie	CURRIE, Janet C.		BURW01
Curtis, Marni Nicole	CURTIS, Marni	Elected	CHAW07
Dale, William Donald	DALE, William Donald	Elected	WAKW04
Daniel, Graeme Rex	DANIEL, Graeme	Elected	RENW01
Daniel, Howard Henry	DANIEL, Howard	Elected	BAWW01
Daniele, Peppino Massimo Nicola	DANIELE, Joe	Elected	MALW03
Dare, Linda Constance	DARE, Linda		PAUW01
Darley, Peter Martin	DARLEY, Peter Martin	Elected	ADEW01
Darley, Stephen Robert	DARLEY, Stephen		PTAW02
Darr, Peter	DARR, Peter	Elected	ROBA01
Davey, Jane Veronica	DAVEY, Jane V.	Elected	BURW05
Davey, Mary Hamilton	DAVEY, Mary	Elected	YORW03
Davey, Trevor Maxwell	DAVEY, Trevor	Elected	YORW01
Davies, Joseph	DAVIES, Joe	Elected	NARW01
Davies, Malcolm Thomas	DAVIES, Malcolm		PAUW01
Davies, Rodney George	DAVIES, Rod		COPW04
Davies, Sandra Kay	DAVIES, Sandy		GAWA01

<b>Candidate Name</b>	<b>Ballot Paper Name</b>	<b>Elected</b>	<b>Election Code</b>
Davis, Edward Henry	DAVIS, Edward Henry	Elected	TATW01
Davis, James Thomas	DAVIS, Jim	Elected	ALEW05
Davis, Peter Woodley	DAVIS, Peter Woodley	Elected	PTLA01
Davis, Rebecca Joy	DAVIS, Rebecca Joy	Elected	KANW01
Davis, Richard Hasse	DAVIS, Richard	Elected	COPW03
Davis, Ruth	DAVIS, Ruth	Elected	YANW04
Dawkins, Helena Mary	DAWKINS, Helena	Elected	GAWW01
De Fazio, Pellegrino (Reno)	DE FAZIO, Reno		NPSW07
De Palma, Domenico Antonio	DE PALMA, Toni		WSTW03
De Vries, David Malcolm	de VRIES, Dave	Elected	BARW01
Deak, Alex (Sandor)	DEAK, Alex	Elected	GRAW03
Deakin, Jonathan Lindsey	DEAKIN, Jon	Elected	HOLW04
Deakin, Sandra-Ann	DEAKIN, Sandra		CHAW02
Deer, Margaret Mary	DEER, Margaret	Elected	FLIW01
Della, Paul Joseph	DELLA, Paul		WSTW02
Demetriou, George	DEMETRIOU, George	Elected	WSTW06
Denholm, Graeme Harold	DENHOLM, Graeme	Elected	TEAW04
Denning-Wasson, Marcia Annette	DENING-WASSON, Marcia	Elected	ROBW02
Denton, Mark Richard	DENTON, Mark	Elected	ROBW02
Devlin, Debra Charmaine	DEVLIN, Debbie	Elected	PTPW01
Devlin, William Bernwall	DEVLIN, Bill		BURW01
Dhaliwal, Baldev Singh	DHALIWAL, Baldev Singh	Elected	BERW01
Di Fede, Giovanni (John)	Di FEDE, John		CAMA02
Dibben, Warren Frederick	DIBBEN, Warren Frederick	Elected	GAWW01
Dicker, Raymond John	DICKER, Ray		SALW05
Dickson, Daryl John	DICKSON, Daryl		SALW05
Dickson, Geraldine Margaret	DICKSON, Geraldine Margaret	Elected	CORW02
Dixon, Ashley	DIXON, Ashley		PROA01
Dixon, Peter William	DIXON, Peter William	Elected	HOLW01
Dixon, Terry Richard	DIXON, Terry R.		CLAA01
Docherty, Glenn Brian	DOCHERTY, Glenn	Elected	PLAW06
Dockerty, Michael John	DOCKERTY, Michael		SALW01
Dodd, Anthony Clayton	DODD, Anthony		TEAW02
Dodd, Brenton	DODD, Brenton		BURW05
Dodds, Andrew Timothy	DODDS, Tim	Elected	CHAW04
Dolling, Dean Charles	DOLLING, Dean	Elected	BAWW01
Dolling, Leon Wayne	DOLLING, Leon		HOLW01
Domaschenz, Lyle Geoffrey	DOMASCHENZ, Lyle		ROBW02
Dormand, Charles Edington	DORMAND, Charles	Elected	ONKW04
Dormer, Adrian Robin	DORMER, Adrian		ADHW05
Dottore, Carlo	DOTTORE, Carlo	Elected	NPSW04
Dottore, Gino Tony	DOTTORE, Gino		NPSW05
Doulgeris, Katina Maria L	DOULGERIS, Tina	Elected	COOW01
Downs, Owen Winston	DOWNS, Owen		KINW02
Doyle, Maria	DOYLE, Maria		TEAW01
DuBois, Gregory Charles William	DuBOIS, Gregory Charles William	Elected	LEHW01
Duffy, Peter James	DUFFY, Peter James		CEDA01
Duke, Kevin John	DUKE, Kevin		NPSA01
Duncan, Julie-Anne	DUNCAN, Julie	Elected	CHAW06
Dunn, Dean Alder	DUNN, Dean Alder	Elected	TUMW01
Dunn, Rosemary Fay	DUNN, Rosemary	Elected	CLAW01
Dunncliff, Peter Alan	DUNNICLIFF, Peter		WATW03
Dunstone, Kevin Howard	DUNSTONE, Kevin	Elected	BERW01
Durand, Philippe Alexandre	DURAND, Phil	Elected	FLIW01
Durden, James Reginald	DURDEN, Jim	Elected	CAMA02
Durward, Robin Leslie	DURWARD, Rob	Elected	MARW04
Eady, Patricia Ann	EADY, Patricia	Elected	WALW02
Eckermann, Alan Reginald	ECKERMANN, Alan	Elected	RENW01
Edlington, James Ross	EDLINGTON, James	Elected	YORW03
Edmonds, Graeme Harry	EDMONDS, Graeme	Elected	LEHW01
Edwards, Allan John	EDWARDS, Allan J.	Elected	CLEW01
Edwards, Patricia Ann	EDWARDS, Pat	Elected	SALW05
Edwards, Peter Ray	EDWARDS, Peter Ray		LOXW01
Edwards, Roderick Darcey Charles	EDWARDS, Rod	Elected	HOLW04
Eichenberger, Claire Lesley	EICHENBERGER, Claire		BERW01
Eidam, Ingrid Erika Maria	EIDAM, Ingrid	Elected	BARW01

<b>Candidate Name</b>	<b>Ballot Paper Name</b>	<b>Elected</b>	<b>Election Code</b>
Eliseo, Adele	ELISEO, Adele		NPSW03
Elleway, Edsel Ernest	ELLEWAY, Eddie	Elected	FRAW01
Elliott, Mark Joseph	ELLIOTT, Mark		BERW01
Emanuele, Giovanni	EMANUELE, Johnny		CAMA01
England, Christopher Edward	ENGLAND, Chris	Elected	KINW02
England, Robert Keith	ENGLAND, Bob	Elected	MURW02
Erwin, Doreen Ann	ERWIN, Doreen	Elected	ONKW03
Evans, Anastasia Sheila	EVANS, Sheila		ADHW02
Evans, Andrea	EVANS, Andrea		ELLW01
Evans, Douglas	EVANS, Doug	Elected	YANW01
Evans, Margaret McLean	EVANS, Margaret McLean	Elected	BERA01
Evans, Stanley George	EVANS, Stan	Elected	ADHW02
Ewens, Kay Lorraine	EWENS, Kay	Elected	VICW01
Eyndhoven, Johannes	EYNDHOVEN, John		PLAA01
Fabbian, Luigi Aniceto	FABBIAN, Lui		MURW02
Fabrici, Rudolph John	FABRICI, Rudi	Elected	MALW04
Fagan, Ian Michael	FAGAN, Ian	Elected	SALW06
Fairbairn, James Cook	FAIRBAIRN, James Cook	Elected	CORW01
Featherston, Barry James	FEATHERSTON, Barry J.	Elected	ALEW03
Federico, Joe	FEDERICO, Joe	Elected	PLAW03
Fennell, Leita Mary	FENNELL, Leita		PAUW01
Ferguson, Arthur Raymond	FERGUSON, Arthur (Artie)	Elected	ONKW02
Ferguson, David Frisken	FERGUSON, David	Elected	GAWW01
Ferguson, Donald MacFarlane	FERGUSON, Don	Elected	WATA01
Ferrao, Gerard Francis	FERRAO, Gerard	Elected	CHAW01
Fioravanti, Loreto	FIORAVANTI, Laurie	Elected	NPSA01
Fisher, Leigh	FISHER, Leigh		MITW01
Fisher, Lyall George	FISHER, Lyall		MTRW03
Fisher, Robert John	FISHER, Robert		PTAW06
Fisher, Stephen Edward	FISHER, Stephen	Elected	MITW02
Fitzgerald, Clement John	FITZGERALD, Clem	Elected	KIMW01
Fitzpatrick, James Edward	FITZPATRICK, Jim	Elected	CHAW04
Flaherty, Timothy John	FLAHERTY, Tim	Elected	ONKW01
Flavel, John Francis	FLAVEL, Jody	Elected	LOXW01
Fleming, David Irving	FLEMING, David		ALEW05
Fletcher, Barry John	FLETCHER, Barry	Elected	BERW01
Fletcher, Trevor Paul	FLETCHER, Trevor	Elected	ONKW05
Flint, Evan Roy	FLINT, Evan R.	Elected	KINW04
Ford, Frank John	FORD, Frank		ADEW01
Frances, Andrew John	FRANCES, Andy	Elected	TEAW01
Franchi, Adriano Francesco	FRANCHI, Adrian		BURW04
Franklin, Sharran Lee	FRANKLIN, Sharran		FRAW01
Freak, Brian Noel	FREAK, Brian Noel	Elected	CHAW08
Freak, Edward Stephen	FREAK, Ted	Elected	CORW02
Freeman, Melanie Jayne	FREEMAN, Mel	Elected	MTGW01
Freer, Shirley	FREER, Shirley		MTRW02
Frick, Kelvin Hermann	FRICK, Kelvin		MTRW02
Fuller, Ross	FULLER, Ross	Elected	STRW02
Fulton, Trevor John	FULTON, Trevor	Elected	TUMW01
Furnell, James Felix	FURNELL, Jim	Elected	BARW01
Fyfe, Natalie Gwynn	FYFE, Natalie	Elected	LIGW04
Gadaleta, Dino	GADALETA, Dino	Elected	PTPW01
Gale, Robert John	GALE, R.J. (Bill)	Elected	ADHW05
Gallasch, Gordon Eric	GALLASCH, Gordon	Elected	TEAW02
Gallery, Samuel Robert	GALLERY, Sam		NPSW05
Gamble, Bruce Lindsay	GAMBLE, Bruce	Elected	MTBW02
Gameau, Margaret Anne	GAMEAU, Margaret	Elected	MALW03
Gellie, Christopher Lea	GELLIE, Christopher	Elected	MITW04
Gelling, Anthony Robert	GELLING, Tony		VICW01
Gersch, Ronald William	GERSCH, Ron		TATW01
Ghent, Stuart Wilson	GHENT, Stuart Wilson	Elected	CHAW02
Gibbings, Wayne	GIBBINGS, Wayne	Elected	ADHW02
Gibbons, Stephen James	GIBBONS, Steve		TEAW03
Gilbert, Raymond George	GILBERT, Ray	Elected	ONKA01
Gilbert, Robert John	GILBERT, Rob	Elected	BURW02
Giles, Andrew Charles	GILES, Andrew		SALW04

<b>Candidate Name</b>	<b>Ballot Paper Name</b>	<b>Elected</b>	<b>Election Code</b>
Gill, Adrian Maxwell	GILL, Adrian (Gilly)	Elected	GOYW02
Gill, Elizabeth	GILL, Betty	Elected	SALW01
Gillett, Dennis Norman	GILLETT, Dennis	Elected	LOXW01
Gilmore, Trevor Ray	GILMORE, Trevor R.		STRW02
GINNO, Brian William	GINNO, Brian		ALEW05
Glover, Pauline Anne	GLOVER, Pauline		MARW03
Glover, Valda Irene	GLOVER, Valda	Elected	ELLW01
Godfrey, Dean Herbert	GODFREY, Dean		MALW04
Goers, Peter John Dunstone	GOERS, Peter		NPSA01
Goodall, Brian Victor	GOODALL, Brian	Elected	SALW07
Goold, Mark Walter	GOOLD, Mark Walter	Elected	PTLW01
Gooley, Coral Joy	GOOLEY, Coral	Elected	PLAW04
Gorback, Patrick	GORBACK, Pat		MTGW01
Gosling, Phillip Roy	GOSLING, Phillip		STRW02
Gould, Richard Wayne	GOULD, Wayne	Elected	PTAW01
Goulter, Gerald Thomas	GOULTER, Gerry	Elected	MALW04
Gramazio, Giuseppe	GRAMAZIO, Gus		NPSW03
Granozio, Connie	GRANOZIO, Connie	Elected	NPSW05
Grant, Robert Hugh	GRANT, Robert Hugh	Elected	CHAW05
Greagen, Phillip Edward	GREAGEN, Phil	Elected	PAUW01
Greaves, Heidi Lee	GREAVES, Heidi	Elected	ONKW03
Greiner, Wendy Susan	GREINER, Wendy	Elected	BURA01
Gribble, Graham Ernest	GRIBBLE, Graham E.	Elected	KINW01
Griffin, Barry Lionel	GRIFFIN, Barry		ALEW05
Grigg, Josephine Anne	GRIGG, Josie		MITW06
Grimm, Elaine	GRIMM, Elaine	Elected	MITW05
Gritton, Maurice William David	GRITTON, Maurie		WATW03
Guinane, Michael John	GUINANE, Michael		WSTW07
Gunn, Ian Ferrier	GUNN, Ian	Elected	STRW02
Guscott, Raymond Thomas	GUSCOTT, Ray	Elected	PTAW03
Habner, David Leslie	HABNER, David L.		ELLW01
Haese, Rosalie Elizabeth	HAESE, Rosalie	Elected	WSTW05
Hagenbruch, Deborah Anne	HAGENBRUCH, Debbie		WHYW01
Hain, John	HAIN, John	Elected	MITW03
Haines, David	HAINES, David	Elected	MTBW01
Haldane, David Donald	HALDANE, David	Elected	PTPW01
Hall, Beryl	HALL, Beryl		MARW03
Hall, Phillip Ross William	HALL, Phillip		CHAW09
Hall, Valerie Clare	HALL, Val	Elected	ADHW04
Hamilton, Kerree	HAMILTON, Kerree	Elected	PLAW02
Hamilton, Susan Willa	HAMILTON, Susan	Elected	MTBW02
Hamlyn, Dianne Margaret	HAMLIN, Dianne Margaret	Elected	KIMW01
Hammond, Jeffrey Roy	HAMMOND, Jeff	Elected	COPW04
Hancock, Gordon Dudley	HANCOCK, Gordon	Elected	SOUW03
Hannaford, Donald Malcolm	HANNAFORD, Don	Elected	CLAW01
Hansen, Patrick Peter	HANSEN, Patrick	Elected	PTAW02
Harbison, Michael	HARBISON, Michael	Elected	ADEA01
Hardbottle, Francis William	HARDBOTTLE, Frank	Elected	PETW01
Harfield, Byron	HARFIELD, Byron	Elected	MTGW02
Harre, Kenneth	HARRE, Ken		CEDW01
Harris, Allen	HARRIS, Allen	Elected	PROW01
Harris, Peter Gordon	HARRIS, Peter Gordon	Elected	BURW05
Hart, Cathryn Ann	HART, Cathryn Ann	Elected	MITW01
Hartwig, Mervyn Harold	HARTWIG, Merv	Elected	LOXW01
Harvie, Donald Peter	HARVIE, Donald		CHAW06
Haskett, Carolyn	HASKETT, Carolyn	Elected	KIMW01
Haslam, Robert Alexander	HASLAM, Bert	Elected	LOXW01
Hauschild, Donald Stanley	HAUSCHILD, Don	Elected	CLEW01
Hawke, Olive Jean	HAWKE, Jean		BURA01
Hawkins, Peter Ronald	HAWKINS, Peter		LOXW01
Hay, Albert	HAY, Albert		GRAW01
Hayes, Anne	HAYES, Anne		ROBA01
Hayward, Richard	HAYWARD, Richard	Elected	ADEW01
Hedges, Alan Frederick	HEDGES, Alan Frederick	Elected	WALW01
Hehir, Denis Bernard	HEHIR, Denis		PTAW07
Henderson, Patrina Kelly	HENDERSON, Kelly		ADEW01

<b>Candidate Name</b>	<b>Ballot Paper Name</b>	<b>Elected</b>	<b>Election Code</b>
Hendryx, Andrew Morgan	HENDRYX, Andy		YORW01
Herde, Rodney James	HERDE, Rod	Elected	CLEW01
Hersey, Dean	HERSEY, Dean		HOLW04
Heywood, Terence Ronald	HEYWOOD, Terry		PLAW04
Hibble, Ross Ernest	HIBBLE, Ross		TUMW01
Higgins, John Haywood	HIGGINS, John	Elected	KINW04
Hiles, Darian	HILES, Darian		ADEW01
Hill, Leslie Thomas	HILL, Les	Elected	BERW01
Hill, Maxwell John	HILL, Max	Elected	LOWW01
Hillier, Andrew John	HILLIER, Andrew	Elected	BURW01
Hipper, John Douglas	HIPPER, John		UNLW06
Hitch, Trevor Rodney	HITCH, Trevor	Elected	MTRW03
Hobbs, Michael Ernest	HOBBS, Mike	Elected	KANW01
Hockley, Rodney Maxwell	HOCKLEY, Rod		SALW08
Hodge, Merton Kenneth	HODGE, Merton	Elected	WHYW01
Hofmann, Gerhard Peter	HOFMANN, Gerry		KIMW01
Holderness, Sara	DUVNJAK HOLDERNESSE, Sara		LOXW01
Holman, Wendy Jennifer	HOLMAN, Wendy	Elected	LOWW01
Holoubek, Susan Ann	HOLOUBEK, Susan	Elected	CAMA02
Holt, Peter Leonard	HOLT, Peter	Elected	HOLW04
Hood, David Murray	HOOD, David	Elected	NARW01
Hood, Owen Aubrey	HOOD, Owen		PTAW07
Hoppo, Peter James	HOPPO, Peter		PLAW02
Horan, David Barry	HORAN, Barry	Elected	UNLW02
Horn, Evelyn Gladys	HORN, Ricky		WHYW01
Hornsey, Charles Robert	HORNSEY, Robert	Elected	LIGW01
Houston, Sandra Dianne	HOUSTON, Sandra		BURW04
Howard, Robert James	HOWARD, Rob	Elected	LIGW04
Howarth, Susan Margaret	WHITINGTON, Sue	Elected	NPSW06
Howie, Margaret Anne	HOWIE, Margaret		RENW01
Howland, John Hartley	HOWLAND, John	Elected	CHAW03
Hoyle, Chérie	HOYLE, Chérie		ADEW01
Huang, Alfred Shin	HUANG, Alfred		ADEA01
Hubycz, Anne-Marie	HUBYCZ, Anne-Marie	Elected	PTAW07
Hudson, Avon John	HUDSON, Avon	Elected	WAKW03
Hudson, Grant Cameron	HUDSON, Grant	Elected	MITW02
Hudson, Michael Francis	HUDSON, Mike	Elected	UNLW02
Hudson, Vicki Lorraine	HUDSON, Vicki	Elected	TEAW03
Hughes, Edward Joseph	HUGHES, Eddie	Elected	WHYW01
Hughes, John William Gildas	HUGHES, John	Elected	YANW03
Hull, Bruce William	HULL, Bruce	Elected	MARW02
Hull, Geoffrey Victor	HULL, Geoff	Elected	STRW02
Humphries, Glenys Leanne	HUMPHRIES, Glenys	Elected	CLEW01
Hunt, Peter Robert	HUNT, Peter R.	Elected	BERW01
Hurn, Anthony deLacey	HURN, Tony	Elected	BARW01
Hurn, Brian Morgan	HURN, Brian	Elected	BARA01
Hutchison, Colleen Fay	HUTCHISON, Colleen	Elected	PAUW01
Ienco, Giuseppe	IENCO, Joe		CHAA01
Irvine, Roger Stuart	IRVINE, Roger		MTBA01
Irving, Ann	IRVING, Ann	Elected	SALW04
Ivan, Anne	IVAN, Anne	Elected	TEAW05
Jacka, Patricia Joan	JACKA, Patricia	Elected	CLAA01
Jackson, Gavin Frederick	JACKSON, Gavin	Elected	FRAW01
Jackson, Judith Ann	JACKSON, Judith	Elected	CLEW01
Jacobsen, James Webster	JACOBSEN, Jim	Elected	BURW03
Jaensch, Neville Ross	JAENSCH, Neville Ross	Elected	CORW02
James, Brenton William	JAMES, Brenton	Elected	GRAW01
James, David Walter	JAMES, D.W. (Jim)	Elected	NARW01
Jamieson, Peter Andrew	JAMIESON, Peter	Elected	PTAW01
Jamieson, William Brame	JAMIESON, William (Bill)	Elected	ONKW02
Jared, Ashley William Wilkey	JARED, Ashley	Elected	NARW01
Jarrett, Geoffrey James Penno	JARRETT, Geoff	Elected	ALEW02
Jenkin, Benjamin Stuart	JENKIN, Ben		PAUW01
Jenkins, John Frederick Alfred	JENKINS, Jack	Elected	TUMW01
Jensen, Janice Margaret	JENSEN, Janice	Elected	PTAW04
Jensen, Svend Erik	JENSEN, Svend		TEAW04

<b>Candidate Name</b>	<b>Ballot Paper Name</b>	<b>Elected</b>	<b>Election Code</b>
Johansen, Bruce William	JOHANSEN, Bruce		PTAA01
Johnson, Dean Nigel	JOHNSON, Dean	Elected	KIMW01
Johnson, Frank Camac	JOHNSON, Frank		LOWW01
Jones, Allan Morgan	JONES, Allan		PTAW07
Jones, Roy Arthur	JONES, Roy		VICW01
Jones, Stephen Edward	JONES, Steve	Elected	MALW01
Jordan, Edwin Thomas	JORDAN, Ted	Elected	MTGW02
Kaden, Anthony John	KADEN, Tony	Elected	FRAW01
Kaeding, Kevin John	KAEDING, Kevin		WSTW07
Kain, Rosemary June	KAIN, Rosemary	Elected	WATW01
Kanakaris, Vasilios	KANAKARIS, Bill	Elected	BERW01
Karahalios, Sheron	KARAHALIOS, Sheron	Elected	PROW03
Katsoura, Tracey	KATSOURA, Tracey		MIDW04
Keane, Bernard John	KEANE, Bernie		TEAA01
Keen, Terry-Anne	KEEN, Terry-Anne	Elected	MALW01
Keenan, Anthony Michael	KEENAN, Michael	Elected	UNLA01
Keller, Denis Brian	KELLER, Denis	Elected	GOYW04
Kelly, Glen Robert	KELLY, Glen	Elected	SOUW02
Kemp, John Grantley	KEMP, John		ADHW02
Kemp, Trevor Dudley	KEMP, Trevor Dudley	Elected	STRW01
Kennedy, John Charles	KENNEDY, John		CAMA02
Kennedy, Stephen John	KENNEDY, Steve	Elected	MALW03
Kennett, Joan Lorraine	KENNETT, Joan	Elected	WAKW05
Kerley, Leonie Helen	KERLEY, Leonie	Elected	BAWW01
Kerley, Trevor Rex	KERLEY, Trevor	Elected	KARW03
Kerridge, Patricia Elaine	KERRIDGE, Elaine		CEDW01
Kimber, Benjamin Glyn	KIMBER, Ben	Elected	LOXW01
Kiploks, Jimmy	KIPLOKS, Jimmy		TEAW04
Kirkhope, Lynne Yvonne	KIRKHOPE-BURGE, Lynne	Elected	MTRW04
Kirkpatrick, Phillip David	KIRKPATRICK, Phillip		MARW02
Klaebe, Janine Caroline	KLAEBE, Janine		PLAW02
Kleanthi, Effy	KLEANTHI, Effy	Elected	NPSW07
Kluge, Michael John	KLUGE, Mike	Elected	MIDW02
Knight, Dennis Alan	KNIGHT, Dennis	Elected	HOLW03
Knight, Kevin John	KNIGHT, Kevin J.	Elected	TEAW04
Knipe, Heather Eleanor	KNIPE, Heather	Elected	MIDW04
Knöote-Parke, Ashley M.	KNÖOTE-PARKE, Ashley		TEAW02
Koch, John David	KOCH, John	Elected	CLAW01
Kop, Hendrikus Wilhelmus Maria	KOP, Henry	Elected	PTLW01
Kroes, Edith Anne	KROES, Anne		PAUW01
Kubisch, Ronald Victor	KUBISCH, Ron	Elected	LIGW03
Kurtzer, Bruce John	KURTZER, Bruce		PAUW01
Kyrimis, John Steven	KYRIMIS, John	Elected	MTGW01
Lamond, David John	LAMOND, David	Elected	WAKW05
Lane, Patrick James	LANE, Pat	Elected	MTGW02
Langer, Josef Helmut	LANGER, Josef		TEAW01
Langley, Edward John	LANGLEY, Edward	Elected	TATW01
Langridge, Tiffany Jane	LANGRIDGE, Tiffany		MALW02
Lapidge, Anthony John	LAPIDGE, Anthony John	Elected	UNLW03
Larter, Bernard David	LARTER, Bernard	Elected	WATW04
Laubsch, Barry Douglas	LAUBSCH, Barry Douglas	Elected	MURW02
Lawlor, Gwenda Fay	LAWLOR, Gwenda	Elected	WATW03
Lawrence, Graham McCormack	LAWRENCE, Graham		WHYW01
Lawrence, Jeanie	LAWRENCE, Jeanie		WHYW01
Lawrie, Robert McFarlane	LAWRIE, Robert	Elected	TUMW01
Lazarevic, Stephanie	LAZAREVIC, Steph		RENW01
Lees, Brian George	LEES, Brian	Elected	TEAW05
Legg, John Edwin	LEGG, John	Elected	PTPW01
Legoe, John Walter	LEGOE, John	Elected	KINW03
Lehmann, Russell William	LEHMANN, Tony		KIMW01
LePoidevin, Leslie Verner	LEPOIDEVIN, Leslie V.		SALW01
Leue, Gordon Albert	LEUE, Gordon	Elected	MTRW01
Leue, Peter Kym	LEUE, Peter Kym	Elected	TEAW06
Levitt, Donald	LEVITT, Don	Elected	PLAW04
Lewinsohn, Harry Max	LEWINSOHN, Harry		TEAA01
Lewis, Felicity-Ann	LEWIS, Felicity-Ann	Elected	MARA01

<b>Candidate Name</b>	<b>Ballot Paper Name</b>	<b>Elected</b>	<b>Election Code</b>
Leyland, Kathleen Ann	LEYLAND, Kath		MURW01
Liapis, Steve Soteris	LIAPIS, Steve Soteris		CAMA01
Liddicoat, David Keith	LIDDICOAT, David	Elected	TUMW01
Lillecrapp, Neil	LILLECRAPP, Neil		NPSW02
Lillecrapp, Roger Malcolm	LILLECRAPP, Roger M.	Elected	MIDW03
Limbert, Gregory Cameron	LIMBERT, Greg		CEDW01
Lindner, John Alan	LINDNER, John	Elected	WSTW07
Lindner, John Theodore	LINDNER, John T.	Elected	MIDW04
Lindsay, Leslie Thomas	LINDSAY, Tex		MTBW02
Lindsell, Martin David	LINDSELL, Martin		PLAA01
Linke, Christopher John	LINKE, Chris	Elected	BARW01
Linn, Jeanette Thrush Brentnall	LINN, Jeanette B.	Elected	WALW02
Little, Denise Dorothy	LITTLE, Denise		ELLW01
Little, Shirley Elizabeth	LITTLE, Shirley	Elected	GRAW02
Loeser, Keith Maxwell	LOESER, Keith	Elected	VICW01
Longmuir, James Leslie	LONGMUIR, James		ADEW01
Lorenzo, Michael Wayne	LORENZO, Mike		TEAW01
Love, Richard Michael	LOVE, Richard		UNLW03
Loveday, Janet Mary	LOVEDAY, Jan		ADHW03
Low, Julie Katherine	LOW, Julie	Elected	LOWW01
Loxton, David John	LOXTON, David	Elected	ROBW01
Loxton, Ian Anthony	LOXTON, Ian		SALW06
Luckraft, Warren Noel	LUCKRAFT, Warren	Elected	ORRW01
Luscombe, Newton Rufford Cavanough	LUSCOMBE, Ned	Elected	LEHW01
Luscri, Carmela	LUSCRI, Carmela	Elected	CHAW10
Lush, Cheryl June	LUSH, Cheryl	Elected	HOLW02
Lykke, David Frank William	LYKKE, David	Elected	BARW01
Lyon, Reginald William	LYON, Reg	Elected	KINW03
Macaskill, Patricia Lorraine	MACASKILL, Pat	Elected	HOLW01
Macdonald, Jamie John	MACDONALD, Jamie John	Elected	PTPW01
Macey, Rodney James	MACEY, Rod	Elected	ONKW05
Mackie, Gregory Alan	MACKIE, Greg		ADEA01
Macmillan, Duncan McNeil	MacMILLAN, Duncan	Elected	PLAW06
Macrae, Susanne	MACRAE, Susanne	Elected	PTLW01
Madigan, Kenneth Francis	MADIGAN, Ken		PTPA01
Magasdi, Creston Ivan	MAGASDI, Cris	Elected	ADEW01
Magor, John Howard	MAGOR, John	Elected	PTPW01
Mahoney, John Martin Sidney	MAHONEY, John		SALW08
Maitland, James Walter	MAITLAND, James	Elected	WAKA01
Male, Geoffrey Arthur	MALE, Geoff	Elected	COPW04
Malliotis, Eric	MALLIOTIS, Eric		COOA01
Malthouse, Margaretha Johanna	MALTHOUSE, Margaret	Elected	TATW02
Mangos, Arthur Con	MANGOS, Arthur Con	Elected	WSTW03
Mann, Ian Robertson	MANN, Ian	Elected	MIDA01
Mannion, John Francis	MANNION, John	Elected	ORRW01
Manser, Lance Stephen	MANSER, Lance	Elected	NPSW05
March, Paul Newton	MARCH, Paul	Elected	COPW01
Marcuccitti, Luciana	MARCUCCITTI, Lucy	Elected	NPSW02
Marks, Philip John	MARKS, Phil		CHAW10
Marks, Sue Patricia	MARKS, Sue		WSTW07
Marks, Theodore Edwin	MARKS, Theo		BARW01
Maroulis, John	MAROULIS, John		WSTW07
Marschall, Susan Kay	MARSCHALL, Sue	Elected	BARW01
Marshall, Robert Kennion	MARSHALL, Bob	Elected	MITW06
Marshall, Steven Edward (Ted)	MARSHALL, Ted		CORW02
Martin, Carolyne Joy	MARTIN, Carol	Elected	PTAW05
Martin, Geoffrey Neil	MARTIN, Geoff N.		ALEW04
Martin, Rodney James	MARTIN, Rodney		PTAW03
Mathews, Jennifer Mary	MATHEWS, Jenny	Elected	ROBW02
Mathews, Kenneth Bruce	MATHEWS, Bruce		KIMW01
Mattey, Samuel Peter	MATTEY, S. Peter	Elected	GOYW01
Matthews, Marilyn Joan	MATTHEWS, Marilyn		CAMW03
Mattner, Peter Kevin	MATTNER, Peter Kevin	Elected	CORW01
Matzick, Jeanne	MATZICK, Jeanne	Elected	CAMW04
Maylin, Michael John	MAYLIN, Mike	Elected	COOW01
Maynard, Kenneth Reginald	MAYNARD, Ken		CEDW01



<b>Candidate Name</b>	<b>Ballot Paper Name</b>	<b>Elected</b>	<b>Election Code</b>
Maynard, Leslie John	MAYNARD, Leslie John	Elected	SOUW02
Maywald, Dean Richard	MAYWALD, Dean	Elected	LOXA01
McAlary, Bernadette	McALARY, Bernadette		ADEW01
McAuliffe, Patricia Ann	McAULIFFE, Trish		RENA01
McBride, Keith Robert	McBRIDE, Keith	Elected	KINW02
McCallum, Janet Suzanne	McCALLUM, Jan		WALW03
McCarthy, Kenneth Arthur	McCARTHY, Ken	Elected	CEDA01
McCarthy, Kevin James	McCARTHY, Kevin James	Elected	PTAW07
McCarty, Douglas John	McCARTY, Douglas		MTBA01
McCreery, Graeme Clarke	McCREERY, Graeme		HOLW02
McCulloch, Sybil Jennifer	McCULLOCH, Sybil		PTPW01
McDonald, Donald Scott	McDONALD, Scott	Elected	KANW01
McFarlane, John Ross	McFARLANE, John	Elected	YORW02
McFarlane, Robert Heath	McFARLANE, Rob		FRAW01
McGinniss, Robina O'Connor	McGINNISS, Ruby	Elected	WHYW01
McGorm, John Olsen	McGORM, Jack		NARW01
McHugh, Barry Kym	McHUGH, Kym	Elected	ALEA01
McHugh, Maxwell Sydney	McHUGH, Max	Elected	FLIA01
McInerney, Kenneth John	McINERNEY, Kenneth John	Elected	TATW01
McKay, Kym John	McKAY, Kym	Elected	WSTW04
McKay, Peter Robert	McKAY, Peter Robert	Elected	PTAW05
McKenzie, Malcolm Ronald	McKENZIE, Malcolm (Tiger)		PAUW01
McLellan, Janice Elaine	McLELLAN, Jan	Elected	TATW01
McLuskey, Johanna Maria Hendrika	McLUSKEY, Johanna	Elected	PTAW05
McMahon, James Michael	McMAHON, Jim	Elected	ELLW01
McMahon, Robert Francis	McMAHON, Bob		PROW03
McNamara, Elliott Lancelot	McNAMARA, Eilly		WHYW01
McPherson, Donald Francis	McPHERSON, Donald F.	Elected	NORW03
McQuire, Roger Douglas	McQUIRE, Roger	Elected	WAKW03
McRitchie, Sarah Jane	McRITCHIE, Sarah		UNLW02
Mead, Rosalie	MEAD, Rosalie		MIDW01
Medlyn, Richard Barrington	MEDLYN, Rick	Elected	ALEW05
Megaw, Thomas Bertram	MEGAW, Tom	Elected	GRAW01
Mepham, Andrew John	MEPHAM, Andrew		PTLW01
Mercorella, Pellegrino	MERCORELLA, Peter	Elected	CAMW03
Mercurio, Luciano	MERCURIO, Luciano		CAMW02
Mersh, William John	MERSH, Bill		CORW02
Meschino, Carlo	MESCHINO, Carlo		CHAA01
Mestros, Voula	MESTROS, Voula		NPSW01
Mex, Christel Lorraine	MEX, Christel		NPSW03
Michell, Rosslyn Patricia	MICHELL, Rosslyn		CEDW01
Micheltmore, Deane Hamilton	MICHELMORE, Deane H.	Elected	VICW01
Millard, Bevan Russell	MILLARD, Bevan	Elected	CLEW01
Miller, Allison Elizabeth	MILLER, Allison	Elected	CHAW03
Millington, Patricia Dawn	MILLINGTON, Pat		BERA01
Mills, Shane Patrick	MILLS, Shane	Elected	PETW01
Minnas, Alexander	MINNAS, Alex		RENW01
Minney, Brian John	MINNEY, John	Elected	NPSW03
Mitchell, Anthony Thomas	MITCHELL, Tony	Elected	PAUW01
Mitchell, Matthew Jack	MITCHELL, Matthew	Elected	PROW03
Moloney, Brendan Joseph	MOLONEY, Brendan Joseph	Elected	YORW01
Monks, William Anthony	MONKS, Bill		ADEW01
Moorcraft, Jamie Alexander	MOORCRAFT, Jamie		TEAW05
Moore, Evonne June	MOORE, Evonne	Elected	NPSW02
Moore, Heather Lillian	MOORE, Heather	Elected	CORW02
Moorman, Keith Terence	MOORMAN, Keith	Elected	MARW04
Moran, Anne	MORAN, Anne	Elected	ADEW01
Moran, Mark Stephen	MORAN, Mark		PTAW02
Morello, Andrea	MORELLO, Andrea		UNLW04
Morgan, Allan Alfred	MORGAN, Allan A.		PAUW01
Morgan, Jeanenne Pearl	MORGAN, Jeanenne	Elected	GRAW01
Morley, Christopher William	MORLEY, Chris	Elected	BURW06
Morris, Alan Franklin	MORRIS, Alan	Elected	PAUW01
Morris, Michael Charles David	MORRIS, Mick		PLAW01
Mosey, Warren Steward	MOSEY, Warren	Elected	GOYW04
Moss, Fred Charles	MOSS, Fred		ONKW01

<b>Candidate Name</b>	<b>Ballot Paper Name</b>	<b>Elected</b>	<b>Election Code</b>
Murphy, John	MURPHY, John		PTAW07
Murphy, Mark Francis	MURPHY, Mark		TATW01
Murphy, Russell John	MURPHY, Russell		PLAW06
Murray, Andrew	MURRAY, Andrew		ADHW01
Murray, Leon Patey	MURRAY, Leon	Elected	LOWW01
Murray, William James	MURRAY, Bill		WATW02
Musolino, Dino	MUSOLINO, Dino	Elected	PLAW01
Mussared, Fran	MUSSARED, Fran		PROW05
Mussared, Rebecca Kate	MUSSARED, Rebecca		PROW04
Nadilo, Brian John	NADILO, Brian		HOLA01
Nash, Sharon Veronica	NASH, Sharon	Elected	ONKW04
Nassig, Marino	NASSIG, Marino		TEAA01
Nattrass, Neville George	NATTRASS, Neville G.	Elected	RENW01
Neck, Deborah Faith	NECK, Deborah		PROW03
Nelson, Ronald John	NELSON, Ron	Elected	ADHW01
Nelsson, Josephine Harriet Marie	NELSSON, Josie	Elected	BERW01
Newall, Timothy Frederick	NEWALL, Timothy	Elected	PROW04
Newton, Benjamin Robert	NEWTON, Ben	Elected	ELLW01
Ngo, Tung The	NGO, Tung	Elected	PTAW04
Nicholls, Peter	NICHOLLS, Peter	Elected	PTAW02
Nickolls, Allen Joseph	NICKOLLS, Allen	Elected	MIDW04
Nicol, Margaret Jean	NICOL, Margaret	Elected	CAMW02
Niotis, Judith Anne	NIOTIS, Judith	Elected	COPW04
Noonan, Sondra Barbara	NOONAN, Sondra	Elected	BERW01
Norris, Julie Ann	NORRIS, Julie Ann	Elected	PLAW01
Norris, Robert Lloyd	NORRIS, Bob	Elected	FRAW01
Norton, Alan Clifford	NORTON, Alan	Elected	HOLW03
Nottle, Barry John	NOTTLE, Barry John	Elected	WAKW02
Nutt, Phillip Adrian	NUTT, Phil	Elected	MURW03
O'Grady, Adam Francis	O'GRADY, Adam		BURA01
O'Loughlin, David Andrew	O'LOUGHLIN, David	Elected	PROW04
O'Rielly, Annette Patricia	O'RIELLEY, Annette	Elected	WSTW04
O'Rielly, Maxwell Ross	O'RIELLY, Max	Elected	PLAW04
Oakes, Alan Roger	OAKES, Alan	Elected	ONKW03
Obst, Corey Douglas	OBST, Corey	Elected	BURW04
Oliver, Alan Joseph	OLIVER, Alan	Elected	ALEW04
Olley, Alan Sydney	OLLEY, Alan	Elected	KINW01
Olsen, Richard Thomas	OLSEN, R.T. (Dick)	Elected	CHAW06
Osis, Zigurds Peter Eric	OSIS, Zig	Elected	WATW03
Osland, Vicki Clair	OSLAND, Vicki	Elected	ONKW01
Osterstock, Mark Andrew	OSTERSTOCK, Mark	Elected	TEAW03
Ottens, Darryl Ernest	OTTENS, Darryl	Elected	WAKW01
Owen, Raymond George	OWEN, Ray		PAUW01
Owen, Trevor Neil	OWEN, Trevor Neil	Elected	WSTW03
Ozolins, Modris Heinrich	OZOLINS, Modris	Elected	FLIW01
Page, Philip Sheplegh	PAGE, Phil		KANW01
Pagh, Francis Christian	PAGH, Francis	Elected	STRW01
Paleolgoudias, Nick	PAUL, Nick	Elected	ELLW01
Palk, Lesley Claire	PALK, Leni		BURW03
Palmer, Garth Robert	PALMER, Garth R.	Elected	WSTW05
Paltridge, Valerie Jean	PALTRIDGE, Val	Elected	GAWW01
Panagaris, Jenny	PANAGARIS, Jenny	Elected	UNLW04
Panagaris, Peter	PANAGARIS, Peter		TEAA01
Papageorgiou, Jack	PAPAGEORGIU, Jack	Elected	RENW01
Paparella, Joseph Anthony	PAPARELLA, Joe	Elected	PTPW01
Papazoglov, Dimitrios	PAPAZOGLOV, Jim	Elected	PTLW01
Papps, David Reginald	PAPPS, David		COPW01
Parker, Jillian Heather	PARKER, Jill	Elected	PTLW01
Parker, Rae	PARKER, Rae		VICW01
Parkyn, Colin Richard	PARKYN, Col	Elected	ORRW01
Parrish, Kenneth John	PARRISH, Ken	Elected	WAKW02
Parslow, Darryl John	PARSLOW, Darryl	Elected	ONKW05
Parsons, David Langdon	PARSONS, David		MALW02
Pasalidis, Isaac	PASALIDIS, Isaac	Elected	NPSW01
Paschke, David Charles Henry	PASCHKE, David	Elected	ADHW05
Pasin, Antony	PASIN, Tony	Elected	MTGW01

<b>Candidate Name</b>	<b>Ballot Paper Name</b>	<b>Elected</b>	<b>Election Code</b>
Paynter, Frances Joy	PAYNTER, Fran	Elected	PAUW01
Pearce, Michael Sidney	PEARCE, Mike	Elected	MTRW02
Pearson, Bruce William	PEARSON, Bruce	Elected	MURW02
Pearson, Hugh Hamilton	PEARSON, Hugh	Elected	MTGW02
Pearson, Neil Player	PEARSON, Neil	Elected	SALW01
Peat, Richard Douglas	PEAT, Richard	Elected	ONKW01
Pederick, Anthony Maxwell	PEDERICK, Anthony Maxwell	Elected	WALW02
Pedler, Paul Boyd	PEDLER, Paul	Elected	LOWW01
Pegler, Donald William	PEGLER, Don	Elected	GRAA01
Peikert, James Ross	PEIKERT, James		MARW02
Pelton, John	PELTON, John	Elected	PETW01
Pengilly, Michael Redding	PENGILLY, Michael Redding	Elected	KANA01
Penglase, Michael William	PENGLASE, Mick	Elected	PAUW01
Penniment, Diana Elizabeth	PENNIMENT, Diana	Elected	TATW01
Pentland, David Murray	PENTLAND, David	Elected	CORW02
Perry, Ronald Michael Charles	PERRY, Ron		YANW02
Perryman, Steven Allan	PERRYMAN, Steve	Elected	MTGA01
Persello, Janice Ruth	PERSELLO, Jan	Elected	MTGW01
Petch, John Francis Cochrane	PETCH, John	Elected	LOXW01
Peters, Gary Reginald	PETERS, Gary	Elected	KINW01
Petersen, Terrance Kenneth	PETERSEN, Terry	Elected	RENW01
Pfeiffer, Neville Kenneth	PFEIFFER, Neville	Elected	SOUW01
Pfitzner, Donald Bruce	PFITZNER, Don	Elected	GOYW03
Pfitzner, Jeffrey Kingsley	PFITZNER, Jeff	Elected	KARW02
Pfitzner, John	PFITZNER, John		ADHW03
Phillips, Bernard Harry	PHILLIPS, Bernie		CHAW04
Picard, Michael Anthony	PICARD, Michael Anthony	Elected	MALW04
Piccolo, Antonio	PICCOLO, Tony	Elected	GAWA01
Pickert, Geoffrey Alan	PICKERT, Geoff	Elected	WHYW01
Picton, Michael James	PICTON, Michael	Elected	MITW01
Pierson, Christine Mary	PIERSON, Christine		NPSW07
Pieters, Johannes Gerardus	PIETERS, Hans		PTAA01
Pilkington, Damien	PILKINGTON, Damien	Elected	SALW02
Pilkington, John Henry	PILKINGTON, John	Elected	WSTW01
Pinto, John	PINTO, John	Elected	CHAW07
Pluckrose, Keith William	PLUCKROSE, Keith		NORW02
Polito, Antonio	POLITO, A.	Elected	WSTW07
Pollock, James Nelson	POLLOCK, Jim	Elected	WHYA01
Pope, Barbara Mary	POPE, Barbara	Elected	KARW01
Porter, Darren Graeme	PORTER, D. Graeme		VICW01
Posta, Christine Marion	POSTA, Christine		TEAW01
Potter, Roderick Roy	POTTER, Rod	Elected	ALEW03
Potter, Timothy James	POTTER, Tim		ADHA01
Pratt, Graham	PRATT, Graham	Elected	ONKW02
Presgrave, Anthony Deane	PRESGRAVE, Anthony		ALEW05
Pridham, Paul Leslie	PRIDHAM, Paul		ONKW02
Pseudos, Spiros	PSEVDOS, Spiros Pip		UNLW02
Purdom, Lesley Denise	PURDOM, Lesley	Elected	TEAA01
Pycroft, Christine Robyn	PYCROFT, Chris	Elected	PAUW01
Pynor, Martin John	PYNOR, Martin	Elected	CLAW01
Quartermain, Ian Myron	QUARTERMAIN, Ian	Elected	COOW01
Quinn, James Vincent	QUINN, Jim		GOYW02
Quinn, Lindsay Douglas	QUINN, Lindsay		SALW07
Quinton, Elizabeth Robyn	QUINTON, Elizabeth		LOXW01
Raedel, Deborah Helen	RAEDEL, Deborah		BURW01
Rainsford, Desmond Henry	RAINSFORD, Des		CHAW10
Ralph, Rodney Layton	RALPH, Rod		BERW01
Ramke, Raymond John	RAMKE, John	Elected	SOUW02
Rampling, Paul Thomas	RAMPLING, Paul		HOLW04
Randle, Peter John	RANDLE, Peter John		PROW02
Rapaic, Boro	RAPAIC, Boro	Elected	COOW01
Ravalico, Ray (Ronald)	RAVALICO, Ray		NPSW01
Rawson, John Kingsley	RAWSON, John	Elected	UNLW01
Rayner, Trevor Gordon	RAYNER, Trevor Gordon	Elected	NARW01
Reade, Anthony John	READE, Anthony	Elected	WALW03
Reardon, Shiralee Ann	REARDON, Shiralee	Elected	SALW04

<b>Candidate Name</b>	<b>Ballot Paper Name</b>	<b>Elected</b>	<b>Election Code</b>
Rech, Giuliano	RECH, Giuliano	Elected	NPSW03
Reed, Alison Joan	REED, Joan	Elected	UNLW03
Reedman, Peter	REEDMAN, Peter	Elected	ALEW05
Reese, James Maxwell	REESE, Jim	Elected	GOYW03
Reichstein, Lynette Elizabeth	REICHSTEIN, Lynette Elizabeth	Elected	LIGW02
Reilly, Peter	REILLY, Peter	Elected	GOYW02
Reschke, Vivian Fay	RESCHKE, Vivian	Elected	WATW02
Reynolds, Allan George	REYNOLDS, Allan	Elected	PTLW01
Ricci, Roslyn Joy	RICCI, Joy		TEAW06
Rich, John David	RICH, John	Elected	WALAO1
Richards, Mark Peter	RICHARDS, Mark		VICW01
Richards, William Henry	RICHARDS, Bill	Elected	KANW01
Richardson, Gregory	RICHARDSON, Greg		MTGW02
Richardson, Robert George	RICHARDSON, Robert G.	Elected	PTLW01
Richter, Robin Grayden	RICHTER, Rob	Elected	GAWW01
Ridgway, Ian Gilbert	RIDGWAY, Ian	Elected	TATW01
Ridgway, Richard Wakefield	RIDGWAY, Richard	Elected	ELLW01
Rigden, Shane Andrew	RIGDEN, Shane		LEHW01
Rippon, Edward Torrens	RIPPON, Ted		BURW01
Roach, Ronald Charles	ROACH, Ron		YANW01
Robb, Grant Cameron	ROBB, Grant Cameron		CHAW08
Roberts, Leslie Francis	ROBERTS, Les		PTPW01
Robins, Barry Cyril	ROBINS, Barry C.		CHAW02
Robins, Peter Graham	ROBINS, Peter		MTBW02
Robinski, Dav Ivan	ROBINSKI, Dav Ivan		WATW03
Robinson, Mervyn John	ROBINSON, Merv	Elected	NORW01
Rocca, Anthony (Tony)	ROCCA, Tony		PLAW01
Rocha, Sandra Paixao de Jesus	ROCHA, Sandra		MARW01
Rodda, Dean Wayne	RODDA, Dean Wayne	Elected	COPW01
Rogers, Barry Stanley	ROGERS, Barry	Elected	LOXW01
Rollond, Andrew Kenneth	ROLLOND, Ken	Elected	HOLAO1
Romano, Maddalena	ROMANO, Maddalena	Elected	TEAW06
Ronan, Carolyn Ann	RONAN, Carolyn	Elected	CEDW01
Roocke, Trevor Clarence	ROOKE, Trevor	Elected	MTRW03
Rooney, Brian Dennis	ROONEY, Brian Dennis	Elected	BAWW01
Rose, Ruth Jasemin	ROSE, Jasemin	Elected	ADHW04
Rose, Susan Angela	TYLER, Susan		UNLW01
Rosenberg, Lorraine Florence	ROSENBERG, Lorraine Florence		ONKA01
Rosenzweig, Walter Kevin	ROSENZWEIG, W. Kevin		MIDW03
Ross, John Stuart	ROSS, John	Elected	TATW01
Ross, Michael Anthony	ROSS, Michael		CEDA01
Rossis, Arnie	ROSSIS, Arnie		ADEW01
Rossis, Helen Esther	ROSSIS, Helen	Elected	WALW03
Rothe, Allan John	ROTHE, Allan John	Elected	MIDW03
Rothe, Allen Edwin	ROTHE, Allen	Elected	MTBW03
Rowe, Christine	ROWE, Christine	Elected	MIDW01
Rowe, David Andrew	ROWE, David		MITW01
Rowe, Gabrielle Marie	ROWE, Gay	Elected	ORRW01
Rowland, William Henry	ROWLAND, Bill	Elected	ONKW02
Rowse, Roger John	ROWSE, Roger John		ADEW01
Ruggiero, Fernando	RUGGIERO, Fernando		CAMW05
Russell, Eric Walter	RUSSELL, Eric	Elected	PTLW01
Ryan, Dennis Alfred	RYAN, Dennis	Elected	PLAW05
Sage, Richard John	SAGE, Richard	Elected	GRAW01
Salaman, Rufus Luke	SALAMAN, Rufus	Elected	UNLW01
Salamon, Peter	SALAMON, Peter		PLAW05
Salter, Michael Barry	SALTER, Mike	Elected	WHYW01
Sanders, Frederick John	SANDERS, F.		MURW03
Sanderson, John	SANDERSON, John	Elected	YANW02
Sanderson, John Liddell	SANDERSON, John Liddell	Elected	MITW03
Sandland, John Chester	SANDLAND, John	Elected	PETW01
Sangster, Christopher Robin	SANGSTER, Rob	Elected	UNLW06
Sayers, Kenneth Bertram	SAYERS, Ken		MIDW04
Scalzi, Giacomo	SCALZI, Jack		NPSW04
Scalzi, Marco	SCALZI, Marco		NPSW06
Schaefer, John Brian	SCHAEFER, John	Elected	KIMW01

<b>Candidate Name</b>	<b>Ballot Paper Name</b>	<b>Elected</b>	<b>Election Code</b>
Scheffler, Thomas Mark	SCHEFFLER, Tom	Elected	CHAW01
Scheide, Gunter	SCHEIDE, Gunter	Elected	WHYW01
Schiller, Paul Arthur	SCHILLER, Paul A.	Elected	GOYW03
Schkabaryn, Tony	SCHKABARYN, T.	Elected	BAWW01
Schlein, Malcolm	SCHLEIN, Malcolm	Elected	YANW04
Schmidt, David John	SCHMIDT, David	Elected	KIMW01
Schmidt, Harold Bruce	SCHMIDT, Bruce	Elected	COPW03
Schmidt, Lorna Ann	SCHMIDT, Lorna	Elected	ORRW01
Schmidt, Maxwell Thomas	SCHMIDT, Max	Elected	RENW01
Schmidt, Rolf Hans Walter	SCHMIDT, Rolf		MARW02
Schnell, Robert John	SCHNELL, Bob	Elected	UNLW04
Scholz, Eleanor Irene	SCHOLZ, Eleanor	Elected	LEHW01
Scholz, Neville Alan	SCHOLZ, Neville	Elected	LEHW01
Scholz, Timothy Richard	SCHOLZ, Tim	Elected	LEHW01
Schreiber, Gregor John	SCHREIBER, Greg	Elected	STRW01
Schubert, Clem Sidney	SCHUBERT, Clem	Elected	MURW01
Schubert, Scott Charles	SCHUBERT, Scott	Elected	VICA01
Schuller, William John	SCHULLER, Bill		WATA01
Schultz, Helen Maxine	SCHULTZ, Helen	Elected	NARW01
Schulz, Michael	SCHULZ, Michael		ADEW01
Schulz, Peter Mark	SCHULZ, Peter		BARW01
Schulze, Peter William	SCHULZE, Peter	Elected	ONKW04
Schulze, Robert Lloyd	SCHULZE, Robert L.	Elected	YORA01
Schuster, Errol Gillmore	SCHUSTER, Errol		CLEW01
Schuttloffel, Wayne Leopold	SCHUTTLOFFEL, Wayne	Elected	FLIW01
Scobie, Keith Locke	SCOBIE, Keith	Elected	CORW03
Scott, Geoffrey Dean	SCOTT, Geoff	Elected	NORW02
Seager, James Michael Halsall	SEAGER, Michael	Elected	BARW01
Sellars, Timothy Muirhead	SELLARS, Tim		BURW06
Senior, Clement George	SENIOR, Clem		MARW03
Senior, David Phillip	SENIOR, David		ROBW02
Sewell, Margaret	SEWELL, Margaret	Elected	CAMW04
Sexton, Robert James	SEXTON, Robert	Elected	SOUW01
Seyfang, Rhonda Rowanne	SEYFANG, Rhonda		PTPW01
Shackleford, Murray William	SHACKLEFORD, Murray	Elected	ORRW01
Shanahan, Desmond John	SHANAHAN, Des	Elected	LIGA01
Shaw, Iris	SHAW, Iris	Elected	PLAW05
Shearing, Colin Bruce	SHEARING, Colin		TEAW01
Shelton, Roscoe James	SHELTON, Roscoe		ADEW01
Shepherd, George Albert	SHEPHERD, George		BURW06
Shorne, Dorothy Anne	SHORNE, Dorothy Anne		NPSW02
Shute, John Laurence	SHUTE, John	Elected	FLIW01
Sickerdick, Andrew Jeffrey	SICKERDICK, Andrew	Elected	SALW03
Siemers, John Luitje Cornelus	SIEMERS, John L. K.		ALEA01
Simes, Frances Mary	SIMES, Frances	Elected	LOXW01
Simmons, Evelyn Georgina	SIMMONS, Georgie	Elected	BAWW01
Simmons, Keith William	SIMMONS, Keith	Elected	MURW03
Simper, Stanley James	SIMPER, Stan	Elected	GOYW03
Simpson, James O'Halloran	SIMPSON, James		ADEW01
Sinclair, Grahame John	SINCLAIR, Grahame	Elected	VICW01
Sinclair, John Crichton	SINCLAIR, John C.		WATW03
Sinclair, Muriel Ann	SINCLAIR, Ann		MITW02
Sinclair-Warren, Dianne Elizabeth	SINCLAIR-WARREN, Dianne	Elected	VICW01
Siviour, Dean Terence	SIVIOUR, Dean		CLEW01
Size, Margaret Norma	SIZE, Margaret	Elected	KARW04
Skevington, Michael John	SKEVINGTON, Mike	Elected	LIGW03
Skewes, Ian Douglas	SKEWES, Ian	Elected	GAWW01
Sladic, Diana	SLADIC, Dijana		CHAW10
Smallwood-Smith, Gaynor	SMALLWOOD-SMITH, Gay		PLAW02
Smith, John Donald	SMITH, John		WHYA01
Smith, Kevin Francis	SMITH, Kevin		FRAW01
Smith, Miriam Eileen	SMITH, Miriam	Elected	TEAW02
Smith, Peter Kym Earle	SMITH, Kym		UNLW03
Smith, Peter Richard	SMITH, Peter R.	Elected	MIDW01
Smith, Robert Cyril	SMITH, Robert	Elected	FLIW01
Smith, Shirley Lorraine	SMITH, Shirley L.		ALEW03

<b>Candidate Name</b>	<b>Ballot Paper Name</b>	<b>Elected</b>	<b>Election Code</b>
Snadden, Lorna Joyce	SNADDEN, Joyce	Elected	PTAW03
Snewin, David George	SNEWIN, David		PLAW02
Solomon, Peter William	SOLOMON, Peter		PAUA01
Soltysiak, Beverley Joy	SOLTYSIAK, Bev		PETW01
Spanton, Margaret	SPANTON, Margaret	Elected	CHAW05
Sparks, Frederick Charles	SPARKS, Fred (Twink)	Elected	NORW01
Spehr, Alan ILouis	SPEHR, Alan		GRAW01
Spilsbury, Bruce Gilbert	SPILSBURY, Bruce	Elected	YANW02
Spragg, William Clark	SPRAGG, Bill	Elected	ADHW03
Spriggs, Robert John	SPRIGGS, Bob		CEDW01
Spry, Sharyn Elizabeth	SPRY, Sharyn Elizabeth	Elected	CEDW01
Staker, Maxwell Clarke	STAKER, Clarke		MARW03
Stanbury, Richard Lewis	STANBURY, Richard (Chard)	Elected	TATW02
Stanley, Ann Marie	STANLEY, Ann		PTPW01
Stapledon, Lewis Gary	STAPLEDON, Gary	Elected	KARW01
Stasinowsky, Leon Evan	STASINOWSKY, Leon	Elected	LOXW01
Stawiarski, Jason Cain	STAWIARSKI, Jason		CEDW01
Steinborner, Keith John	STEINBORNER, Keith		MURW02
Steinwedel, Trevor John	STEINWEDEL, Trevor		YANW04
Stewart, Barrie James	STEWART, Barrie	Elected	BARW01
Stewart, Robert John	STEWART, Bob		WATW04
Stirling, Graeme John	STIRLING, Graeme	Elected	TUMW01
Stock, Frank	STOCK, Frank		PROW01
Stock, Michael Charles	STOCK, Mike	Elected	NPSW07
Stockman, Timothy Peter	STOCKMAN, Tim	Elected	GOYW02
Stojanovski, Zorica Rose	STOJANOVSKI, Rose		MALW04
Stokes, Lynette Carol	STOKES, Lyn	Elected	MTBW01
Storey, Marie Anne	STOREY, Marie	Elected	MTRW02
Stovell, Susan Gail	STOVELL, Susan	Elected	WHYW01
Stratford, Andrew Mark	STRATFORD, Andrew	Elected	ADHW05
Stratton, Benjamin Christopher	STRATTON, Benjamin		PLAW02
Strauss, David Garnett Angrave	STRAUSS, David	Elected	GAWW01
Strudwicke, Sydney Marcus	STRUDWICKE, Marcus	Elected	MALW02
Subacius, Michael James	SUBACIUS, Michael		WSTW02
Sullivan, Antony John	SULLIVAN, Antony		MARW03
Sullivan, Laurence John	SULLIVAN, Laurie	Elected	GOYW01
Summers, Carol	SUMMERS, Carol		ONKW01
Summerton, Barry John	SUMMERTON, B.J. (Tom)	Elected	MALW04
Sumner-Dodd, Polly	SUMNER-DODD, Polly		ADEW01
Suter, Allan John	SUTER, Allan	Elected	CEDW01
Sutton, Meredith Anne	SUTTON, Meredith	Elected	FLIW01
Swiderczuk, Dariusz Jan	SWIDERCZUK, Dariusz J.	Elected	HOLW03
Szabo, Susan Joan	SZABO, Sue	Elected	SALW07
Sztorc, Dariusz	SZTORC, Derek		TEAW05
Sztorc, Violetta	SZTORC, Violetta		TEAW02
Talbot, Roslyn Joyce	TALBOT, Roslyn	Elected	COPW01
Tanner, Bobbie Graham	TANNER, Bob	Elected	CORW03
Tarzia, Antonio (Tony)	TARZIA, Tony		NPSW02
Taylor, Albert Charles	TAYLOR, A.C. (Bert)	Elected	ADEW01
Taylor, Brian John	TAYLOR, Brian	Elected	MIDW01
Taylor, Christopher John	TAYLOR, Chris		CHAW05
Taylor, Jane Lou	TAYLOR, Jane	Elected	ONKW01
Taylor, Jennifer Vicki	TAYLOR, Jenny	Elected	CHAW08
Taylor, Leone Ann	TAYLOR, Leone	Elected	ADHW01
Taylor, Shane Robert	TAYLOR, Shane Robert	Elected	GRAW01
Telfer, Raelene June	TELFER, Raelene	Elected	MARW03
Temple, Rose Mary	TEMPLE, Rose	Elected	COOW01
ter Bogt, Harry Anthony	ter BOGT, Harry		RENEW01
Teske, Paul Werner	TESKE, Paul		MTGW02
Theobald, Andrew Park	THEOBALD, Andy	Elected	BAWW01
Thom, Brian Gordon	THOM, Brian Gordon	Elected	GAWW01
Thomas, Clarence Rodney	THOMAS, Rod	Elected	RENA01
Thomas, Paul David Kyffin	THOMAS, Paul D.K.	Elected	COPA01
Thompson, Alfred Maurice	THOMPSON, Morrie		ADEW01
Thompson, Bryan William	THOMPSON, Bryan W.	Elected	FRAW01
Thompson, Garry Colin	THOMPSON, Garry	Elected	FLIW01

<b>Candidate Name</b>	<b>Ballot Paper Name</b>	<b>Elected</b>	<b>Election Code</b>
Thomson, Russell James	THOMSON, Russell		BURW05
Thorne, Richard Everitt	THORNE, Richard		UNLA01
Thyer, Peter Edwin Davies	THYER, Peter		LOWW01
Tilbrook, Christopher Ralph	TILBROOK, Chris	Elected	MARW01
Tiller, Maurice Gerald	TILLER, Maurice	Elected	WAKW03
Tilley, Suzanne Kaye	TILLEY, Suzy	Elected	HOLW01
Tipper, Denise Anne	TIPPER, Denise		UNLW02
Tonkin, Tommy	TONKIN, Tommy	Elected	COPW03
Towle, Thomas William Raymond	TOWLE, Tom		KINW01
Townsend, David Thomas	TOWNSEND, David	Elected	MIDW05
Trafford, John	TRAFFORD, John	Elected	WATW03
Trainer, John Patrick	TRAINER, John P.	Elected	WSTA01
Travers, Elizabeth Margaret	TRAVERS, Liz	Elected	NARW01
Treloar, Brian Sydney	TRELOAR, Brian	Elected	LOWW01
Trenowden, Trevor Geoffrey	TRENOWDEN, Trevor G.	Elected	CEDW01
Treize, Maree-Gene	TREIZE, Kerry	Elected	VICW01
Tropeano, Grace	TROPEANO, Grace		TEAW06
Tsavaridis, John	TSAVARIDIS, John	Elected	CHAW10
Tsigros, Nichos	TSIGROS, Nick	Elected	MTBW01
Tsirbas, Angelo	TSIRBAS, Angelo		UNLW03
Tuckwell, Leon Frank	TUCKWELL, Frank	Elected	ALEW05
Tuckwell, Ronald Lewis	TUCKWELL, Ron		LIGA01
Turner, Barbara Kay	TURNER, Barbara Kay	Elected	WAKW01
Turner, Milton Graham	TURNER, Milton	Elected	KANW01
Twyfard, Robert Sydney	TWYFORD, Robert S.	Elected	RENW01
Udy, Robert Wayne	UDY, Robert	Elected	FRAW01
Underwood, Trevor John	UNDERWOOD, Trevor		GOYW02
Usher, Graham Donald	USHER, Graham Donald	Elected	KINW04
Utten, Mark Thomas	UTTEN, Mark	Elected	CAMW05
Van Brussel, Leon	VAN BRUSSEL, Leon		ONKW03
van Emden, Fredric Timon	van EMDEN, Frits		YANW02
van Schaik, Cornelis Jim	van SCHAIK, C. Jim	Elected	WATW03
Van Velsen, Margaret Ruth	VAN VELSEN, Margaret Ruth		PROW02
Vanstone, Brenton Ivan	VANSTONE, Brenton	Elected	PTPW01
Veen, Johannes	VEEN, John	Elected	PAUW01
Veliskou, Vicky	VELISKOU, Vicky	Elected	MARW01
Velthuizen, Jacob Sybout	VELTHUIZEN, Jack	Elected	WHYW01
Venning, Christine Maylene	VENNING, Christine		ADHW05
Ventura, Bruno Giuseppe	VENTURA, Bruno G.		ADEW01
Verrall, Franklin Charles	VERRALL, Frank		MARW03
Vickery, Erika Johanna	VICKERY, Erika	Elected	NARW01
Vickery, Richard John	VICKERY, Richard	Elected	TATW02
Vikor, Joseph John	VIKOR, Joe		LOXW01
Vincent, Noel Gordon Robinson	VINCENT, Noel		NARA01
Vlahos, George	VLAHOS, George	Elected	WSTW02
Vogelsang, Leon Neil	VOGELSANG, Neil		MTRW03
Vormister, Stephen Charles Elword	VORMISTER, Stephen	Elected	MTRW01
Wade, Malcolm Stanley	WADE, Mal		ADHW05
Wadham, Ben	WADHAM, Ben		MTBW03
Walden, Wallace James	WALDEN, Jim	Elected	NORW03
Wales, Anthony James	WALES, Tony	Elected	MTBA01
Walker, Donald James	WALKER, Donald		MTBW02
Walker, Robin Dean	WALKER, Robin Dean		COOW01
Wallace, Barry	WALLACE, Barry		ADEW01
Wallace, David Goffet	WALLACE, David		WALW02
Wallis, Kevin William	WALLIS, Kevin (Wally)		GOYW02
Wandel, Michael Rodney	WANDEL, Michael	Elected	ELLW01
Ward, Allan Albert	WARD, Allan Albert	Elected	BURW01
Ward, Edwin James	WARD, Eddy	Elected	CLEW01
Ward, Mark John	WARD, Mark		MITW06
Ward, Mark Leslie	WARD, Mark L.	Elected	LOXW01
Wardle, Roanna Sue	WARDLE, Roanna	Elected	COOW01
Warner, John Winston	WARNER, John		WHYW01
Warren, Richard Frederick Ostcliffe	WARREN, Richard	Elected	MITW04
Wasylenko, Tolley Ivan	WASYLENKO, Tolley	Elected	CHAW02
Waters, Jo-anne	WATERS, Jo-anne		WHYW01

<b>Candidate Name</b>	<b>Ballot Paper Name</b>	<b>Elected</b>	<b>Election Code</b>
Watts, Graham Keith	WATTS, Graham K.	Elected	MARW01
Waxman, Patricia Anne	WAXMAN, Patsy		BURW03
Webb, Barry Graham	WEBB, Barry		YANW03
Webb, Jack Francis	WEBB, Jack		PLAA01
Webb, Robert Arthur	WEBB, Robert	Elected	VICW01
Wegner, Kenneth Arthur	WEGNER, Ken	Elected	KARW03
Weinert, Ronald Milton	WEINERT, Milton	Elected	MURW03
Weinmann, Theo Frederick	WEINMANN, Theo	Elected	MURW01
Wellby, Brian Arnold	WELLBY, Brian	Elected	PROW05
Wellby, Trudy Michelle	WELLBY, Trudy		PROW01
Wells, Peter Maxwell	WELLS, Peter		MTGW01
Werfel, Russell James Trevor	WERFEL, Trevor		PTPW01
Westenberg, Luke Anthony John	WESTENBERG, Luke Anthony John	Elected	WALW01
Wharff, John Phillip	WHARFF, John	Elected	STRW01
Wheatley, Dennis Thomas	WHEATLEY, Dennis		NORW03
Whellum, Raymond John	WHELLUM, Ray		ONKW04
Whennan, Irene Marie-Therese	WHENNAN, Irene	Elected	MARW02
Whibley, Evonne Kathleen	WHIBLEY, Evonne		CORW02
Whitby, Merindah	WHITBY, Merindah		PLAW06
White, Mervyn Robert	WHITE, Mervyn	Elected	MTGW01
Whitehead, Peter	WHITEHEAD, Peter		MTGA01
Whitford, Peter Graham	WHITFORD, Peter	Elected	YANW03
Whiting, David Charles	WHITING, David	Elected	WALW03
Whittaker, Jillian Yvonne	WHITTAKER, Jill	Elected	CAMW03
Whittingham, Morris	WHITTINGHAM, Morrie		BERW01
Whittle, Irene Ruth	WHITTLE, Ruth	Elected	PETA01
Wickham, Craig Lindsay	WICKHAM, Craig	Elected	KANW01
Wickham, Jean Cecilia	WICKHAM, Jean	Elected	BURW06
Wiedeman, Anthony John	WIEDEMAN, Tony		ADHW01
Wiese, Joerg	WIESE, Joerg	Elected	BARW01
Wildman, Alfred Frank	WILDMAN, Alfred Frank		FRAW01
Wilkin, Peter Alleyne	WILKIN, Peter	Elected	ROBW02
Wilkins, Dianne Christine	WILKINS, Di	Elected	BURW03
Williams, Eileen Gladys	WILLIAMS, Eileen		ADHW04
Williams, Howard Dean	WILLIAMS, Howard		ADEW01
Williams, Margaret Helen	WILLIAMS, Margaret		BERW01
Williams, Robert Edwin	WILLIAMS, Robert	Elected	LIGW02
Williams, Robert Ian	WILLIAMS, Rob		PAUW01
Wilson, Garry Ernest	WILSON, Garry	Elected	CHAW09
Wilson, John Allan	WILSON, John Allan		HOLW01
Wilson, Neville Kevin	WILSON, Neville K.	Elected	PTPW01
Wiltshire, Douglas	WILTSHIRE, Doug		GOYW01
Winderlich, David Nicholas	WINDERLICH, David	Elected	NPSW04
Winter, Barry John	WINTER, Barry	Elected	TEAW01
Wisbey, Jennifer Lorraine	WISBEY, Jenny	Elected	NARW01
Wissell, Shirley Marjorie Joyce	WISSELL, Shirley	Elected	PLAW02
Wohlers, Peter John	WOHLERS, Peter		BERW01
Woidt, Dianne Jean	WOIDT, Dianne		CORW02
Wolf, Roger James	WOLF, Roger		MARW04
Woltynski, Edmund	WOLTYNSKI, Edmund		WSTW03
Woodcock, Stephen John	WOODCOCK, Steve	Elected	CAMA01
Woodgate, Colleen Yvonne	WOODGATE, Colleen Y.	Elected	GOYW02
Woodland, John Stephen	WOODLAND, John		GRAA01
Woodman, Christopher Kym	WOODMAN, Chris	Elected	PETW01
Woods, William Ashley	WOODS, William	Elected	CAMA02
Woolford, Allan Glen	WOOLFORD, Allan	Elected	NORW03
Woolford, Judith Anne	WOOLFORD, Anne	Elected	ALEW02
Woolford, Kevin John	WOOLFORD, Kevin J.		PAUW01
Woolford, Terence Geoffrey	WOOLFORD, Geoff	Elected	KIMW01
Woolley, Raymond John	WOOLLEY, Ray		MARW02
Woore, Philip Charles	WOORE, Philip Charles		ELLW01
Woosnam, Michael Francis Wayne	WOOSNAM, Michael		LOXW01
Workman, Brian	WORKMAN, Brian		CEDW01
Wormald, Paul Francis	WORMALD, Paul	Elected	NPSW06
Wright, Garth Wayne	WRIGHT, Garth W.	Elected	BARW01
Wright, Maureen Annette	WRIGHT, Maureen		GOYW02



<b>Candidate Name</b>	<b>Ballot Paper Name</b>	<b>Elected</b>	<b>Election Code</b>
Wright, Simon Ned	WRIGHT, Ned	Elected	MTBW03
Wurst, Susan Grace	WURST, Sue	Elected	CLAW01
Yeomans, Joyce Marie	YEOMANS, Joyce	Elected	YORW03
Young, Arthur Thomas	YOUNG, Arthur		PTAW01
Young, Ian Ronald	YOUNG, Ian	Elected	BAWW01
Young, John Frederick	YOUNG, John	Elected	CLAW01
Young, Matthew Levi	YOUNG, Zane		BURW06
Young, Robert William	YOUNG, Bob		PAUW01
Zadow, Colin Henderson	ZADOW, Colin Henderson	Elected	KARW02
Zanker, Joan Clare	ZANKER, Joan	Elected	MTBW02
Zappia, Antonio	ZAPPIA, Tony	Elected	SALA01
Zorzi, Ferruccio	ZORZI, Ferruccio		ONKW04
Zschorn, Darryl John	ZSCHORN, Darryl	Elected	UNLW05



### 3. RESULTS OF EACH CONTESTED ELECTION IN COUNCIL ORDER



#### ADELAIDE CITY COUNCIL

##### Lord Mayoral

Ballot Papers			3 candidates contesting 1 vacancy					
Formal	Informal		Quota	First Preference		Votes at		
7456	12	0.2%	3729	Votes	Elected / Excluded	Election / Exclusion	Count	
MACKIE, Greg				2017			3072	
HUANG, Alfred				1987	Excluded		1987	2
HARBISON, Michael				3452	Elected 1		Quota	2

##### Councillor at Large

Ballot Papers			28 candidates contesting 8 vacancies				
Formal	Informal		Quota	First Preference		Votes at	
6939	245	3.4%	772	Votes	Elected / Excluded	Election / Exclusion	Count
MORAN, Anne				1716	Elected 1	Quota	1
VENTURA, Bruno G.				214	Excluded	374	260
MONKS, Bill				197	Excluded	307	214
HAYWARD, Richard				621	Elected 2	Quota	2
TAYLOR, A.C. (Bert)				417	Elected 6	Quota	362
DARLEY, Peter Martin				530	Elected 3	Quota	82
ANGOVE, Robert (Bob)				401	Elected 4	Quota	303
WILLIAMS, Howard				35	Excluded	45	14
SUMNER-DODD, Polly				233	Excluded	603	448
CLEARIHAN, Sue				253	Elected 7	Quota	448
CROSSING, David				9	Excluded	9	4
FORD, Frank				285	Excluded	428	303
LONGMUIR, James				51	Excluded	54	19
HENDERSON, Kelly				24	Excluded	26	7
HOYLE, Chérie				115	Excluded	167	111
BRINE, Judith				462	Elected 5	Quota	304
CONSTANTINE, Kali				69	Excluded	121	71
SIMPSON, James				96	Excluded	171	135
ROWSE, Roger John				287	Excluded	473	362
MAGASDI, Cris				266	Elected 8	682	448
McALARY, Bernadette				23	Excluded	29	10
SHELTON, Roscoe				99	Excluded	147	88
THOMPSON, Morrie				81	Excluded	102	47
HILES, Darian				59	Excluded	71	24
SCHULZ, Michael				79	Excluded	90	40
ROSSIS, Arnie				154	Excluded	242	179
CHEHADE, Amin				70	Excluded	85	33
WALLACE, Barry				93	Excluded	114	60

#### ADELAIDE HILLS COUNCIL

##### Mayoral

Ballot Papers			3 candidates contesting 1 vacancy				
Formal	Informal		Quota	First Preference		Votes at	
9713	42	0.4%	4857	Votes	Elected / Excluded	Election / Exclusion	Count
COOKSLEY, Bill				4842	Elected 1	Quota	2
BABI, Sue				787	Excluded	787	2
POTTER, Tim				4084		4347	

##### Manoah Ward

Ballot Papers			4 candidates contesting 2 vacancies				
Formal	Informal		Quota	First Preference		Votes at	
1556	25	1.6%	519	Votes	Elected / Excluded	Election / Exclusion	Count
TAYLOR, Leone				461	Elected 2	Quota	2
WIEDEMAN, Tony				233	Excluded	233	2
NELSON, Ron				468	Elected 1	Quota	2
MURRAY, Andrew				394		472	

**Mount Lofty Ward****Ballot Papers**

<b>Formal</b>	<b>Informal</b>	
<b>2360</b>	<b>35</b>	1.5%
HOSKING, Kate		
KEMP, John		
EVANS, Stan		
GIBBINGS, Wayne		
EVANS, Sheila		
COOMBE, Howard F.		

**6 candidates contesting 3 vacancies**

<b>Quota</b>	<b>First Preference</b>		<b>Votes at</b>	
<b>591</b>	<b>Votes</b>	<b>Elected / Excluded</b>	<b>Election / Exclusion</b>	<b>Count</b>
	752	Elected 1	Quota	1
	304	Excluded	387	5
	518	Elected 2	Quota	5
	403	Elected 3	Quota	6
	313		522	
	70	Excluded	78	3

**Marble Hill Ward****Ballot Papers**

<b>Formal</b>	<b>Informal</b>	
<b>1599</b>	<b>42</b>	2.6%
LOVEDAY, Jan		
PFITZNER, John		
SPRAGG, Bill		
BAILEY, Ian		

**4 candidates contesting 2 vacancies**

<b>Quota</b>	<b>First Preference</b>		<b>Votes at</b>	
<b>534</b>	<b>Votes</b>	<b>Elected / Excluded</b>	<b>Election / Exclusion</b>	<b>Count</b>
	347		479	
	217	Excluded	231	3
	592	Elected 1	Quota	1
	443	Elected 2	Quota	3

**Torrens Valley Ward****Ballot Papers**

<b>Formal</b>	<b>Informal</b>	
<b>1480</b>	<b>58</b>	3.8%
HALL, Val		
ROSE, Jasemin		
WILLIAMS, Eileen		

**3 candidates contesting 2 vacancies**

<b>Quota</b>	<b>First Preference</b>		<b>Votes at</b>	
<b>494</b>	<b>Votes</b>	<b>Elected / Excluded</b>	<b>Election / Exclusion</b>	<b>Count</b>
	857	Elected 1	Quota	1
	351	Elected 2	Quota	2
	272		482	

**Onkaparinga Valley Ward****Ballot Papers**

<b>Formal</b>	<b>Informal</b>	
<b>2606</b>	<b>33</b>	1.3%
WADE, Mal		
COLLINS, Neville		
CAMAC, Stan		
DORMER, Adrian		
STRATFORD, Andrew		
PASCHKE, David		
GALE, R.J. (Bill)		
VENNING, Christine		

**8 candidates contesting 3 vacancies**

<b>Quota</b>	<b>First Preference</b>		<b>Votes at</b>	
<b>652</b>	<b>Votes</b>	<b>Elected / Excluded</b>	<b>Election / Exclusion</b>	<b>Count</b>
	300	Excluded	370	10
	207	Excluded	231	3
	393		566	
	172	Excluded	172	2
	324	Elected 3	573	18
	489	Elected 1	Quota	6
	480	Elected 2	Quota	10
	241	Excluded	337	5

**ALEXANDRINA COUNCIL****Mayoral****Ballot Papers**

<b>Formal</b>	<b>Informal</b>	
<b>6846</b>	<b>17</b>	0.2%
SIEMERS, John L. K.		
McHUGH, Kym		

**2 candidates contesting 1 vacancy**

<b>Quota</b>	<b>First Preference</b>		<b>Votes at</b>	
<b>3424</b>	<b>Votes</b>	<b>Elected / Excluded</b>	<b>Election / Exclusion</b>	<b>Count</b>
	2464			
	4382	Elected 1	Quota	1

**Angas - Bremer Ward****Ballot Papers**

<b>Formal</b>	<b>Informal</b>	
<b>1151</b>	<b>27</b>	2.3%
POTTER, Rod		
FEATHERSTON, Barry J.		
BOWER, Tony		
SMITH, Shirley L.		

**4 candidates contesting 2 vacancies**

<b>Quota</b>	<b>First Preference</b>		<b>Votes at</b>	
<b>384</b>	<b>Votes</b>	<b>Elected / Excluded</b>	<b>Election / Exclusion</b>	<b>Count</b>
	463	Elected 1	Quota	1
	382	Elected 2	Quota	2
	80		90	
	226		259	

**Pt Elliot - Middleton Ward****Ballot Papers**

<b>Formal</b>	<b>Informal</b>	
<b>1266</b>	<b>62</b>	4.7%
OLIVER, Alan		
MARTIN, Geoff N.		
BECKETT, Mary		

**3 candidates contesting 2 vacancies**

<b>Quota</b>	<b>First Preference</b>		<b>Votes at</b>	
<b>423</b>	<b>Votes</b>	<b>Elected / Excluded</b>	<b>Election / Exclusion</b>	<b>Count</b>
	542	Elected 1	Quota	1
	257			
	467	Elected 2	Quota	1

**Goolwa - Hindmarsh Island Ward****Ballot Papers**

<i>Formal</i>	<i>Informal</i>	
<b>2690</b>	<b>51</b>	1.9%
GINNO, Brian		
MEDLYN, Rick		
GRIFFIN, Barry		
TUCKWELL, Frank		
DAVIS, Jim		
FLEMING, David		
PRESGRAVE, Anthony		
REEDMAN, Peter		

**8 candidates contesting 4 vacancies**

<i>Quota</i>	<i>First Preference</i>		<i>Votes at</i>	
<b>539</b>	<b>Votes</b>	<b>Elected / Excluded</b>	<b>Election / Exclusion</b>	<b>Count</b>
	296	Excluded	324	8
	373	Elected 3	Quota	8
	331		502	
	482	Elected 2	Quota	4
	529	Elected 1	Quota	2
	100	Excluded	100	2
	195	Excluded	205	4
	384	Elected 4	Quota	11

**THE BAROSSA COUNCIL****Councillor at Large****Ballot Papers**

<i>Formal</i>	<i>Informal</i>	
<b>5094</b>	<b>264</b>	4.9%
WIESE, Joerg		
de VRIES, Dave		
BISCOE, Patsy		
FURNELL, Jim		
LINKE, Chris		
EIDAM, Ingrid		
SEAGER, Michael		
HURN, Tony		
LYKKE, David		
ANGAS, John		
MARSCHALL, Sue		
SCHULZ, Peter		
WRIGHT, Garth W.		
MARKS, Theo		
STEWART, Barrie		

**15 candidates contesting 13 vacancies**

<i>Quota</i>	<i>First Preference</i>		<i>Votes at</i>	
<b>364</b>	<b>Votes</b>	<b>Elected / Excluded</b>	<b>Election / Exclusion</b>	<b>Count</b>
	332	Elected 9	Quota	3
	410	Elected 4	Quota	1
	405	Elected 5	Quota	1
	196	Elected 10	Quota	9
	280	Elected 8	Quota	2
	175	Elected 12	Quota	14
	524	Elected 3	Quota	1
	378	Elected 6	Quota	1
	587	Elected 2	Quota	1
	761	Elected 1	Quota	1
	300	Elected 7	Quota	2
	95		338	
	241	Elected 13	352	21
	132	Excluded	209	11
	278	Elected 11	Quota	13

**BERRI BARMERA COUNCIL****Mayoral****Ballot Papers**

<i>Formal</i>	<i>Informal</i>	
<b>3711</b>	<b>17</b>	0.5%
EVANS, Margaret McLean		
MILLINGTON, Pat		

**2 candidates contesting 1 vacancy**

<i>Quota</i>	<i>First Preference</i>		<i>Votes at</i>	
<b>1856</b>	<b>Votes</b>	<b>Elected / Excluded</b>	<b>Election / Exclusion</b>	<b>Count</b>
	2121	Elected 1	Quota	1
	1590			

**Councillor at Large****Ballot Papers**

<i>Formal</i>	<i>Informal</i>	
<b>3616</b>	<b>150</b>	4.0%
DHALIWAL, Baldev Singh		
DUNSTONE, Kevin		
WOHLERS, Peter		
HUNT, Peter R.		
FLETCHER, Barry		
RALPH, Rod		
EICHENBERGER, Claire		
NOONAN, Sondra		
KANAKARIS, Bill		
BROOKS, Bevin		
ELLIOTT, Mark		
NELSSON, Josie		
CENTOFANTI, Rhonda Louise		
CASEY, Bruce		
HILL, Les		
WHITTINGHAM, Morrie		
WILLIAMS, Margaret		

**17 candidates contesting 10 vacancies**

<i>Quota</i>	<i>First Preference</i>		<i>Votes at</i>	
<b>329</b>	<b>Votes</b>	<b>Elected / Excluded</b>	<b>Election / Exclusion</b>	<b>Count</b>
	294	Elected 6	Quota	28
	200	Elected 10	Quota	74
	111	Excluded	147	74
	400	Elected 2	Quota	1
	450	Elected 1	Quota	1
	110		218	
	95	Excluded	112	28
	325	Elected 4	Quota	2
	242	Elected 8	Quota	61
	42	Excluded	53	11
	24	Excluded	26	6
	278	Elected 5	Quota	25
	399	Elected 3	Quota	1
	208	Elected 9	Quota	74
	272	Elected 7	Quota	28
	73	Excluded	83	20
	93	Excluded	128	47

**CITY OF BURNSIDE****Mayoral****Ballot Papers**

<i>Formal</i>	<i>Informal</i>	
<b>10026</b>	<b>64</b>	0.6%
O'GRADY, Adam		
HAWKE, Jean		
GREINER, Wendy		

**3 candidates contesting 1 vacancy**

<i>Quota</i>	<i>First Preference</i>		<i>Votes at</i>	
<b>5014</b>	<b>Votes</b>	<b>Elected / Excluded</b>	<b>Election / Exclusion</b>	<b>Count</b>
	1176			
	756			
	8094	Elected 1	Quota	1

**Beaumont Ward****Ballot Papers**

<b>Formal</b>	<b>Informal</b>	
<b>1767</b>	<b>22</b>	<b>1.2%</b>
RIPPON, Ted		
CURRIE, Janet C.		
WARD, Allan Albert		
RAEDEL, Deborah		
HILLIER, Andrew		
DEVLIN, Bill		
CALANDRO, Karyn		

**7 candidates contesting 2 vacancies**

<b>Quota</b>	<b>Preference</b>		<b>Votes at</b>	
<b>590</b>	<b>First Preference</b>	<b>Elected / Excluded</b>	<b>Election / Exclusion</b>	<b>Count</b>
	<b>Votes</b>			
	207	Excluded	274	10
	146	Excluded	167	6
	403	Elected 2	507	16
	256		502	
	556	Elected 1	Quota	3
	134	Excluded	137	3
	65	Excluded	65	2

**Eastwood and Glenunga Ward****Ballot Papers**

<b>Formal</b>	<b>Informal</b>	
<b>1874</b>	<b>36</b>	<b>1.9%</b>
WAXMAN, Patsy		
WILKINS, Di		
COMERFORD, Patrick		
PALK, Leni		
JACOBSEN, Jim		

**5 candidates contesting 2 vacancies**

<b>Quota</b>	<b>Preference</b>		<b>Votes at</b>	
<b>625</b>	<b>First Preference</b>	<b>Elected / Excluded</b>	<b>Election / Exclusion</b>	<b>Count</b>
	<b>Votes</b>			
	142	Excluded	142	2
	492	Elected 1	Quota	3
	246	Excluded	272	3
	458		538	
	536	Elected 2	Quota	3

**Kensington Gardens & Magill Ward****Ballot Papers**

<b>Formal</b>	<b>Informal</b>	
<b>1569</b>	<b>27</b>	<b>1.7%</b>
HOUSTON, Sandra		
CARUSO, Mario		
OBST, Corey		
COLLINS, Chris		
FRANCHI, Adrian		

**5 candidates contesting 2 vacancies**

<b>Quota</b>	<b>Preference</b>		<b>Votes at</b>	
<b>524</b>	<b>First Preference</b>	<b>Elected / Excluded</b>	<b>Election / Exclusion</b>	<b>Count</b>
	<b>Votes</b>			
	215	Excluded	270	5
	284		403	
	655	Elected 1	Quota	1
	384	Elected 2	Quota	5
	31	Excluded	38	3

**Kensington Park Ward****Ballot Papers**

<b>Formal</b>	<b>Informal</b>	
<b>1664</b>	<b>50</b>	<b>2.9%</b>
HARRIS, Peter Gordon		
DODD, Brenton		
DAVEY, Jane V.		
THOMSON, Russell		
CARBONE, Julian		

**5 candidates contesting 2 vacancies**

<b>Quota</b>	<b>Preference</b>		<b>Votes at</b>	
<b>555</b>	<b>First Preference</b>	<b>Elected / Excluded</b>	<b>Election / Exclusion</b>	<b>Count</b>
	<b>Votes</b>			
	705	Elected 1	Quota	1
	208	Excluded	242	5
	314	Elected 2	542	8
	128	Excluded	162	3
	309		482	

**Rose Park & Toorak Gardens Ward****Ballot Papers**

<b>Formal</b>	<b>Informal</b>	
<b>1537</b>	<b>37</b>	<b>2.4%</b>
SELLARS, Tim		
YOUNG, Zane		
WICKHAM, Jean		
MORLEY, Chris		
SHEPHERD, George		

**5 candidates contesting 2 vacancies**

<b>Quota</b>	<b>Preference</b>		<b>Votes at</b>	
<b>513</b>	<b>First Preference</b>	<b>Elected / Excluded</b>	<b>Election / Exclusion</b>	<b>Count</b>
	<b>Votes</b>			
	301		426	
	128	Excluded	129	3
	382	Elected 2	485	8
	521	Elected 1	Quota	1
	205	Excluded	250	5

**CITY OF CAMPBELLTOWN****Mayoral****Ballot Papers**

<b>Formal</b>	<b>Informal</b>	
<b>10464</b>	<b>37</b>	<b>0.4%</b>
EMANUELE, Johnny		
LIAPIS, Steve Soteres		
WOODCOCK, Steve		

**3 candidates contesting 1 vacancy**

<b>Quota</b>	<b>Preference</b>		<b>Votes at</b>	
<b>5233</b>	<b>First Preference</b>	<b>Elected / Excluded</b>	<b>Election / Exclusion</b>	<b>Count</b>
	<b>Votes</b>			
	1516			
	3711			
	5237	Elected 1	Quota	1

**Area Councillor****Ballot Papers**

<b>Formal</b>	<b>Informal</b>	
<b>10004</b>	<b>302</b>	<b>2.9%</b>
WOODS, William		
KENNEDY, John		
HOLOUBEK, Susan		
DURDEN, Jim		
AMBER, Max		
Di FEDE, John		
CLIFTON, Brian		

**7 candidates contesting 4 vacancies**

<b>Quota</b>	<b>Preference</b>		<b>Votes at</b>	
<b>2001</b>	<b>First Preference</b>	<b>Elected / Excluded</b>	<b>Election / Exclusion</b>	<b>Count</b>
	<b>Votes</b>			
	1423	Elected 3	Quota	9
	995	Excluded	1127	5
	1765	Elected 2	Quota	5
	1255	Elected 4	Quota	10
	2660	Elected 1	Quota	1
	1481		1927	
	425	Excluded	456	3

**Gorge Ward**

<i>Ballot Papers</i>		
<i>Formal</i>	<i>Informal</i>	
<b>2300</b>	<b>45</b>	1.9%
NICOL, Margaret		
ALDENHOVEN, Lee		
MERCURIO, Luciano		

**3 candidates contesting 2 vacancies**

<i>Quota</i>	<i>First</i>	<i>Elected / Excluded</i>	<i>Votes at Election / Exclusion</i>	<i>Count</i>
	<i>Preference</i>			
	<i>Votes</i>			
<b>767</b>	1375	Elected 1	Quota	1
	560	Elected 2	Quota	2
	365		490	

**Newton Ward**

<i>Ballot Papers</i>		
<i>Formal</i>	<i>Informal</i>	
<b>1693</b>	<b>63</b>	3.6%
WHITTAKER, Jill		
MATTHEWS, Marilyn		
MERCORELLA, Peter		

**3 candidates contesting 2 vacancies**

<i>Quota</i>	<i>First</i>	<i>Elected / Excluded</i>	<i>Votes at Election / Exclusion</i>	<i>Count</i>
	<i>Preference</i>			
	<i>Votes</i>			
<b>565</b>	702	Elected 1	Quota	1
	441		538	
	550	Elected 2	Quota	2

**Woodforde Ward**

<i>Ballot Papers</i>		
<i>Formal</i>	<i>Informal</i>	
<b>1991</b>	<b>57</b>	2.8%
BOYLE, Michael D.		
RUGGIERO, Fernando		
UTTEN, Mark		

**3 candidates contesting 2 vacancies**

<i>Quota</i>	<i>First</i>	<i>Elected / Excluded</i>	<i>Votes at Election / Exclusion</i>	<i>Count</i>
	<i>Preference</i>			
	<i>Votes</i>			
<b>664</b>	721	Elected 2	Quota	1
	417			
	853	Elected 1	Quota	1

**DISTRICT COUNCIL OF CEDUNA****Mayoral**

<i>Ballot Papers</i>		
<i>Formal</i>	<i>Informal</i>	
<b>1504</b>	<b>0</b>	0.0%
ROSS, Michael		
McCARTHY, Ken		
DUFFY, Peter James		

**3 candidates contesting 1 vacancy**

<i>Quota</i>	<i>First</i>	<i>Elected / Excluded</i>	<i>Votes at Election / Exclusion</i>	<i>Count</i>
	<i>Preference</i>			
	<i>Votes</i>			
<b>753</b>	152			
	965	Elected 1	Quota	1
	387			

**Councillor at Large**

<i>Ballot Papers</i>		
<i>Formal</i>	<i>Informal</i>	
<b>1467</b>	<b>31</b>	2.1%
SPRY, Sharyn Elizabeth		
BROWN, Lynton		
STAWIARSKI, Jason		
LIMBERT, Greg		
MAYNARD, Ken		
SPRIGGS, Bob		
MICHELL, Rosslyn		
RONAN, Carolyn		
BURGE, Edwin L.		
KERRIDGE, Elaine		
COMAS, Mark		
SUTER, Allan		
BAWDEN, Janet		
TRENOWDEN, Trevor G.		
HARRE, Ken		
CAWOOD, Ian		
WORKMAN, Brian		

**17 candidates contesting 8 vacancies**

<i>Quota</i>	<i>First</i>	<i>Elected / Excluded</i>	<i>Votes at Election / Exclusion</i>	<i>Count</i>
	<i>Preference</i>			
	<i>Votes</i>			
<b>164</b>	92	Elected 7	Quota	46
	138	Elected 3	Quota	26
	47	Excluded	55	10
	25	Excluded	26	7
	85		143	
	24	Excluded	24	5
	62	Excluded	72	18
	88	Elected 6	Quota	44
	145	Elected 2	Quota	26
	78	Excluded	105	37
	122	Elected 4	Quota	33
	175	Elected 1	Quota	1
	13	Excluded	13	3
	120	Elected 5	Quota	33
	60	Excluded	62	15
	129	Elected 8	152	51
	64	Excluded	85	26

**CITY OF CHARLES STURT****Mayoral**

<i>Ballot Papers</i>		
<i>Formal</i>	<i>Informal</i>	
<b>23352</b>	<b>126</b>	0.5%
ANDERSON, Harold		
MESCHINO, Carlo		
IENCO, Joe		

**3 candidates contesting 1 vacancy**

<i>Quota</i>	<i>First</i>	<i>Elected / Excluded</i>	<i>Votes at Election / Exclusion</i>	<i>Count</i>
	<i>Preference</i>			
	<i>Votes</i>			
<b>11677</b>	14891	Elected 1	Quota	1
	3136			
	5325			

**Semaphore Park Ward**

<i>Ballot Papers</i>		
<i>Formal</i>	<i>Informal</i>	
<b>2520</b>	<b>83</b>	3.2%
SCHEFFLER, Tom		
FERRAO, Gerard		
CAMPAIGN, Peter		
BUESNEL, Graham		

**4 candidates contesting 2 vacancies**

<i>Quota</i>	<i>First</i>	<i>Elected / Excluded</i>	<i>Votes at Election / Exclusion</i>	<i>Count</i>
	<i>Preference</i>			
	<i>Votes</i>			
<b>841</b>	900	Elected 2	Quota	1
	954	Elected 1	Quota	1
	431			
	235			

**Royal Park Ward****Ballot Papers**

<b>Formal</b>	<b>Informal</b>	
<b>2287</b>	<b>135</b>	5.6%
WASYLENKO, Tolley		
DEAKIN, Sandra		
GHENT, Stuart Wilson		
ROBINS, Barry C.		

**4 candidates contesting 2 vacancies**

<b>Quota</b>	<b>Preference</b>		<b>Votes at</b>	
<b>763</b>	<b>First</b>	<b>Elected / Excluded</b>	<b>Election / Exclusion</b>	<b>Count</b>
	<b>Votes</b>			
	1144	Elected 1	Quota	1
	409		682	
	550	Elected 2	Quota	3
	184	Excluded	238	3

**Henley Ward****Ballot Papers**

<b>Formal</b>	<b>Informal</b>	
<b>2824</b>	<b>69</b>	2.4%
DODDS, Tim		
CAREY, Alan		
FITZPATRICK, Jim		
PHILLIPS, Bernie		

**4 candidates contesting 2 vacancies**

<b>Quota</b>	<b>Preference</b>		<b>Votes at</b>	
<b>942</b>	<b>First</b>	<b>Elected / Excluded</b>	<b>Election / Exclusion</b>	<b>Count</b>
	<b>Votes</b>			
	987	Elected 1	Quota	1
	321	Excluded	335	3
	786	Elected 2	Quota	3
	730		819	

**Cheltenham Ward****Ballot Papers**

<b>Formal</b>	<b>Informal</b>	
<b>1921</b>	<b>46</b>	2.3%
SPANTON, Margaret		
GRANT, Robert Hugh		
TAYLOR, Chris		

**3 candidates contesting 2 vacancies**

<b>Quota</b>	<b>Preference</b>		<b>Votes at</b>	
<b>641</b>	<b>First</b>	<b>Elected / Excluded</b>	<b>Election / Exclusion</b>	<b>Count</b>
	<b>Votes</b>			
	699	Elected 2	Quota	1
	734	Elected 1	Quota	1
	488			

**Findon Ward****Ballot Papers**

<b>Formal</b>	<b>Informal</b>	
<b>2355</b>	<b>191</b>	7.5%
DUNCAN, Julie		
BEINKE, Dennis		
HARVIE, Donald		
OLSEN, R.T. (Dick)		

**4 candidates contesting 2 vacancies**

<b>Quota</b>	<b>Preference</b>		<b>Votes at</b>	
<b>786</b>	<b>First</b>	<b>Elected / Excluded</b>	<b>Election / Exclusion</b>	<b>Count</b>
	<b>Votes</b>			
	1202	Elected 1	Quota	1
	197			
	81			
	875	Elected 2	Quota	1

**Kidman Ward****Ballot Papers**

<b>Formal</b>	<b>Informal</b>	
<b>2461</b>	<b>95</b>	3.7%
CHADWICK, Lance		
CARBONE, Joe		
PINTO, John		
CURTIS, Marni		

**4 candidates contesting 2 vacancies**

<b>Quota</b>	<b>Preference</b>		<b>Votes at</b>	
<b>821</b>	<b>First</b>	<b>Elected / Excluded</b>	<b>Election / Exclusion</b>	<b>Count</b>
	<b>Votes</b>			
	365		621	
	353	Excluded	454	3
	375	Elected 2	Quota	3
	1368	Elected 1	Quota	1

**Woodville Ward****Ballot Papers**

<b>Formal</b>	<b>Informal</b>	
<b>1925</b>	<b>132</b>	6.4%
TAYLOR, Jenny		
FREAK, Brian Noel		
ROBB, Grant Cameron		

**3 candidates contesting 2 vacancies**

<b>Quota</b>	<b>Preference</b>		<b>Votes at</b>	
<b>642</b>	<b>First</b>	<b>Elected / Excluded</b>	<b>Election / Exclusion</b>	<b>Count</b>
	<b>Votes</b>			
	774	Elected 2	Quota	1
	822	Elected 1	Quota	1
	329			

**Beverley Ward****Ballot Papers**

<b>Formal</b>	<b>Informal</b>	
<b>2072</b>	<b>117</b>	5.3%
HALL, Phillip		
AGIUS, Edgar		
WILSON, Garry		

**3 candidates contesting 2 vacancies**

<b>Quota</b>	<b>Preference</b>		<b>Votes at</b>	
<b>691</b>	<b>First</b>	<b>Elected / Excluded</b>	<b>Election / Exclusion</b>	<b>Count</b>
	<b>Votes</b>			
	544		688	
	953	Elected 1	Quota	1
	575	Elected 2	Quota	2

**Hindmarsh Ward****Ballot Papers**

<b>Formal</b>	<b>Informal</b>	
<b>1945</b>	<b>60</b>	3.0%
MARKS, Phil		
TSAVARIDIS, John		
COFFEN, Douglas Wayne		
RAINSFORD, Des		
SLADIC, Dijana		
LUSCRI, Carmela		

**6 candidates contesting 2 vacancies**

<b>Quota</b>	<b>Preference</b>		<b>Votes at</b>	
<b>649</b>	<b>First</b>	<b>Elected / Excluded</b>	<b>Election / Exclusion</b>	<b>Count</b>
	<b>Votes</b>			
	287		381	
	660	Elected 1	Quota	1
	59	Excluded	59	3
	238	Excluded	298	8
	242	Excluded	256	5
	459	Elected 2	Quota	8



## CLARE & GILBERT VALLEYS COUNCIL

### Mayoral

### 2 candidates contesting 1 vacancy

Ballot Papers			Quota	First Preference Votes	Elected / Excluded	Votes at Election / Exclusion	Count
Formal	Informal						
3159	3	0.1%	1580				
DIXON, Terry R.				1541			
JACKA, Patricia				1618	Elected 1	Quota	1

## DISTRICT COUNCIL OF CLEVE

### Councillor at Large

### 10 candidates contesting 8 vacancies

Ballot Papers			Quota	First Preference Votes	Elected / Excluded	Votes at Election / Exclusion	Count
Formal	Informal						
1001	12	1.2%	112				
WARD, Eddy				274	Elected 1	Quota	1
HAUSCHILD, Don				36	Elected 6	Quota	4
MILLARD, Bevan				84	Elected 4	Quota	2
HUMPHRIES, Glenys				57	Elected 7	Quota	8
EDWARDS, Allan J.				133	Elected 3	Quota	1
SCHUSTER, Errol				24	Excluded	41	8
SIVIOUR, Dean				60		78	
JACKSON, Judith				232	Elected 2	Quota	1
COOK, Greg				36	Elected 5	Quota	3
HERDE, Rod				65	Elected 8	Quota	9

## DISTRICT COUNCIL OF COOBER PEDY

### Mayoral

### 2 candidates contesting 1 vacancy

Ballot Papers			Quota	First Preference Votes	Elected / Excluded	Votes at Election / Exclusion	Count
Formal	Informal						
810	5	0.6%	406				
BAINES, Steve				494	Elected 1	Quota	1
MALLIOTIS, Eric				316			

### Councillor at Large

### 9 candidates contesting 8 vacancies

Ballot Papers			Quota	First Preference Votes	Elected / Excluded	Votes at Election / Exclusion	Count
Formal	Informal						
750	60	7.4%	84				
DOULGERIS, Tina				144	Elected 2	Quota	1
MAYLIN, Mike				107	Elected 4	Quota	1
QUARTERMAIN, Ian				62	Elected 5	Quota	3
BLOBEL, Harry				42	Elected 6	Quota	4
ATHANASIADIS, Paul				133	Elected 3	Quota	1
WARDLE, Roanna				24	Elected 8	Quota	8
WALKER, Robin Dean				34	Excluded	71	8
TEMPLE, Rose				46	Elected 7	Quota	8
RAPAIC, Boro				158	Elected 1	Quota	1

## COORONG DISTRICT COUNCIL

### Mallee Ward

### 9 candidates contesting 5 vacancies

Ballot Papers			Quota	First Preference Votes	Elected / Excluded	Votes at Election / Exclusion	Count
Formal	Informal						
998	17	1.7%	167				
MARSHALL, Ted				34		42	
FREAK, Ted				185	Elected 2	Quota	1
MOORE, Heather				169	Elected 3	Quota	1
DICKSON, Geraldine Margaret				132	Elected 5	Quota	17
WOIDT, Dianne				77		108	
MERSH, Bill				31	Excluded	34	9
WHIBLEY, Evonne				29	Excluded	32	5
JAENSCH, Neville Ross				148	Elected 4	Quota	9
PENTLAND, David				193	Elected 1	Quota	1

## DISTRICT COUNCIL OF THE COPPER COAST

### Kadina Ward

### 4 candidates contesting 3 vacancies

Ballot Papers			Quota	First Preference Votes	Elected / Excluded	Votes at Election / Exclusion	Count
Formal	Informal						
1378	14	1.0%	345				
RODDA, Dean Wayne				683	Elected 1	Quota	1
PAPPS, David				97		140	
TALBOT, Roslyn				292	Elected 3	Quota	2
MARCH, Paul				306	Elected 2	Quota	2

**Moonta Ward****4 candidates contesting 3 vacancies**

<i>Ballot Papers</i>		<i>Quota</i>	<i>First Preference</i>	<i>Elected / Excluded</i>	<i>Votes at Election / Exclusion</i>	<i>Count</i>
<i>Formal</i>	<i>Informal</i>					
<b>1454</b>	<b>9</b> 0.6%	<b>364</b>	<b>Votes</b>			
CRAYFORD, Chris			189		352	
TONKIN, Tommy			433	Elected 2	Quota	1
SCHMIDT, Bruce			656	Elected 1	Quota	1
DAVIS, Richard			176	Elected 3	Quota	3

**Wallaroo Ward****5 candidates contesting 3 vacancies**

<i>Ballot Papers</i>		<i>Quota</i>	<i>First Preference</i>	<i>Elected / Excluded</i>	<i>Votes at Election / Exclusion</i>	<i>Count</i>
<i>Formal</i>	<i>Informal</i>					
<b>1457</b>	<b>13</b> 0.9%	<b>365</b>	<b>Votes</b>			
HAMMOND, Jeff			366	Elected 2	Quota	1
MALE, Geoff			291	Elected 3	Quota	4
BRAND, Albert L.			186	Excluded	190	4
NIOTIS, Judith			386	Elected 1	Quota	1
DAVIES, Rod			228		292	

**DISTRICT COUNCIL OF ELLISTON****Councillor at Large****12 candidates contesting 8 vacancies**

<i>Ballot Papers</i>		<i>Quota</i>	<i>First Preference</i>	<i>Elected / Excluded</i>	<i>Votes at Election / Exclusion</i>	<i>Count</i>
<i>Formal</i>	<i>Informal</i>					
<b>734</b>	<b>15</b> 2.0%	<b>82</b>	<b>Votes</b>			
BURROWS, Karen Shirley			179	Elected 1	Quota	1
NEWTON, Ben			49	Elected 6	Quota	15
RIDGWAY, Richard			60	Elected 4	Quota	2
CLARK, Patrick			54	Elected 7	Quota	15
HABNER, David L.			25		63	
WANDEL, Michael			72	Elected 5	Quota	4
PAUL, Nick			107	Elected 3	Quota	1
LITTLE, Denise			14	Excluded	22	10
GLOVER, Valda			22	Elected 8	72	24
WOORE, Philip Charles			9	Excluded	14	6
McMAHON, Jim			111	Elected 2	Quota	1
EVANS, Andrea			32	Excluded	43	15

**DISTRICT COUNCIL OF FRANKLIN HARBOUR****Councillor at Large****10 candidates contesting 6 vacancies**

<i>Ballot Papers</i>		<i>Quota</i>	<i>First Preference</i>	<i>Elected / Excluded</i>	<i>Votes at Election / Exclusion</i>	<i>Count</i>
<i>Formal</i>	<i>Informal</i>					
<b>729</b>	<b>5</b> 0.7%	<b>105</b>	<b>Votes</b>			
KADEN, Tony			121	Elected 2	Quota	1
THOMPSON, Bryan W.			94	Elected 3	Quota	2
JACKSON, Gavin			52	Elected 6	Quota	24
McFARLANE, Rob			29	Excluded	45	15
UDY, Robert			60	Elected 5	Quota	15
SMITH, Kevin			22	Excluded	30	9
FRANKLIN, Sharran			20	Excluded	20	5
NORRIS, Bob			234	Elected 1	Quota	1
ELLEWAY, Eddie			53	Elected 4	Quota	9
WILDMAN, Alfred Frank			44		76	

**CORPORATION OF THE TOWN OF GAWLER****Mayoral****2 candidates contesting 1 vacancy**

<i>Ballot Papers</i>		<i>Quota</i>	<i>First Preference</i>	<i>Elected / Excluded</i>	<i>Votes at Election / Exclusion</i>	<i>Count</i>
<i>Formal</i>	<i>Informal</i>					
<b>5668</b>	<b>19</b> 0.3%	<b>2835</b>	<b>Votes</b>			
DAVIES, Sandy			2697			
PICCOLO, Tony			2971	Elected 1	Quota	1

**REGIONAL COUNCIL OF GOYDER****Hallett Ward****3 candidates contesting 2 vacancies**

<i>Ballot Papers</i>		<i>Quota</i>	<i>First Preference</i>	<i>Elected / Excluded</i>	<i>Votes at Election / Exclusion</i>	<i>Count</i>
<i>Formal</i>	<i>Informal</i>					
<b>335</b>	<b>2</b> 0.6%	<b>112</b>	<b>Votes</b>			
WILTSHIRE, Doug			91		94	
MATTEY, S. Peter			111	Elected 2	Quota	2
SULLIVAN, Laurie			133	Elected 1	Quota	1

**Burra Ward**

<i>Ballot Papers</i>		
<i>Formal</i>	<i>Informal</i>	
<b>901</b>	<b>18</b>	<b>2.0%</b>
REILLY, Peter		
BRADLEY, Bob		
STOCKMAN, Tim		
UNDERWOOD, Trevor		
WOODGATE, Colleen Y.		
QUINN, Jim		
GILL, Adrian (Gilly)		
WALLIS, Kevin (Wally)		
WRIGHT, Maureen		

**9 candidates contesting 5 vacancies**

<i>First Preference</i>			<i>Votes at</i>	
<i>Quota</i>	<i>Preference</i>	<i>Elected / Excluded</i>	<i>Election / Exclusion</i>	<i>Count</i>
<b>151</b>	<b>Votes</b>			
	207	Elected 1	Quota	1
	145	Elected 2	Quota	2
	73	Elected 5	132	28
	41	Excluded	45	4
	109	Elected 4	Quota	15
	62	Excluded	82	15
	132	Elected 3	Quota	4
	43	Excluded	55	8
	89		127	

**DISTRICT COUNCIL OF GRANT****Mayoral**

<i>Ballot Papers</i>		
<i>Formal</i>	<i>Informal</i>	
<b>2948</b>	<b>30</b>	<b>1.0%</b>
WOODLAND, John		
PEGLER, Don		

**2 candidates contesting 1 vacancy**

<i>First Preference</i>			<i>Votes at</i>	
<i>Quota</i>	<i>Preference</i>	<i>Elected / Excluded</i>	<i>Election / Exclusion</i>	<i>Count</i>
<b>1475</b>	<b>Votes</b>			
	760			
	2188	Elected 1	Quota	1

**Central Ward**

<i>Ballot Papers</i>		
<i>Formal</i>	<i>Informal</i>	
<b>2243</b>	<b>71</b>	<b>3.1%</b>
COLLINS, Brian		
SPEHR, Alan		
MORGAN, Jeanenne		
SAGE, Richard		
HAY, Albert		
JAMES, Brenton		
TAYLOR, Shane Robert		
BAIN, Bruce		
MEGAW, Tom		

**9 candidates contesting 7 vacancies**

<i>First Preference</i>			<i>Votes at</i>	
<i>Quota</i>	<i>Preference</i>	<i>Elected / Excluded</i>	<i>Election / Exclusion</i>	<i>Count</i>
<b>281</b>	<b>Votes</b>			
	408	Elected 2	Quota	1
	79		245	
	192	Elected 5	Quota	3
	302	Elected 3	Quota	1
	63	Excluded	136	8
	205	Elected 4	Quota	2
	116	Elected 7	Quota	10
	111	Elected 6	Quota	3
	767	Elected 1	Quota	1

**CITY OF HOLDFAST BAY****Mayoral**

<i>Ballot Papers</i>		
<i>Formal</i>	<i>Informal</i>	
<b>11078</b>	<b>17</b>	<b>0.2%</b>
ROLLOND, Ken		
NADILO, Brian		

**2 candidates contesting 1 vacancy**

<i>First Preference</i>			<i>Votes at</i>	
<i>Quota</i>	<i>Preference</i>	<i>Elected / Excluded</i>	<i>Election / Exclusion</i>	<i>Count</i>
<b>5540</b>	<b>Votes</b>			
	7423	Elected 1	Quota	1
	3655		3655	

**Glenelg Ward**

<i>Ballot Papers</i>		
<i>Formal</i>	<i>Informal</i>	
<b>2339</b>	<b>53</b>	<b>2.2%</b>
TILLEY, Suzy		
DIXON, Peter William		
WILSON, John Allan		
BONFIGLIO, Francesca		
BRINCAT, Ray		
MACASKILL, Pat		
DOLLING, Leon		

**7 candidates contesting 3 vacancies**

<i>First Preference</i>			<i>Votes at</i>	
<i>Quota</i>	<i>Preference</i>	<i>Elected / Excluded</i>	<i>Election / Exclusion</i>	<i>Count</i>
<b>585</b>	<b>Votes</b>			
	703	Elected 1	Quota	1
	513	Elected 2	Quota	9
	48	Excluded	61	3
	138	Excluded	169	5
	354		533	
	404	Elected 3	540	17
	179	Excluded	260	9

**Somerton Ward**

<i>Ballot Papers</i>		
<i>Formal</i>	<i>Informal</i>	
<b>2851</b>	<b>74</b>	<b>2.5%</b>
BOUCHÉE, Mikki		
ASTON, Don		
CRUTCHETT, Philip		
McCREERY, Graeme		
LUSH, Cheryl		

**5 candidates contesting 3 vacancies**

<i>First Preference</i>			<i>Votes at</i>	
<i>Quota</i>	<i>Preference</i>	<i>Elected / Excluded</i>	<i>Election / Exclusion</i>	<i>Count</i>
<b>713</b>	<b>Votes</b>			
	565	Elected 3	Quota	4
	300	Excluded	341	4
	801	Elected 2	Quota	1
	330		618	
	855	Elected 1	Quota	1

**Seacliff Ward**

<i>Ballot Papers</i>		
<i>Formal</i>	<i>Informal</i>	
<b>2682</b>	<b>38</b>	1.4%
EDWARDS, Rod		
RAMPLING, Paul		
DEAKIN, Jon		
HERSEY, Dean		
HOLT, Peter		

**5 candidates contesting 3 vacancies**

<i>Quota</i>	<i>First Preference</i>		<i>Votes at</i>	
	<i>Votes</i>	<i>Elected / Excluded</i>	<i>Election / Exclusion</i>	<i>Count</i>
<b>671</b>	1161	Elected 1	Quota	1
	277		591	
	546	Elected 2	Quota	2
	295	Excluded	360	4
	403	Elected 3	Quota	5

**KANGAROO ISLAND COUNCIL****Councillor at Large**

<i>Ballot Papers</i>		
<i>Formal</i>	<i>Informal</i>	
<b>2074</b>	<b>59</b>	2.8%
DAVIS, Rebecca Joy		
HOBBS, Mike		
PAGE, Phil		
BRAUER, Peter		
TURNER, Milton		
RICHARDS, Bill		
WICKHAM, Craig		
BATES, Jayne		
McDONALD, Scott		
BOXALL, Malcolm Robert		

**10 candidates contesting 9 vacancies**

<i>Quota</i>	<i>First Preference</i>		<i>Votes at</i>	
	<i>Votes</i>	<i>Elected / Excluded</i>	<i>Election / Exclusion</i>	<i>Count</i>
<b>208</b>	354	Elected 1	Quota	1
	183	Elected 6	Quota	2
	51		152	
	328	Elected 2	Quota	1
	190	Elected 7	Quota	2
	71	Elected 8	Quota	5
	271	Elected 3	Quota	1
	263	Elected 4	Quota	1
	103	Elected 9	Quota	6
	260	Elected 5	Quota	1

**DISTRICT COUNCIL OF KIMBA****Councillor at Large**

<i>Ballot Papers</i>		
<i>Formal</i>	<i>Informal</i>	
<b>706</b>	<b>2</b>	0.3%
HOFMANN, Gerry		
JOHNSON, Dean		
LEHMANN, Tony		
WOOLFORD, Geoff		
HASKETT, Carolyn		
SCHAEFER, John		
SCHMIDT, David		
MATHEWS, Bruce		
HAMLYN, Dianne Margaret		
FITZGERALD, Clem		

**10 candidates contesting 7 vacancies**

<i>Quota</i>	<i>First Preference</i>		<i>Votes at</i>	
	<i>Votes</i>	<i>Elected / Excluded</i>	<i>Election / Exclusion</i>	<i>Count</i>
<b>89</b>	29	Excluded	40	15
	84	Elected 3	Quota	2
	5	Excluded	6	8
	219	Elected 1	Quota	1
	49	Elected 6	Quota	3
	142	Elected 2	Quota	1
	20	Elected 7	74	27
	33		72	
	52	Elected 5	Quota	3
	73	Elected 4	Quota	2

**KINGSTON DISTRICT COUNCIL****Kingston Ward**

<i>Ballot Papers</i>		
<i>Formal</i>	<i>Informal</i>	
<b>559</b>	<b>9</b>	1.6%
GRIBBLE, Graham E.		
OLLEY, Alan		
TOWLE, Tom		
CASEY, Leonie		
PETERS, Gary		

**5 candidates contesting 4 vacancies**

<i>Quota</i>	<i>First Preference</i>		<i>Votes at</i>	
	<i>Votes</i>	<i>Elected / Excluded</i>	<i>Election / Exclusion</i>	<i>Count</i>
<b>112</b>	208	Elected 1	Quota	1
	130	Elected 3	Quota	1
	8		53	
	27	Elected 4	Quota	3
	186	Elected 2	Quota	1

**Watervalley Ward**

<i>Ballot Papers</i>		
<i>Formal</i>	<i>Informal</i>	
<b>261</b>	<b>3</b>	1.1%
ENGLAND, Chris		
McBRIDE, Keith		
DOWNS, Owen		

**3 candidates contesting 2 vacancies**

<i>Quota</i>	<i>First Preference</i>		<i>Votes at</i>	
	<i>Votes</i>	<i>Elected / Excluded</i>	<i>Election / Exclusion</i>	<i>Count</i>
<b>88</b>	91	Elected 1	Quota	1
	88	Elected 2	Quota	1
	82			

**DISTRICT COUNCIL OF LE HUNTE****Councillor at Large**

<i>Ballot Papers</i>		
<i>Formal</i>	<i>Informal</i>	
<b>705</b>	<b>7</b>	1.0%
RIGDEN, Shane		
LUSCOMBE, Ned		
SCHOLZ, Neville		
DuBOIS, Gregory Charles William		
BRANFORD, Barb		
SCHOLZ, Eleanor		
EDMONDS, Graeme		
SCHOLZ, Tim		

**8 candidates contesting 7 vacancies**

<i>Quota</i>	<i>First Preference</i>		<i>Votes at</i>	
	<i>Votes</i>	<i>Elected / Excluded</i>	<i>Election / Exclusion</i>	<i>Count</i>
<b>89</b>	25		37	
	189	Elected 1	Quota	1
	105	Elected 3	Quota	1
	61	Elected 4	Quota	2
	84	Elected 5	Quota	2
	49	Elected 7	Quota	4
	132	Elected 2	Quota	1
	60	Elected 6	Quota	3

## LIGHT REGIONAL COUNCIL

### Mayoral

2 candidates contesting 1 vacancy

Ballot Papers			Quota	First	Elected / Excluded	Votes at Election / Exclusion	Count
Formal	Informal	Preference					
2602	13 0.5%	1302	Votes				
SHANAHAN, Des			1888	Elected 1	Quota	1	
TUCKWELL, Ron			714				

## DISTRICT COUNCIL OF LOWER EYRE PENINSULA

### Councillor at Large

9 candidates contesting 7 vacancies

Ballot Papers			Quota	First	Elected / Excluded	Votes at Election / Exclusion	Count
Formal	Informal	Preference					
1698	33 1.9%	213	Votes				
PEDLER, Paul			328	Elected 2	Quota	1	
JOHNSON, Frank			54	Excluded	115	8	
BOBRIGE, Gaile			100	Elected 6	Quota	5	
TRELOAR, Brian			465	Elected 1	Quota	1	
THYER, Peter			49		171		
HILL, Max			90	Elected 7	Quota	12	
HOLMAN, Wendy			236	Elected 3	Quota	1	
MURRAY, Leon			179	Elected 5	Quota	3	
LOW, Julie			197	Elected 4	Quota	2	

## DISTRICT COUNCIL OF LOXTON WAIKERIE

### Mayoral

2 candidates contesting 1 vacancy

Ballot Papers			Quota	First	Elected / Excluded	Votes at Election / Exclusion	Count
Formal	Informal	Preference					
4693	10 0.2%	2347	Votes				
CASS, Jan			2143				
MAYWALD, Dean			2550	Elected 1	Quota	1	

### Councillor at Large

18 candidates contesting 12 vacancies

Ballot Papers			Quota	First	Elected / Excluded	Votes at Election / Exclusion	Count
Formal	Informal	Preference					
4361	294 6.3%	336	Votes				
GILLET, Dennis			210	Elected 12	Quota	95	
DUVNJAK HOLDERNESSE, Sara			112	Excluded	208	58	
ROGERS, Barry			108	Elected 10	Quota	59	
SIMES, Frances			472	Elected 3	Quota	1	
QUINTON, Elizabeth			133	Excluded	189	36	
WARD, Mark L.			205	Elected 9	Quota	38	
KIMBER, Ben			180	Elected 11	Quota	94	
CLARK, George			307	Elected 4	Quota	2	
HARTWIG, Merv			169	Elected 5	Quota	2	
COPELAND, Ross			837	Elected 1	Quota	1	
WOOSNAM, Michael			106	Excluded	126	13	
PETCH, John			205	Elected 8	Quota	36	
HASLAM, Bert			310	Elected 6	Quota	3	
VIKOR, Joe			90	Excluded	298	94	
HAWKINS, Peter			106	Excluded	145	21	
FLAVEL, Jody			243	Elected 7	Quota	9	
EDWARDS, Peter Ray			28	Excluded	58	7	
STASINOWSKY, Leon			540	Elected 2	Quota	1	

## DISTRICT COUNCIL OF MALLALA

### Mallala Ward

4 candidates contesting 2 vacancies

Ballot Papers			Quota	First	Elected / Excluded	Votes at Election / Exclusion	Count
Formal	Informal	Preference					
458	4 0.9%	153	Votes				
STRUDWICKE, Marcus			186	Elected 1	Quota	1	
PARSONS, David			31		34		
CHARLESON, Keith			136	Elected 2	Quota	2	
LANGRIDGE, Tiffany			105		114		

**Lewiston Ward****6 candidates contesting 4 vacancies**

<i>Ballot Papers</i>			<i>First Preference</i>				
<i>Formal</i>	<i>Informal</i>		<i>Quota</i>	<i>Preference</i>	<i>Elected / Excluded</i>	<i>Votes at</i>	
<b>522</b>	<b>11</b>	<b>2.1%</b>	<b>105</b>	<i>Votes</i>		<i>Election / Exclusion</i>	<i>Count</i>
GOULTER, Gerry				86	Elected 3	Quota	3
FABRICI, Rudi				159	Elected 1	Quota	1
GODFREY, Dean				32	Excluded	49	3
PICARD, Michael Anthony				86	Elected 4	Quota	4
STOJANOVSKI, Rose				67		77	
SUMMERTON, B.J. (Tom)				92	Elected 2	Quota	2

**CITY OF MARION****East Ward****5 candidates contesting 3 vacancies**

<i>Ballot Papers</i>			<i>First Preference</i>				
<i>Formal</i>	<i>Informal</i>		<i>Quota</i>	<i>Preference</i>	<i>Elected / Excluded</i>	<i>Votes at</i>	
<b>3634</b>	<b>72</b>	<b>1.9%</b>	<b>909</b>	<i>Votes</i>		<i>Election / Exclusion</i>	<i>Count</i>
TILBROOK, Chris				791	Elected 3	Quota	2
WATTS, Graham K.				1399	Elected 1	Quota	1
VELISKOU, Vicky				993	Elected 2	Quota	1
ALDAHN, Valerie				182		306	
ROCHA, Sandra				269		319	

**West Ward****7 candidates contesting 3 vacancies**

<i>Ballot Papers</i>			<i>First Preference</i>				
<i>Formal</i>	<i>Informal</i>		<i>Quota</i>	<i>Preference</i>	<i>Elected / Excluded</i>	<i>Votes at</i>	
<b>3939</b>	<b>39</b>	<b>1.0%</b>	<b>985</b>	<i>Votes</i>		<i>Election / Exclusion</i>	<i>Count</i>
HULL, Bruce				1635	Elected 1	Quota	1
BROWN, Vincent Neil				610	Elected 3	Quota	16
PEIKERT, James				218	Excluded	425	5
KIRKPATRICK, Phillip				150	Excluded	179	3
WOOLLEY, Ray				555	Excluded	698	9
SCHMIDT, Rolf				209	Excluded	952	16
WHENNAN, Irene				562	Elected 2	Quota	16

**Central Ward****10 candidates contesting 3 vacancies**

<i>Ballot Papers</i>			<i>First Preference</i>				
<i>Formal</i>	<i>Informal</i>		<i>Quota</i>	<i>Preference</i>	<i>Elected / Excluded</i>	<i>Votes at</i>	
<b>3869</b>	<b>43</b>	<b>1.1%</b>	<b>968</b>	<i>Votes</i>		<i>Election / Exclusion</i>	<i>Count</i>
TELFER, Raelene				1101	Elected 1	Quota	1
BOUWENS, Carol				700	Elected 2	Quota	42
VERRALL, Frank				380		752	
HALL, Beryl				321	Excluded	439	26
SENIOR, Clem				426	Excluded	528	42
STAKER, Clarke				126	Excluded	128	3
COLE, Andrew				319	Elected 3	773	65
COMPTON, Sarah				166	Excluded	190	5
SULLIVAN, Tony				157	Excluded	209	9
GLOVER, Pauline				173	Excluded	253	16

**South Ward****5 candidates contesting 3 vacancies**

<i>Ballot Papers</i>			<i>First Preference</i>				
<i>Formal</i>	<i>Informal</i>		<i>Quota</i>	<i>Preference</i>	<i>Elected / Excluded</i>	<i>Votes at</i>	
<b>2944</b>	<b>42</b>	<b>1.4%</b>	<b>737</b>	<i>Votes</i>		<i>Election / Exclusion</i>	<i>Count</i>
CONNOR, Cheryl				1471	Elected 1	Quota	1
WOLF, Roger				385		695	
MOORMAN, Keith				361	Elected 2	Quota	3
DURWARD, Rob				420	Elected 3	Quota	4
BORST, Rene				307	Excluded	417	3

**MID MURRAY COUNCIL****Randell Ward****5 candidates contesting 3 vacancies**

<i>Ballot Papers</i>			<i>First Preference</i>				
<i>Formal</i>	<i>Informal</i>		<i>Quota</i>	<i>Preference</i>	<i>Elected / Excluded</i>	<i>Votes at</i>	
<b>1175</b>	<b>5</b>	<b>0.4%</b>	<b>294</b>	<i>Votes</i>		<i>Election / Exclusion</i>	<i>Count</i>
MEAD, Rosalie				222		270	
TAYLOR, Brian				250	Elected 3	Quota	5
BOTTROFF, Michele				122	Excluded	125	3
SMITH, Peter R.				326	Elected 1	Quota	1
ROWE, Christine				255	Elected 2	Quota	3

**River South Ward**

<i>Ballot Papers</i>		
<i>Formal</i>	<i>Informal</i>	
<b>677</b>	<b>11</b>	<b>1.6%</b>
KLUGE, Mike		
BURGESS, Dave		
BOND, Ian M.		

**3 candidates contesting 2 vacancies**

<i>Quota</i>	<i>First Preference</i>		<i>Elected / Excluded</i>	<i>Votes at</i>		<i>Count</i>
	<i>Votes</i>			<i>Election / Exclusion</i>		
<b>226</b>						
	214		Elected 2	Quota		2
	246		Elected 1	Quota		1
	217			223		

**Sturt Ward**

<i>Ballot Papers</i>		
<i>Formal</i>	<i>Informal</i>	
<b>634</b>	<b>15</b>	<b>2.3%</b>
ROSENZWEIG, W. Kevin		
LILLECRAPP, Roger M.		
ROTHER, Allan John		

**3 candidates contesting 2 vacancies**

<i>Quota</i>	<i>First Preference</i>		<i>Elected / Excluded</i>	<i>Votes at</i>		<i>Count</i>
	<i>Votes</i>			<i>Election / Exclusion</i>		
<b>212</b>						
	158			197		
	285		Elected 1	Quota		1
	191		Elected 2	Quota		2

**River North Ward**

<i>Ballot Papers</i>		
<i>Formal</i>	<i>Informal</i>	
<b>1232</b>	<b>10</b>	<b>0.8%</b>
LINDNER, John T.		
SAYERS, Ken		
KNIPE, Heather		
KATSOURA, Tracey		
NICKOLLS, Allen		

**5 candidates contesting 3 vacancies**

<i>Quota</i>	<i>First Preference</i>		<i>Elected / Excluded</i>	<i>Votes at</i>		<i>Count</i>
	<i>Votes</i>			<i>Election / Exclusion</i>		
<b>309</b>						
	350		Elected 1	Quota		1
	109		Excluded	118		4
	307		Elected 2	Quota		2
	205			276		
	261		Elected 3	Quota		4

**CITY OF MITCHAM****Boorman Ward**

<i>Ballot Papers</i>		
<i>Formal</i>	<i>Informal</i>	
<b>2465</b>	<b>26</b>	<b>1.0%</b>
HART, Cathryn Ann		
FISHER, Leigh		
ALLEN, George		
ROWE, David		
PICTON, Michael		

**5 candidates contesting 2 vacancies**

<i>Quota</i>	<i>First Preference</i>		<i>Elected / Excluded</i>	<i>Votes at</i>		<i>Count</i>
	<i>Votes</i>			<i>Election / Exclusion</i>		
<b>822</b>						
	816		Elected 1	Quota		2
	373		Excluded	401		4
	146		Excluded	146		2
	538			740		
	592		Elected 2	796		6

**Gault Ward**

<i>Ballot Papers</i>		
<i>Formal</i>	<i>Informal</i>	
<b>2080</b>	<b>21</b>	<b>1.0%</b>
FISHER, Stephen		
ADCOCK, Chris		
SINCLAIR, Ann		
HUDSON, Grant		

**4 candidates contesting 2 vacancies**

<i>Quota</i>	<i>First Preference</i>		<i>Elected / Excluded</i>	<i>Votes at</i>		<i>Count</i>
	<i>Votes</i>			<i>Election / Exclusion</i>		
<b>694</b>						
	798		Elected 1	Quota		1
	444			570		
	216		Excluded	232		3
	622		Elected 2	Quota		3

**The Park Ward**

<i>Ballot Papers</i>		
<i>Formal</i>	<i>Informal</i>	
<b>2325</b>	<b>29</b>	<b>1.2%</b>
WARD, Mark		
MARSHALL, Bob		
CHAPPELL, Brenton		
GRIGG, Josie		
CAMPBELL, Colin		

**5 candidates contesting 2 vacancies**

<i>Quota</i>	<i>First Preference</i>		<i>Elected / Excluded</i>	<i>Votes at</i>		<i>Count</i>
	<i>Votes</i>			<i>Election / Exclusion</i>		
<b>776</b>						
	253		Excluded	282		5
	839		Elected 1	Quota		1
	126		Excluded	131		3
	507			698		
	600		Elected 2	772		8

**DISTRICT COUNCIL OF MOUNT BARKER****Mayoral**

<i>Ballot Papers</i>		
<i>Formal</i>	<i>Informal</i>	
<b>4944</b>	<b>18</b>	<b>0.4%</b>
WALES, Tony		
BAMPTON, Andrew		
McCARTY, Douglas		
IRVINE, Roger		

**4 candidates contesting 1 vacancy**

<i>Quota</i>	<i>First Preference</i>		<i>Elected / Excluded</i>	<i>Votes at</i>		<i>Count</i>
	<i>Votes</i>			<i>Election / Exclusion</i>		
<b>2473</b>						
	1463		Elected 1	2120		4
	1206		Excluded	1404		3
	987		Excluded	987		2
	1288			1743		

**North Ward****6 candidates contesting 4 vacancies**

<i>Ballot Papers</i>			<i>First</i>				
<i>Formal</i>	<i>Informal</i>		<i>Quota</i>	<i>Preference</i>	<i>Elected / Excluded</i>	<i>Votes at</i>	
<b>1917</b>	<b>66</b>	<b>3.3%</b>	<b>384</b>	<b>Votes</b>		<i>Election / Exclusion</i>	<i>Count</i>
TSIGROS, Nick				560	Elected 1	Quota	1
STOKES, Lyn				217	Elected 4	Quota	5
CHESTER, Peter				230		309	
BRAZHER-DeLAINE, Kathy				199	Excluded	248	4
HAINES, David				386	Elected 2	Quota	1
ALLEN, Jeannette				325	Elected 3	Quota	4

**Central Ward****7 candidates contesting 4 vacancies**

<i>Ballot Papers</i>			<i>First</i>				
<i>Formal</i>	<i>Informal</i>		<i>Quota</i>	<i>Preference</i>	<i>Elected / Excluded</i>	<i>Votes at</i>	
<b>2029</b>	<b>43</b>	<b>2.1%</b>	<b>406</b>	<b>Votes</b>		<i>Election / Exclusion</i>	<i>Count</i>
ZANKER, Joan				568	Elected 1	Quota	1
ROBINS, Peter				229		371	
BAILS, Michael				326	Elected 3	Quota	7
LINDSAY, Tex				208	Excluded	251	7
HAMILTON, Susan				234	Elected 4	Quota	13
WALKER, Donald				86	Excluded	93	4
GAMBLE, Bruce				378	Elected 2	Quota	2

**South Ward****3 candidates contesting 2 vacancies**

<i>Ballot Papers</i>			<i>First</i>				
<i>Formal</i>	<i>Informal</i>		<i>Quota</i>	<i>Preference</i>	<i>Elected / Excluded</i>	<i>Votes at</i>	
<b>942</b>	<b>29</b>	<b>3.0%</b>	<b>315</b>	<b>Votes</b>		<i>Election / Exclusion</i>	<i>Count</i>
WADHAM, Ben				153			
ROTHER, Allen				316	Elected 2	Quota	1
WRIGHT, Ned				473	Elected 1	Quota	1

**CITY OF MOUNT GAMBIER****Mayoral****2 candidates contesting 1 vacancy**

<i>Ballot Papers</i>			<i>First</i>				
<i>Formal</i>	<i>Informal</i>		<i>Quota</i>	<i>Preference</i>	<i>Elected / Excluded</i>	<i>Votes at</i>	
<b>8467</b>	<b>39</b>	<b>0.5%</b>	<b>4234</b>	<b>Votes</b>		<i>Election / Exclusion</i>	<i>Count</i>
PERRYMAN, Steve				7372	Elected 1	Quota	1
WHITEHEAD, Peter				1095			

**East Ward****8 candidates contesting 5 vacancies**

<i>Ballot Papers</i>			<i>First</i>				
<i>Formal</i>	<i>Informal</i>		<i>Quota</i>	<i>Preference</i>	<i>Elected / Excluded</i>	<i>Votes at</i>	
<b>4217</b>	<b>92</b>	<b>2.1%</b>	<b>703</b>	<b>Votes</b>		<i>Election / Exclusion</i>	<i>Count</i>
WHITE, Mervyn				841	Elected 2	Quota	1
COONAN, Hayden				174	Excluded	302	11
WELLS, Peter				277		616	
KYRIMIS, John				542	Elected 4	Quota	2
PASIN, Tony				1105	Elected 1	Quota	1
GORBACK, Pat				150	Excluded	204	6
FREEMAN, Mel				294	Elected 5	Quota	13
PERSELLO, Jan				834	Elected 3	Quota	1

**West Ward****7 candidates contesting 5 vacancies**

<i>Ballot Papers</i>			<i>First</i>				
<i>Formal</i>	<i>Informal</i>		<i>Quota</i>	<i>Preference</i>	<i>Elected / Excluded</i>	<i>Votes at</i>	
<b>4060</b>	<b>89</b>	<b>2.1%</b>	<b>677</b>	<b>Votes</b>		<i>Election / Exclusion</i>	<i>Count</i>
PEARSON, Hugh				740	Elected 2	Quota	1
TESKE, Paul				374	Excluded	448	5
CLARK, Peter				688	Elected 3	Quota	1
LANE, Pat				420	Elected 5	Quota	6
JORDAN, Ted				823	Elected 1	Quota	1
RICHARDSON, Greg				426		592	
HARFIELD, Byron				589	Elected 4	Quota	5

**DISTRICT COUNCIL OF MOUNT REMARKABLE****Ranges Ward****5 candidates contesting 2 vacancies**

<i>Ballot Papers</i>			<i>First</i>				
<i>Formal</i>	<i>Informal</i>		<i>Quota</i>	<i>Preference</i>	<i>Elected / Excluded</i>	<i>Votes at</i>	
<b>557</b>	<b>3</b>	<b>0.5%</b>	<b>186</b>	<b>Votes</b>		<i>Election / Exclusion</i>	<i>Count</i>
FRICK, Kelvin				112		169	
PEARCE, Mike				112	Elected 2	176	6
STOREY, Marie				176	Elected 1	Quota	2
BLIESCHKE, Peter				69	Excluded	69	2
FREER, Shirley				88	Excluded	97	4



**Plains Ward****4 candidates contesting 2 vacancies**

<i>Ballot Papers</i>			<i>Quota</i>	<i>First Preference</i>		<i>Votes at</i>		<i>Count</i>
<i>Formal</i>	<i>Informal</i>	<i>Informal</i>		<i>Votes</i>	<i>Elected / Excluded</i>	<i>Election / Exclusion</i>		
<b>500</b>	<b>3</b>	<b>0.6%</b>	<b>167</b>					
FISHER, Lyall				76	Excluded	99		3
HITCH, Trevor				76	Elected 2	Quota		4
ROOCKE, Trevor				261	Elected 1	Quota		1
VOGELSANG, Neil				87		143		

**Forest Ward****2 candidates contesting 1 vacancy**

<i>Ballot Papers</i>			<i>Quota</i>	<i>First Preference</i>		<i>Votes at</i>		<i>Count</i>
<i>Formal</i>	<i>Informal</i>	<i>Informal</i>		<i>Votes</i>	<i>Elected / Excluded</i>	<i>Election / Exclusion</i>		
<b>269</b>	<b>0</b>	<b>0.0%</b>	<b>135</b>					
KIRKHOPE-BURGE, Lynne				163	Elected 1	Quota		1
CAMERON, Alister				106				

**THE RURAL CITY OF MURRAY BRIDGE****Mobilong Ward****4 candidates contesting 3 vacancies**

<i>Ballot Papers</i>			<i>Quota</i>	<i>First Preference</i>		<i>Votes at</i>		<i>Count</i>
<i>Formal</i>	<i>Informal</i>	<i>Informal</i>		<i>Votes</i>	<i>Elected / Excluded</i>	<i>Election / Exclusion</i>		
<b>1703</b>	<b>15</b>	<b>0.9%</b>	<b>426</b>					
SCHUBERT, Clem				478	Elected 3	Quota		1
WEINMANN, Theo				485	Elected 2	Quota		1
LEYLAND, Kath				234				
COVENTRY, Ken				506	Elected 1	Quota		1

**Brinkley Ward****6 candidates contesting 3 vacancies**

<i>Ballot Papers</i>			<i>Quota</i>	<i>First Preference</i>		<i>Votes at</i>		<i>Count</i>
<i>Formal</i>	<i>Informal</i>	<i>Informal</i>		<i>Votes</i>	<i>Elected / Excluded</i>	<i>Election / Exclusion</i>		
<b>1696</b>	<b>20</b>	<b>1.2%</b>	<b>425</b>					
ENGLAND, Bob				429	Elected 1	Quota		1
FABBIAN, Lui				304		316		
LAUBSCH, Barry Douglas				410	Elected 2	Quota		3
STEINBORNER, Keith				56	Excluded	56		3
CHEESEMAN, Wayne				87		100		
PEARSON, Bruce				410	Elected 3	Quota		3

**Monarto Ward****5 candidates contesting 3 vacancies**

<i>Ballot Papers</i>			<i>Quota</i>	<i>First Preference</i>		<i>Votes at</i>		<i>Count</i>
<i>Formal</i>	<i>Informal</i>	<i>Informal</i>		<i>Votes</i>	<i>Elected / Excluded</i>	<i>Election / Exclusion</i>		
<b>1487</b>	<b>17</b>	<b>1.1%</b>	<b>372</b>					
SANDERS, F.				249		365		
SIMMONS, Keith				243	Elected 3	367		5
BRISBANE, Cleve				121	Excluded	155		3
WEINERT, Milton				595	Elected 1	Quota		1
NUTT, Phil				279	Elected 2	Quota		3

**NARACOORTE LUCINDALE COUNCIL****Mayoral****2 candidates contesting 1 vacancy**

<i>Ballot Papers</i>			<i>Quota</i>	<i>First Preference</i>		<i>Votes at</i>		<i>Count</i>
<i>Formal</i>	<i>Informal</i>	<i>Informal</i>		<i>Votes</i>	<i>Elected / Excluded</i>	<i>Election / Exclusion</i>		
<b>3493</b>	<b>11</b>	<b>0.3%</b>	<b>1747</b>					
BOURNE, Richard Newman				2134	Elected 1	Quota		1
VINCENT, Noel				1359				

**Councillor at Large****12 candidates contesting 10 vacancies**

<i>Ballot Papers</i>			<i>Quota</i>	<i>First Preference</i>		<i>Votes at</i>		<i>Count</i>
<i>Formal</i>	<i>Informal</i>	<i>Informal</i>		<i>Votes</i>	<i>Elected / Excluded</i>	<i>Election / Exclusion</i>		
<b>3397</b>	<b>113</b>	<b>3.2%</b>	<b>309</b>					
WISBEY, Jenny				395	Elected 4	Quota		1
CUMMINGS, Pat				40	Excluded	140		11
JAMES, D.W. (Jim)				225	Elected 7	Quota		2
COBBLEDICK, Bill				782	Elected 1	Quota		1
RAYNER, Trevor Gordon				359	Elected 6	Quota		1
TRIVERS, Liz				184	Elected 8	Quota		2
SCHULTZ, Helen				48	Elected 9	Quota		9
DAVIES, Joe				78	Elected 10	298		20
McGORM, Jack				56		288		
HOOD, David				368	Elected 5	Quota		1
JARED, Ashley				454	Elected 2	Quota		1
VICKERY, Erika				408	Elected 3	Quota		1

## NORTHERN AREAS COUNCIL

### Spalding Ward

Ballot Papers			2 candidates contesting 1 vacancy				
Formal	Informal		Quota	First Preference	Elected / Excluded	Votes at Election / Exclusion	Count
267	0	0.0%	134	Votes		Quota	1
				186	Elected 1		
				81			
SCOTT, Geoff							
PLUCKROSE, Keith							

### Rocky River Ward

Ballot Papers			4 candidates contesting 3 vacancies				
Formal	Informal		Quota	First Preference	Elected / Excluded	Votes at Election / Exclusion	Count
699	4	0.6%	175	Votes		Quota	1
				273	Elected 1	Quota	1
				227	Elected 2	Quota	1
				110	Elected 3	Quota	2
				89		108	
McPHERSON, Donald F.							
WOOLFORD, Allan							
WALDEN, Jim							
WHEATLEY, Dennis							

## CITY OF NORWOOD, PAYNEHAM AND ST PETERS

### Mayoral

Ballot Papers			3 candidates contesting 1 vacancy				
Formal	Informal		Quota	First Preference	Elected / Excluded	Votes at Election / Exclusion	Count
9635	34	0.4%	4818	Votes		Quota	2
				4696	Elected 1	Quota	2
				2085	Excluded	2085	2
				2854		3415	
FIORAVANTI, Laurie							
DUKE, Kevin							
GOERS, Peter							

### East Adelaide/Kent Town Ward

Ballot Papers			4 candidates contesting 2 vacancies				
Formal	Informal		Quota	First Preference	Elected / Excluded	Votes at Election / Exclusion	Count
1378	28	2.0%	460	Votes		Quota	1
				370		439	
				412	Elected 2	446	4
				111	Excluded	116	3
				485	Elected 1	Quota	1
RAVALICO, Ray							
PASALIDIS, Isaac							
MESTROS, Voula							
BALAN, Elizabeth							

### Stepney/Maylands Ward

Ballot Papers			5 candidates contesting 2 vacancies				
Formal	Informal		Quota	First Preference	Elected / Excluded	Votes at Election / Exclusion	Count
1201	26	2.1%	401	Votes		Quota	2
				232		346	
				102	Excluded	102	2
				293	Elected 2	392	6
				178	Excluded	213	4
				396	Elected 1	Quota	2
LILLECRAPP, Neil							
TARZIA, Tony							
MOORE, Evonne							
SHORNE, Dorothy Anne							
MARCUCCHETTI, Lucy							

### Torrens Ward

Ballot Papers			7 candidates contesting 3 vacancies				
Formal	Informal		Quota	First Preference	Elected / Excluded	Votes at Election / Exclusion	Count
1977	45	2.2%	495	Votes		Quota	1
				613	Elected 1	Quota	1
				441	Elected 3	Quota	5
				59	Excluded	64	3
				225		273	
				90	Excluded	107	5
				112		175	
				437	Elected 2	Quota	5
BRIA, Robert							
MINNEY, John							
ANDREWS, Darren							
MEX, Christel							
GRAMAZIO, Gus							
ELISEO, Adele							
RECH, Giuliano							

### Payneham Ward

Ballot Papers			3 candidates contesting 2 vacancies				
Formal	Informal		Quota	First Preference	Elected / Excluded	Votes at Election / Exclusion	Count
1239	80	6.1%	414	Votes		Quota	2
				393	Elected 2	Quota	2
				330		366	
				516	Elected 1	Quota	1
DOTTORE, Carlo							
SCALZI, Jack							
WINDERLICH, David							

**Trinity Ward**

<i>Ballot Papers</i>		
<i>Formal</i>	<i>Informal</i>	
<b>1379</b>	<b>32</b>	2.3%
GALLERY, Sam		
GRANOZIO, Connie		
MANSER, Lance		
DOTTORE, Gino		

**4 candidates contesting 2 vacancies**

<i>Quota</i>	<i>First Preference</i>		<i>Votes at</i>	
<b>460</b>	<i>Votes</i>	<i>Elected / Excluded</i>	<i>Election / Exclusion</i>	<i>Count</i>
	204		246	
	649	Elected 1	Quota	1
	420	Elected 2	Quota	2
	106		147	

**West Norwood Ward**

<i>Ballot Papers</i>		
<i>Formal</i>	<i>Informal</i>	
<b>1014</b>	<b>47</b>	4.4%
WORMALD, Paul		
WHITINGTON, Sue		
SCALZI, Marco		

**3 candidates contesting 2 vacancies**

<i>Quota</i>	<i>First Preference</i>		<i>Votes at</i>	
<b>339</b>	<i>Votes</i>	<i>Elected / Excluded</i>	<i>Election / Exclusion</i>	<i>Count</i>
	499	Elected 1	Quota	1
	384	Elected 2	Quota	1
	131			

**Kensington Ward**

<i>Ballot Papers</i>		
<i>Formal</i>	<i>Informal</i>	
<b>1289</b>	<b>20</b>	1.5%
STOCK, Mike		
DE FAZIO, Reno		
KLEANTHI, Effy		
PIERSON, Christine		

**4 candidates contesting 2 vacancies**

<i>Quota</i>	<i>First Preference</i>		<i>Votes at</i>	
<b>430</b>	<i>Votes</i>	<i>Elected / Excluded</i>	<i>Election / Exclusion</i>	<i>Count</i>
	308	Elected 2	Quota	3
	356		413	
	324	Elected 1	Quota	2
	301	Excluded	301	2

**CITY OF ONKAPARINGA****Mayoral**

<i>Ballot Papers</i>		
<i>Formal</i>	<i>Informal</i>	
<b>25135</b>	<b>88</b>	0.3%
GILBERT, Ray		
ROSENBERG, Lorraine Florence		

**2 candidates contesting 1 vacancy**

<i>Quota</i>	<i>First Preference</i>		<i>Votes at</i>	
<b>12568</b>	<i>Votes</i>	<i>Elected / Excluded</i>	<i>Election / Exclusion</i>	<i>Count</i>
	12800	Elected 1	Quota	1
	12335			

**Wine Coast Ward**

<i>Ballot Papers</i>		
<i>Formal</i>	<i>Informal</i>	
<b>5856</b>	<b>177</b>	2.9%
PEAT, Richard		
ACKERS, John		
OSLAND, Vicki		
MOSS, Fred		
TAYLOR, Jane		
SUMMERS, Carol		
BENNETT, Aine		
FLAHERTY, Tim		

**8 candidates contesting 4 vacancies**

<i>Quota</i>	<i>First Preference</i>		<i>Votes at</i>	
<b>1172</b>	<i>Votes</i>	<i>Elected / Excluded</i>	<i>Election / Exclusion</i>	<i>Count</i>
	2195	Elected 1	Quota	1
	384	Excluded	609	10
	615	Elected 4	1144	19
	262	Excluded	333	3
	827	Elected 2	Quota	5
	553		1088	
	335	Excluded	397	5
	685	Elected 3	Quota	10

**Mid South Coast Ward**

<i>Ballot Papers</i>		
<i>Formal</i>	<i>Informal</i>	
<b>5382</b>	<b>179</b>	3.2%
PRATT, Graham		
JAMIESON, William (Bill)		
FERGUSON, Arthur (Artie)		
ALLEN, Brian		
PRIDHAM, Paul		
ROWLAND, Bill		

**6 candidates contesting 4 vacancies**

<i>Quota</i>	<i>First Preference</i>		<i>Votes at</i>	
<b>1077</b>	<i>Votes</i>	<i>Elected / Excluded</i>	<i>Election / Exclusion</i>	<i>Count</i>
	1079	Elected 2	Quota	1
	1427	Elected 1	Quota	1
	933	Elected 4	Quota	5
	635		891	
	298	Excluded	344	5
	1010	Elected 3	Quota	2

**Knox Ward**

<i>Ballot Papers</i>		
<i>Formal</i>	<i>Informal</i>	
<b>4580</b>	<b>118</b>	2.5%
VAN BRUSSEL, Leon		
OAKES, Alan		
BROWN, Rod		
AMEZDROZ, Alan		
GREAVES, Heidi		
ERWIN, Doreen		

**6 candidates contesting 4 vacancies**

<i>Quota</i>	<i>First Preference</i>		<i>Votes at</i>	
<b>917</b>	<i>Votes</i>	<i>Elected / Excluded</i>	<i>Election / Exclusion</i>	<i>Count</i>
	286		327	
	1115	Elected 1	Quota	1
	798	Elected 4	Quota	3
	372		488	
	972	Elected 3	Quota	1
	1037	Elected 2	Quota	1

**Pimpala Ward****7 candidates contesting 4 vacancies**

<i>Ballot Papers</i>			<i>First Preference</i>				
<i>Formal</i>	<i>Informal</i>		<i>Quota</i>	<i>Preference</i>	<i>Elected / Excluded</i>	<i>Votes at</i>	
4139	120	2.8%	828	<i>Votes</i>		<i>Election / Exclusion</i>	<i>Count</i>
ZORZI, Ferruccio				388	Excluded	443	6
DORMAND, Charles				541	Elected 4	816	10
COOMANS, Bill				508		768	
NASH, Sharon				791	Elected 3	Quota	3
WHELLUM, Ray				189	Excluded	194	3
BROWN, Sandra				915	Elected 1	Quota	1
SCHULZE, Peter				807	Elected 2	Quota	2

**Thalassa Ward****5 candidates contesting 4 vacancies**

<i>Ballot Papers</i>			<i>First Preference</i>				
<i>Formal</i>	<i>Informal</i>		<i>Quota</i>	<i>Preference</i>	<i>Elected / Excluded</i>	<i>Votes at</i>	
4558	107	2.3%	912	<i>Votes</i>		<i>Election / Exclusion</i>	<i>Count</i>
MACEY, Rod				733	Elected 3	Quota	2
COOK, Susanne (nee Chandler)				524	Elected 4	Quota	4
FLETCHER, Trevor				1580	Elected 1	Quota	1
CLARK, Dave				574		840	
PARSLOW, Darryl				1147	Elected 2	Quota	1

**DISTRICT COUNCIL OF PETERBOROUGH****Councillor at Large****9 candidates contesting 8 vacancies**

<i>Ballot Papers</i>			<i>First Preference</i>				
<i>Formal</i>	<i>Informal</i>		<i>Quota</i>	<i>Preference</i>	<i>Elected / Excluded</i>	<i>Votes at</i>	
818	16	1.9%	91	<i>Votes</i>		<i>Election / Exclusion</i>	<i>Count</i>
SANDBLAND, John				379	Elected 1	Quota	1
HARDBOTTLE, Frank				31	Elected 6	Quota	4
CHAPMAN, Norm				60	Elected 3	Quota	2
CLAPP, Leon				54	Elected 4	Quota	2
BERRYMAN, Tony				41	Elected 8	Quota	8
PELTON, John				61	Elected 5	Quota	2
WOODMAN, Chris				116	Elected 2	Quota	1
SOLTYSIK, Bev				27		75	
MILLS, Shane				49	Elected 7	Quota	5

**CITY OF PLAYFORD****Mayoral****4 candidates contesting 1 vacancy**

<i>Ballot Papers</i>			<i>First Preference</i>				
<i>Formal</i>	<i>Informal</i>		<i>Quota</i>	<i>Preference</i>	<i>Elected / Excluded</i>	<i>Votes at</i>	
12048	58	0.5%	6025	<i>Votes</i>		<i>Election / Exclusion</i>	<i>Count</i>
EYNDHOVEN, John				738	Excluded	738	2
LINDELL, Martin				4480		5154	
BAKER, Marilyn				5760	Elected 1	Quota	3
WEBB, Jack				1070	Excluded	1174	3

**Ward 1****9 candidates contesting 3 vacancies**

<i>Ballot Papers</i>			<i>First Preference</i>				
<i>Formal</i>	<i>Informal</i>		<i>Quota</i>	<i>Preference</i>	<i>Elected / Excluded</i>	<i>Votes at</i>	
2120	62	2.8%	531	<i>Votes</i>		<i>Election / Exclusion</i>	<i>Count</i>
CLARK, John				214	Excluded	283	13
BOUNDY, Geoff				449	Elected 1	Quota	8
NORRIS, Julie Ann				358	Elected 3	Quota	15
ACKLAND, Neal				154	Excluded	161	5
MORRIS, Mick				217		365	
ROCCA, Tony				197	Excluded	222	8
BLACKMORE, Glen				121	Excluded	123	3
MUSOLINO, Dino				327	Elected 2	Quota	13
ADAM, Tanya				83	Excluded	83	2

**Ward 2****9 candidates contesting 3 vacancies**

<i>Ballot Papers</i>			<i>First Preference</i>				
<i>Formal</i>	<i>Informal</i>		<i>Quota</i>	<i>Preference</i>	<i>Elected / Excluded</i>	<i>Votes at</i>	
2242	72	3.1%	561	<i>Votes</i>		<i>Election / Exclusion</i>	<i>Count</i>
CAVA, Nick				513	Elected 1	Quota	3
STRATTON, Benjamin				200	Excluded	274	10
COALTER, Nicky				189	Excluded	227	6
HAMILTON, Kerree				210	Elected 3	Quota	32
SMALLWOOD-SMITH, Gay				271	Excluded	374	18
WISSELL, Shirley				296	Elected 2	Quota	32
HOPPO, Peter				175	Excluded	183	3
SNEWIN, David				293	Excluded	481	32
KLAEBE, Janine				95	Excluded	95	2

**Ward 4**

<i>Ballot Papers</i>		
<i>Formal</i>	<i>Informal</i>	
<b>2395</b>	<b>93</b>	3.7%
O'RIELLY, Max		
GOOLEY, Coral		
LEVITT, Don		
HEYWOOD, Terry		

**4 candidates contesting 3 vacancies**

<i>Quota</i>	<i>First Preference</i>		<i>Elected / Excluded</i>	<i>Votes at Election / Exclusion</i>	<i>Count</i>
	<i>Preference</i>	<i>Votes</i>			
<b>599</b>				Quota	1
		758	Elected 1	Quota	1
		674	Elected 2	Quota	1
		604	Elected 3	Quota	1
		359			

**Ward 5**

<i>Ballot Papers</i>		
<i>Formal</i>	<i>Informal</i>	
<b>1612</b>	<b>126</b>	7.2%
RYAN, Dennis		
SALAMON, Peter		
SHAW, Iris		

**3 candidates contesting 2 vacancies**

<i>Quota</i>	<i>First Preference</i>		<i>Elected / Excluded</i>	<i>Votes at Election / Exclusion</i>	<i>Count</i>
	<i>Preference</i>	<i>Votes</i>			
<b>538</b>				Quota	1
		713	Elected 1	Quota	1
		329			
		570	Elected 2	Quota	1

**Ward 6**

<i>Ballot Papers</i>		
<i>Formal</i>	<i>Informal</i>	
<b>1457</b>	<b>90</b>	5.8%
WHITBY, Merindah		
MacMILLAN, Duncan		
DOCHERTY, Glenn		
MURPHY, Russell		

**4 candidates contesting 2 vacancies**

<i>Quota</i>	<i>First Preference</i>		<i>Elected / Excluded</i>	<i>Votes at Election / Exclusion</i>	<i>Count</i>
	<i>Preference</i>	<i>Votes</i>			
<b>486</b>				434	
		341		Quota	1
		578	Elected 1	Quota	3
		388	Elected 2	Quota	3
		150	Excluded	173	3

**CITY OF PORT ADELAIDE ENFIELD****Mayoral**

<i>Ballot Papers</i>		
<i>Formal</i>	<i>Informal</i>	
<b>21307</b>	<b>98</b>	0.5%
PIETERS, Hans		
BARR, Fiona		
JOHANSEN, Bruce		
BEILBY, Christopher		

**4 candidates contesting 1 vacancy**

<i>Quota</i>	<i>First Preference</i>		<i>Elected / Excluded</i>	<i>Votes at Election / Exclusion</i>	<i>Count</i>
	<i>Preference</i>	<i>Votes</i>			
<b>10654</b>				3861	3
		3597	Excluded	Quota	3
		9083	Elected 1	7910	2
		6460		2167	
		2167	Excluded		

**Outer Harbour Ward**

<i>Ballot Papers</i>		
<i>Formal</i>	<i>Informal</i>	
<b>2953</b>	<b>194</b>	6.2%
JAMIESON, Peter		
GOULD, Wayne		
YOUNG, Arthur		

**3 candidates contesting 2 vacancies**

<i>Quota</i>	<i>First Preference</i>		<i>Elected / Excluded</i>	<i>Votes at Election / Exclusion</i>	<i>Count</i>
	<i>Preference</i>	<i>Votes</i>			
<b>985</b>				Quota	1
		1900	Elected 1	Quota	2
		491	Elected 2	945	
		562			

**Semaphore Ward**

<i>Ballot Papers</i>		
<i>Formal</i>	<i>Informal</i>	
<b>2801</b>	<b>118</b>	4.0%
NICHOLLS, Peter		
HANSEN, Patrick		
ANDERSON, John (Spike) J. W.		
MORAN, Mark		
DARLEY, Stephen		

**5 candidates contesting 2 vacancies**

<i>Quota</i>	<i>First Preference</i>		<i>Elected / Excluded</i>	<i>Votes at Election / Exclusion</i>	<i>Count</i>
	<i>Preference</i>	<i>Votes</i>			
<b>934</b>				Quota	4
		777	Elected 2	Quota	2
		877	Elected 1	279	2
		279	Excluded	421	4
		364	Excluded	574	
		504			

**Port Adelaide Ward**

<i>Ballot Papers</i>		
<i>Formal</i>	<i>Informal</i>	
<b>2531</b>	<b>138</b>	5.2%
MARTIN, Rodney		
SNADDEN, Joyce		
ALLEN, Deidree		
GUSCOTT, Ray		
BODNAR, Lucy		
BRENNAN, Delia		

**6 candidates contesting 2 vacancies**

<i>Quota</i>	<i>First Preference</i>		<i>Elected / Excluded</i>	<i>Votes at Election / Exclusion</i>	<i>Count</i>
	<i>Preference</i>	<i>Votes</i>			
<b>844</b>				464	5
		414	Excluded	Quota	5
		646	Elected 1	734	8
		527		837	2
		640	Elected 2	146	3
		146	Excluded	196	
		158	Excluded		

**Enfield Ward**

<i>Ballot Papers</i>		
<i>Formal</i>	<i>Informal</i>	
<b>3724</b>	<b>197</b>	5.0%
MARTIN, Carol		
AMER, Roy		
McKAY, Peter Robert		
McLUSKEY, Johanna		

**4 candidates contesting 3 vacancies**

<i>Quota</i>	<i>First Preference</i>		<i>Elected / Excluded</i>	<i>Votes at Election / Exclusion</i>	<i>Count</i>
	<i>Preference</i>	<i>Votes</i>			
<b>932</b>				640	1
		1025	Elected 2	Quota	2
		460		Quota	1
		695	Elected 3	Quota	2
		1544	Elected 1	Quota	1

**Klemzig Ward**

<i>Ballot Papers</i>		
<i>Formal</i>	<i>Informal</i>	
<b>2083</b>	<b>103</b>	4.7%
FISHER, Robert		
BRADBROOK, Jenny		
BARCA, Tony		

**3 candidates contesting 2 vacancies**

<i>Quota</i>	<i>First Preference</i>		<i>Votes at</i>	
<b>695</b>	<i>Votes</i>	<i>Elected / Excluded</i>	<i>Election / Exclusion</i>	<i>Count</i>
	300			
	997	Elected 1	Quota	1
	786	Elected 2	Quota	1

**Northfield Ward**

<i>Ballot Papers</i>		
<i>Formal</i>	<i>Informal</i>	
<b>3309</b>	<b>109</b>	3.2%
MURPHY, John		
BASHAM, Mark		
HOOD, Owen		
HUBYCZ, Anne-Marie		
HEHIR, Denis		
JONES, Allan		
McCARTHY, Kevin James		

**7 candidates contesting 3 vacancies**

<i>Quota</i>	<i>First Preference</i>		<i>Votes at</i>	
<b>828</b>	<i>Votes</i>	<i>Elected / Excluded</i>	<i>Election / Exclusion</i>	<i>Count</i>
	151	Excluded	196	5
	1326	Elected 1	Quota	1
	121	Excluded	154	3
	580	Elected 2	Quota	6
	411		613	
	195	Excluded	287	10
	525	Elected 3	Quota	10

**CITY OF PORT AUGUSTA****Mayoral**

<i>Ballot Papers</i>		
<i>Formal</i>	<i>Informal</i>	
<b>4975</b>	<b>10</b>	0.2%
BALUCH, Joy		
CHAMPION, Malcolm E.		
SOLOMON, Peter		

**3 candidates contesting 1 vacancy**

<i>Quota</i>	<i>First Preference</i>		<i>Votes at</i>	
<b>2488</b>	<i>Votes</i>	<i>Elected / Excluded</i>	<i>Election / Exclusion</i>	<i>Count</i>
	3896	Elected 1	Quota	1
	206			
	873			

**Councillor at Large**

<i>Ballot Papers</i>		
<i>Formal</i>	<i>Informal</i>	
<b>4691</b>	<b>214</b>	4.4%
MORRIS, Alan		
MITCHELL, Tony		
CHAMPION, Denise		
VEEN, John		
PYCROFT, Chris		
BAILEY, Janet		
YOUNG, Bob		
McKENZIE, Malcolm (Tiger)		
CLARK, Geoff		
PENGLASE, Mick		
JENKIN, Ben		
WILLIAMS, Rob		
MORGAN, Allan A.		
PAYNTER, Fran		
HUTCHISON, Colleen		
KURTZER, Bruce		
GREAGEN, Phil		
DARE, Linda		
OWEN, Ray		
KROES, Anne		
WOOLFORD, Kevin J.		
FENNELL, Leita		
DAVIES, Malcolm		

**23 candidates contesting 9 vacancies**

<i>Quota</i>	<i>First Preference</i>		<i>Votes at</i>	
<b>470</b>	<i>Votes</i>	<i>Elected / Excluded</i>	<i>Election / Exclusion</i>	<i>Count</i>
	589	Elected 2	Quota	1
	368	Elected 5	Quota	63
	103	Excluded	228	128
	206	Elected 8	Quota	242
	284	Elected 6	Quota	132
	83	Excluded	95	35
	19	Excluded	20	4
	100	Excluded	124	44
	429	Elected 3	Quota	26
	393	Elected 4	Quota	41
	104	Excluded	131	63
	56	Excluded	69	26
	46	Excluded	51	14
	233	Elected 7	Quota	197
	718	Elected 1	Quota	1
	105	Excluded	144	83
	222	Elected 9	Quota	242
	28	Excluded	28	7
	190	Excluded	316	181
	188	Excluded	374	242
	135	Excluded	180	105
	60	Excluded	66	20
	32	Excluded	35	10

**CITY OF PORT LINCOLN****Councillor at Large**

<i>Ballot Papers</i>		
<i>Formal</i>	<i>Informal</i>	
<b>3219</b>	<b>101</b>	3.0%
KOP, Henry		
PARKER, Jill		
MACRAE, Susanne		
RICHARDSON, Robert G.		
REYNOLDS, Allan		
CATT, Malcolm		
BASCOMBE, Mick		
MEPHAM, Andrew		
RUSSELL, Eric		
CLARK, John Arthur		
GOOLD, Mark Walter		
PAPAZOGLOV, Jim		

**12 candidates contesting 10 vacancies**

<i>Quota</i>	<i>First Preference</i>		<i>Votes at</i>	
<b>293</b>	<i>Votes</i>	<i>Elected / Excluded</i>	<i>Election / Exclusion</i>	<i>Count</i>
	230	Elected 10	Quota	7
	943	Elected 1	Quota	1
	135	Elected 7	Quota	2
	204	Elected 6	Quota	2
	305	Elected 3	Quota	1
	247	Elected 4	Quota	2
	331	Elected 2	Quota	1
	53		104	
	176	Elected 8	Quota	5
	73		124	
	281	Elected 5	Quota	2
	241	Elected 9	Quota	6

**PORT PIRIE REGIONAL COUNCIL****Mayoral****2 candidates contesting 1 vacancy**

<i>Ballot Papers</i>			<i>First Preference</i>			<i>Votes at</i>	
<i>Formal</i>	<i>Informal</i>		<i>Quota</i>	<i>Preference</i>	<i>Elected / Excluded</i>	<i>Election / Exclusion</i>	<i>Count</i>
<b>5614</b>	<b>15</b>	<b>0.3%</b>	<b>2808</b>	<b>Votes</b>	<b>Elected / Excluded</b>	<b>Quota</b>	<b>1</b>
BROCK, Geoff				3297	Elected 1		
MADIGAN, Ken				2317			

**Councillor at Large****19 candidates contesting 12 vacancies**

<i>Ballot Papers</i>			<i>First Preference</i>			<i>Votes at</i>	
<i>Formal</i>	<i>Informal</i>		<i>Quota</i>	<i>Preference</i>	<i>Elected / Excluded</i>	<i>Election / Exclusion</i>	<i>Count</i>
<b>5315</b>	<b>293</b>	<b>5.2%</b>	<b>409</b>	<b>Votes</b>	<b>Elected / Excluded</b>	<b>Quota</b>	<b>Count</b>
LEGG, John				886	Elected 1	Quota	1
GDALETA, Dino				278	Elected 5	Quota	3
BONE, Ellei				207	Elected 10	Quota	92
PAPARELLA, Joe				369	Elected 4	Quota	2
CARWANA, David Mark				290	Elected 9	Quota	31
ROBERTS, Les				86	Excluded	101	20
AXON, Peter				222		345	
MAGOR, John				691	Elected 2	Quota	1
HALDANE, David				281	Elected 7	Quota	18
McCULLOCH, Sybil				112	Excluded	141	51
VANSTONE, Brenton				354	Elected 6	Quota	12
STANLEY, Ann				98	Excluded	167	75
SEYFANG, Rhonda				43	Excluded	57	12
WERFEL, Trevor				95	Excluded	134	31
BLIESCHKE, Rita				328	Elected 8	Quota	26
WILSON, Neville K.				433	Elected 3	Quota	1
AGIUS, Albert				53	Excluded	54	7
MACDONALD, Jamie John				245	Elected 12	400	114
DEVLIN, Debbie				244	Elected 11	Quota	102

**CITY OF PROSPECT****Mayoral****2 candidates contesting 1 vacancy**

<i>Ballot Papers</i>			<i>First Preference</i>			<i>Votes at</i>	
<i>Formal</i>	<i>Informal</i>		<i>Quota</i>	<i>Preference</i>	<i>Elected / Excluded</i>	<i>Election / Exclusion</i>	<i>Count</i>
<b>4741</b>	<b>136</b>	<b>2.8%</b>	<b>2371</b>	<b>Votes</b>	<b>Elected / Excluded</b>	<b>Quota</b>	<b>1</b>
BARNETT, Kristina				2639	Elected 1		
DIXON, Ashley				2102			

**Nailsworth Ward****4 candidates contesting 2 vacancies**

<i>Ballot Papers</i>			<i>First Preference</i>			<i>Votes at</i>	
<i>Formal</i>	<i>Informal</i>		<i>Quota</i>	<i>Preference</i>	<i>Elected / Excluded</i>	<i>Election / Exclusion</i>	<i>Count</i>
<b>991</b>	<b>27</b>	<b>2.7%</b>	<b>331</b>	<b>Votes</b>	<b>Elected / Excluded</b>	<b>Quota</b>	<b>Count</b>
WELLBY, Trudy				208	Excluded	208	2
BYFORD, Kate				236	Elected 2	Quota	2
STOCK, Frank				217		260	
HARRIS, Allen				330	Elected 1	Quota	2

**Kingston Ward****4 candidates contesting 2 vacancies**

<i>Ballot Papers</i>			<i>First Preference</i>			<i>Votes at</i>	
<i>Formal</i>	<i>Informal</i>		<i>Quota</i>	<i>Preference</i>	<i>Elected / Excluded</i>	<i>Election / Exclusion</i>	<i>Count</i>
<b>989</b>	<b>29</b>	<b>2.8%</b>	<b>330</b>	<b>Votes</b>	<b>Elected / Excluded</b>	<b>Quota</b>	<b>Count</b>
BETTERMAN, Cynthia				454	Elected 1	Quota	1
RANDLE, Peter John				172		265	
VAN VELSEN, Margaret Ruth				129	Excluded	153	2
BLAIKIE, David				234	Elected 2	Quota	3

**Fitzroy Ward****4 candidates contesting 2 vacancies**

<i>Ballot Papers</i>			<i>First Preference</i>			<i>Votes at</i>	
<i>Formal</i>	<i>Informal</i>		<i>Quota</i>	<i>Preference</i>	<i>Elected / Excluded</i>	<i>Election / Exclusion</i>	<i>Count</i>
<b>947</b>	<b>24</b>	<b>2.5%</b>	<b>316</b>	<b>Votes</b>	<b>Elected / Excluded</b>	<b>Quota</b>	<b>Count</b>
MITCHELL, Matthew				399	Elected 1	Quota	1
NECK, Deborah				202		291	
McMAHON, Bob				123	Excluded	138	3
KARAHALIOS, Sheron				223	Elected 2	307	4

**St Johns Wood Ward****Ballot Papers**

<i>Formal</i>	<i>Informal</i>	
<b>937</b>	<b>26</b>	2.7%
O'LOUGHLIN, David		
MUSSARED, Rebecca		
BRAY, Rhonda		
NEWALL, Timothy		

**4 candidates contesting 2 vacancies**

<i>Quota</i>	<i>First Preference</i>	<i>Elected / Excluded</i>	<i>Votes at Election / Exclusion</i>	<i>Count</i>
<b>313</b>	<b>Votes</b>			
	679	Elected 1	Quota	1
	46		224	
	79	Excluded	138	2
	133	Elected 2	Quota	3

**Highbury Ward****Ballot Papers**

<i>Formal</i>	<i>Informal</i>	
<b>848</b>	<b>24</b>	2.8%
BAMBRICK, Karin Louise		
MUSSARED, Fran		
WELLBY, Brian		
AMAMOO, Damian		

**4 candidates contesting 2 vacancies**

<i>Quota</i>	<i>First Preference</i>	<i>Elected / Excluded</i>	<i>Votes at Election / Exclusion</i>	<i>Count</i>
<b>283</b>	<b>Votes</b>			
	143	Excluded	152	3
	177		269	
	336	Elected 1	Quota	1
	192	Elected 2	271	4

**RENMARK PARINGA COUNCIL****Mayoral****Ballot Papers**

<i>Formal</i>	<i>Informal</i>	
<b>3332</b>	<b>23</b>	0.7%
THOMAS, Rod		
McAULIFFE, Trish		

**2 candidates contesting 1 vacancy**

<i>Quota</i>	<i>First Preference</i>	<i>Elected / Excluded</i>	<i>Votes at Election / Exclusion</i>	<i>Count</i>
<b>1667</b>	<b>Votes</b>			
	1981	Elected 1	Quota	1
	1351			

**Councillor at Large****Ballot Papers**

<i>Formal</i>	<i>Informal</i>	
<b>3219</b>	<b>130</b>	3.9%
CHOWN, Mark		
CHAPLIN, Brenton		
CODEN, Vic		
SCHMIDT, Max		
TWYFORD, Robert S.		
PAPAGEORGIU, Jack		
ANDREWS, Ian		
DANIEL, Graeme		
LAZAREVIC, Steph		
HOWIE, Margaret		
ter BOGT, Harry		
CAMPBELL, Paul		
NATTRASS, Neville G.		
ECKERMANN, Alan		
PETERSEN, Terry		
MINNAS, Alex		

**16 candidates contesting 8 vacancies**

<i>Quota</i>	<i>First Preference</i>	<i>Elected / Excluded</i>	<i>Votes at Election / Exclusion</i>	<i>Count</i>
<b>358</b>	<b>Votes</b>			
	283	Elected 5	Quota	41
	161		308	
	155	Excluded	219	41
	236	Elected 8	Quota	64
	250	Elected 7	Quota	41
	317	Elected 2	Quota	15
	118	Excluded	134	9
	353	Elected 1	Quota	3
	77	Excluded	79	3
	116	Excluded	147	15
	147	Excluded	175	24
	91	Excluded	96	6
	298	Elected 3	Quota	24
	289	Elected 4	Quota	24
	269	Elected 6	Quota	41
	59	Excluded	59	2

**DISTRICT COUNCIL OF ROBE****Mayoral****Ballot Papers**

<i>Formal</i>	<i>Informal</i>	
<b>1109</b>	<b>6</b>	0.5%
HAYES, Anne		
DARR, Peter		

**2 candidates contesting 1 vacancy**

<i>Quota</i>	<i>First Preference</i>	<i>Elected / Excluded</i>	<i>Votes at Election / Exclusion</i>	<i>Count</i>
<b>555</b>	<b>Votes</b>			
	398			
	711	Elected 1	Quota	1

**Town Ward****Ballot Papers**

<i>Formal</i>	<i>Informal</i>	
<b>815</b>	<b>5</b>	0.6%
DENTON, Mark		
DENING-WASSON, Marcia		
WILKIN, Peter		
MATHEWS, Jenny		
DOMASCHENZ, Lyle		
SENIOR, David		

**6 candidates contesting 4 vacancies**

<i>Quota</i>	<i>First Preference</i>	<i>Elected / Excluded</i>	<i>Votes at Election / Exclusion</i>	<i>Count</i>
<b>164</b>	<b>Votes</b>			
	210	Elected 2	Quota	1
	83	Elected 4	153	6
	223	Elected 1	Quota	1
	146	Elected 3	Quota	2
	55	Excluded	80	4
	98		150	



## CITY OF SALISBURY

### Central Ward

Ballot Papers			4 candidates contesting 2 vacancies					
Formal	Informal		Quota	First Preference		Votes at		
2599	92	3.4%	867	Votes	Elected / Excluded	Election / Exclusion	Count	
LEPOIDEVIN, Leslie V.				356	Excluded	475	3	
GILL, Betty				1303	Elected 1	Quota	1	
PEARSON, Neil				584	Elected 2	Quota	3	
DOCKERTY, Michael				356		677		

### Hills Ward

Ballot Papers			3 candidates contesting 2 vacancies					
Formal	Informal		Quota	First Preference		Votes at		
2420	76	3.0%	807	Votes	Elected / Excluded	Election / Exclusion	Count	
GILES, Andrew				732		768		
REARDON, Shiralee				783	Elected 2	Quota	2	
IRVING, Ann				905	Elected 1	Quota	1	

### Para Ward

Ballot Papers			6 candidates contesting 2 vacancies					
Formal	Informal		Quota	First Preference		Votes at		
2358	110	4.5%	787	Votes	Elected / Excluded	Election / Exclusion	Count	
ALDRIDGE, Gillian				1629	Elected 1	Quota	1	
BLIGHT, Stephen G.				184	Excluded	410	9	
DICKSON, Daryl				231		611		
BAILEY, David				57	Excluded	132	5	
EDWARDS, Pat				212	Elected 2	692	16	
DICKER, Ray				45	Excluded	89	3	

### North Ward

Ballot Papers			4 candidates contesting 2 vacancies					
Formal	Informal		Quota	First Preference		Votes at		
2136	87	3.9%	713	Votes	Elected / Excluded	Election / Exclusion	Count	
FAGAN, Ian				627	Elected 2	Quota	3	
LOXTON, Ian				212	Excluded	216	3	
CARUSO, Linda				737	Elected 1	Quota	1	
ABELA, Peter				560		664		

### Levels Ward

Ballot Papers			4 candidates contesting 2 vacancies					
Formal	Informal		Quota	First Preference		Votes at		
2477	65	2.6%	826	Votes	Elected / Excluded	Election / Exclusion	Count	
QUINN, Lindsay				502		696		
GOODALL, Brian				1028	Elected 1	Quota	1	
ATKINSON, Reg				426	Excluded	507	3	
SZABO, Sue				521	Elected 2	813	4	

### West Ward

Ballot Papers			5 candidates contesting 2 vacancies					
Formal	Informal		Quota	First Preference		Votes at		
2054	62	2.9%	685	Votes	Elected / Excluded	Election / Exclusion	Count	
COATES, Alex				172				
ABELA, Donna				687	Elected 2	Quota	1	
MAHONEY, John				183				
HOCKLEY, Rod				323				
BUCHANAN, Chad				689	Elected 1	Quota	1	

## DISTRICT COUNCIL OF STREAKY BAY

### Flinders Ward

Ballot Papers			5 candidates contesting 4 vacancies					
Formal	Informal		Quota	First Preference		Votes at		
474	7	1.5%	95	Votes	Elected / Excluded	Election / Exclusion	Count	
WHARFF, John				140	Elected 1	Quota	1	
BAKER, Lisa				43		56		
KEMP, Trevor Dudley				68	Elected 4	Quota	2	
PAGH, Francis				98	Elected 3	Quota	1	
SCHREIBER, Greg				125	Elected 2	Quota	1	

**Eyre Ward**

<i>Ballot Papers</i>		
<i>Formal</i>	<i>Informal</i>	
<b>463</b>	<b>1</b>	0.2%
COTTON, Karen		
FULLER, Ross		
GUNN, Ian		
GOSLING, Phillip		
HULL, Geoff		
GILMORE, Trevor R.		

**6 candidates contesting 4 vacancies**

<i>Quota</i>	<i>First Preference</i>		<i>Elected / Excluded</i>	<i>Votes at</i>		<i>Count</i>
	<i>Preference</i>	<i>Votes</i>		<i>Election / Exclusion</i>	<i>Count</i>	
<b>93</b>						
		97	Elected 3	Quota		1
		103	Elected 2	Quota		1
		151	Elected 1	Quota		1
		21		36		
		56	Elected 4	Quota		3
		35		46		

**DISTRICT COUNCIL OF TATIARA****East Ward**

<i>Ballot Papers</i>		
<i>Formal</i>	<i>Informal</i>	
<b>1934</b>	<b>10</b>	0.5%
RIDGWAY, Ian		
PENNIMENT, Diana		
McLELLAN, Jan		
ROSS, John		
DAVIS, Edward Henry		
LANGLEY, Edward		
GERSCH, Ron		
McINERNEY, Kenneth John		
MURPHY, Mark		
BELLUZZO, Issy		

**10 candidates contesting 7 vacancies**

<i>Quota</i>	<i>First Preference</i>		<i>Elected / Excluded</i>	<i>Votes at</i>		<i>Count</i>
	<i>Preference</i>	<i>Votes</i>		<i>Election / Exclusion</i>	<i>Count</i>	
<b>242</b>						
		185	Elected 5	Quota		11
		307	Elected 2	Quota		1
		125	Elected 6	Quota		11
		412	Elected 1	Quota		1
		113	Elected 7	Quota		21
		270	Elected 3	Quota		1
		103	Excluded	131		11
		223	Elected 4	Quota		2
		96	Excluded	115		6
		100		198		

**CITY OF TEA TREE GULLY****Mayoral**

<i>Ballot Papers</i>		
<i>Formal</i>	<i>Informal</i>	
<b>19323</b>	<b>54</b>	0.3%
LEWINSOHN, Harry		
PANAGARIS, Peter		
NASSIG, Marino		
PURDOM, Lesley		
KEANE, Bernie		

**5 candidates contesting 1 vacancy**

<i>Quota</i>	<i>First Preference</i>		<i>Elected / Excluded</i>	<i>Votes at</i>		<i>Count</i>
	<i>Preference</i>	<i>Votes</i>		<i>Election / Exclusion</i>	<i>Count</i>	
<b>9662</b>						
		413	Excluded	413		2
		4649	Excluded	5122		5
		1392	Excluded	1422		3
		7369	Elected 1	9226		8
		5500		6731		

**Pedare Ward**

<i>Ballot Papers</i>		
<i>Formal</i>	<i>Informal</i>	
<b>2994</b>	<b>115</b>	3.7%
POSTA, Christine		
DOYLE, Maria		
WINTER, Barry		
SHEARING, Colin		
BARBARO, Paul		
LANGER, Josef		
FRANCES, Andy		
LORENZO, Mike		

**8 candidates contesting 2 vacancies**

<i>Quota</i>	<i>First Preference</i>		<i>Elected / Excluded</i>	<i>Votes at</i>		<i>Count</i>
	<i>Preference</i>	<i>Votes</i>		<i>Election / Exclusion</i>	<i>Count</i>	
<b>999</b>						
		259	Excluded	330		5
		202	Excluded	228		3
		676	Elected 1	Quota		9
		358	Excluded	423		9
		476		715		
		192	Excluded	192		2
		447	Elected 2	783		26
		384	Excluded	520		15

**Drumminor Ward**

<i>Ballot Papers</i>		
<i>Formal</i>	<i>Informal</i>	
<b>2851</b>	<b>82</b>	2.8%
DODD, Anthony		
SMITH, Miriam		
SZTORC, Violetta		
GALLASCH, Gordon		
KNÖOTE-PARKE, Ashley		

**5 candidates contesting 2 vacancies**

<i>Quota</i>	<i>First Preference</i>		<i>Elected / Excluded</i>	<i>Votes at</i>		<i>Count</i>
	<i>Preference</i>	<i>Votes</i>		<i>Election / Exclusion</i>	<i>Count</i>	
<b>951</b>						
		463		678		
		686	Elected 2	Quota		5
		332	Excluded	416		5
		1167	Elected 1	Quota		1
		203	Excluded	229		3

**Hillcott Ward**

<i>Ballot Papers</i>		
<i>Formal</i>	<i>Informal</i>	
<b>2907</b>	<b>67</b>	2.3%
GIBBONS, Steve		
OSTERSTOCK, Mark		
BATTEN, Stan		
HUDSON, Vicki		

**4 candidates contesting 2 vacancies**

<i>Quota</i>	<i>First Preference</i>		<i>Elected / Excluded</i>	<i>Votes at</i>		<i>Count</i>
	<i>Preference</i>	<i>Votes</i>		<i>Election / Exclusion</i>	<i>Count</i>	
<b>970</b>						
		199		261		
		1698	Elected 1	Quota		1
		233		280		
		777	Elected 2	Quota		2

**Balmoral Ward****4 candidates contesting 2 vacancies**

<i>Ballot Papers</i>			<i>Quota</i>	<i>First Preference</i>		<i>Votes at</i>		<i>Count</i>
<i>Formal</i>	<i>Informal</i>			<i>Votes</i>	<i>Elected / Excluded</i>	<i>Election / Exclusion</i>		
<b>3211</b>	<b>152</b>	<b>4.5%</b>	<b>1071</b>					
KNIGHT, Kevin J.				1602	Elected 1	Quota		1
JENSEN, Svend				281		323		
DENHOLM, Graeme				1020	Elected 2	Quota		2
KIPLOKS, Jimmy				308		366		

**Steventon Ward****4 candidates contesting 2 vacancies**

<i>Ballot Papers</i>			<i>Quota</i>	<i>First Preference</i>		<i>Votes at</i>		<i>Count</i>
<i>Formal</i>	<i>Informal</i>			<i>Votes</i>	<i>Elected / Excluded</i>	<i>Election / Exclusion</i>		
<b>3246</b>	<b>149</b>	<b>4.4%</b>	<b>1083</b>					
SZTORC, Derek				479		534		
MOORCRAFT, Jamie				410		506		
LEES, Brian				1492	Elected 1	Quota		1
IVAN, Anne				865	Elected 2	Quota		2

**Water Gully Ward****4 candidates contesting 2 vacancies**

<i>Ballot Papers</i>			<i>Quota</i>	<i>First Preference</i>		<i>Votes at</i>		<i>Count</i>
<i>Formal</i>	<i>Informal</i>			<i>Votes</i>	<i>Elected / Excluded</i>	<i>Election / Exclusion</i>		
<b>3444</b>	<b>189</b>	<b>5.2%</b>	<b>1149</b>					
LEUE, Peter Kym				1650	Elected 1	Quota		1
ROMANO, Maddalena				839	Elected 2	Quota		3
TROPEANO, Grace				229	Excluded	292		3
RICCI, Joy				726		1011		

**DISTRICT COUNCIL OF TUMBY BAY****Councillor at Large****10 candidates contesting 9 vacancies**

<i>Ballot Papers</i>			<i>Quota</i>	<i>First Preference</i>		<i>Votes at</i>		<i>Count</i>
<i>Formal</i>	<i>Informal</i>			<i>Votes</i>	<i>Elected / Excluded</i>	<i>Election / Exclusion</i>		
<b>1406</b>	<b>28</b>	<b>2.0%</b>	<b>141</b>					
FULTON, Trevor				313	Elected 1	Quota		1
DUNN, Dean Alder				108	Elected 6	Quota		2
BROUGHAM, Pam				154	Elected 4	Quota		1
LIDDICOAT, David				209	Elected 2	Quota		1
JENKINS, Jack				129	Elected 7	Quota		2
HIBBLE, Ross				37		108		
STIRLING, Graeme				150	Elected 5	Quota		1
LAWRIE, Robert				62	Elected 8	Quota		4
CAVE, Paul				183	Elected 3	Quota		1
BAKER, Malcolm				61	Elected 9	Quota		7

**CORPORATION OF THE CITY OF UNLEY****Mayoral****2 candidates contesting 1 vacancy**

<i>Ballot Papers</i>			<i>Quota</i>	<i>First Preference</i>		<i>Votes at</i>		<i>Count</i>
<i>Formal</i>	<i>Informal</i>			<i>Votes</i>	<i>Elected / Excluded</i>	<i>Election / Exclusion</i>		
<b>9093</b>	<b>45</b>	<b>0.5%</b>	<b>4547</b>					
THORNE, Richard				4139				
KEENAN, Michael				4954	Elected 1	Quota		1

**Unley Ward****5 candidates contesting 2 vacancies**

<i>Ballot Papers</i>			<i>Quota</i>	<i>First Preference</i>		<i>Votes at</i>		<i>Count</i>
<i>Formal</i>	<i>Informal</i>			<i>Votes</i>	<i>Elected / Excluded</i>	<i>Election / Exclusion</i>		
<b>1366</b>	<b>31</b>	<b>2.2%</b>	<b>456</b>					
SALAMAN, Rufus				396	Elected 1	Quota		3
CRICHTON, Jo				311		407		
RAWSON, John				374	Elected 2	Quota		5
TYLER, Susan				224	Excluded	245		3
CONSTANTINE, Dale C.				61	Excluded	61		2

**Parkside Ward****6 candidates contesting 2 vacancies**

<i>Ballot Papers</i>			<i>Quota</i>	<i>First Preference</i>		<i>Votes at</i>		<i>Count</i>
<i>Formal</i>	<i>Informal</i>			<i>Votes</i>	<i>Elected / Excluded</i>	<i>Election / Exclusion</i>		
<b>1360</b>	<b>31</b>	<b>2.2%</b>	<b>454</b>					
HORAN, Barry				307	Elected 2	428		8
McRITCHIE, Sarah				154	Excluded	175		3
PSEVDOS, Spiros Pip				175	Excluded	200		5
TIPPER, Denise				109	Excluded	109		2
ADAMS, Brer				259		382		
HUDSON, Mike				356	Elected 1	Quota		5

**Fullarton Ward****6 candidates contesting 2 vacancies**

<i>Ballot Papers</i>			<i>First Preference</i>				
<i>Formal</i>	<i>Informal</i>		<i>Quota</i>	<i>Preference</i>	<i>Elected / Excluded</i>	<i>Votes at</i>	
<b>1505</b>	<b>35</b>	<b>2.3%</b>	<b>502</b>	<b>Votes</b>		<i>Election / Exclusion</i>	<i>Count</i>
LAPIDGE, Anthony John				509	Elected 1	Quota	1
LOVE, Richard				126	Excluded	126	3
SMITH, Kym				209	Excluded	275	9
TSIRBAS, Angelo				159	Excluded	172	5
CAVANOUGH, Jill				208		388	
REED, Joan				294	Elected 2	444	16

**Goodwood Ward****5 candidates contesting 2 vacancies**

<i>Ballot Papers</i>			<i>First Preference</i>				
<i>Formal</i>	<i>Informal</i>		<i>Quota</i>	<i>Preference</i>	<i>Elected / Excluded</i>	<i>Votes at</i>	
<b>1497</b>	<b>39</b>	<b>2.5%</b>	<b>500</b>	<b>Votes</b>		<i>Election / Exclusion</i>	<i>Count</i>
BROWN, Heather				361		438	
PANAGARIS, Jenny				370	Elected 2	474	5
BRIDGE, Ken				216	Excluded	270	3
MORELLO, Andrea				141	Excluded	141	2
SCHNELL, Bob				409	Elected 1	Quota	4

**Unley Park Ward****4 candidates contesting 2 vacancies**

<i>Ballot Papers</i>			<i>First Preference</i>				
<i>Formal</i>	<i>Informal</i>		<i>Quota</i>	<i>Preference</i>	<i>Elected / Excluded</i>	<i>Votes at</i>	
<b>1670</b>	<b>50</b>	<b>2.9%</b>	<b>557</b>	<b>Votes</b>		<i>Election / Exclusion</i>	<i>Count</i>
HIPPER, John				222	Excluded	222	2
CLYNE, Lachlan				433		514	
BIRNIE, Robert Burns				495	Elected 2	Quota	2
SANGSTER, Rob				520	Elected 1	Quota	2

**CITY OF VICTOR HARBOR****Mayoral****3 candidates contesting 1 vacancy**

<i>Ballot Papers</i>			<i>First Preference</i>				
<i>Formal</i>	<i>Informal</i>		<i>Quota</i>	<i>Preference</i>	<i>Elected / Excluded</i>	<i>Votes at</i>	
<b>5417</b>	<b>20</b>	<b>0.4%</b>	<b>2709</b>	<b>Votes</b>		<i>Election / Exclusion</i>	<i>Count</i>
SCHUBERT, Scott				1948	Elected 1	2411	2
BOND, Barbara				1754		2298	
CROMPTON, John				1715	Excluded	1715	2

**Councillor at Large****16 candidates contesting 10 vacancies**

<i>Ballot Papers</i>			<i>First Preference</i>				
<i>Formal</i>	<i>Informal</i>		<i>Quota</i>	<i>Preference</i>	<i>Elected / Excluded</i>	<i>Votes at</i>	
<b>5137</b>	<b>237</b>	<b>4.4%</b>	<b>468</b>	<b>Votes</b>		<i>Election / Exclusion</i>	<i>Count</i>
MICHELMORE, Deane H.				1379	Elected 1	Quota	1
COOPER, Liz				371	Elected 4	Quota	2
CHIGWIDDEN, Pat				545	Elected 2	Quota	1
WEBB, Robert				323	Elected 5	Quota	2
TREZISE, Kerry				286	Elected 6	Quota	9
PARKER, Rae				194		415	
LOESER, Keith				254	Elected 10	435	72
JONES, Roy				143	Excluded	173	16
EWENS, Kay				269	Elected 7	Quota	26
GELLING, Tony				139	Excluded	196	26
SINCLAIR-WARREN, Dianne				468	Elected 3	Quota	1
SINCLAIR, Grahame				201	Elected 9	Quota	60
PORTER, D. Graeme				39	Excluded	44	5
ALLISON, Mary				273	Elected 8	Quota	49
CRAGO, Peter				76	Excluded	108	9
RICHARDS, Mark				177	Excluded	325	43

**WAKEFIELD REGIONAL COUNCIL****Western Ward****3 candidates contesting 2 vacancies**

<i>Ballot Papers</i>			<i>First Preference</i>				
<i>Formal</i>	<i>Informal</i>		<i>Quota</i>	<i>Preference</i>	<i>Elected / Excluded</i>	<i>Votes at</i>	
<b>483</b>	<b>5</b>	<b>1.0%</b>	<b>162</b>	<b>Votes</b>		<i>Election / Exclusion</i>	<i>Count</i>
NOTTLE, Barry John				198	Elected 1	Quota	1
CLUSE, Terry				103			
PARRISH, Ken				182	Elected 2	Quota	1

## CORPORATION OF THE TOWN OF WALKERVILLE

### Walkerville Ward

#### 4 candidates contesting 3 vacancies

Ballot Papers			Quota	First Preference		Votes at		Count
Formal	Informal			Preference	Elected / Excluded	Election / Exclusion		
748	9	1.2%	188	Votes				
LINN, Jeanette B.				274	Elected 1	Quota		1
EADY, Patricia				225	Elected 2	Quota		1
PEDERICK, Anthony Maxwell				154	Elected 3	Quota		2
WALLACE, David				95		116		

### Vale Park Ward

#### 4 candidates contesting 3 vacancies

Ballot Papers			Quota	First Preference		Votes at		Count
Formal	Informal			Preference	Elected / Excluded	Election / Exclusion		
739	11	1.5%	185	Votes				
McCALLUM, Jan				110		166		
READE, Anthony				117	Elected 2	Quota		2
WHITING, David				385	Elected 1	Quota		1
ROSSIS, Helen				127	Elected 3	Quota		3

## WATTLE RANGE COUNCIL

### Mayoral

#### 2 candidates contesting 1 vacancy

Ballot Papers			Quota	First Preference		Votes at		Count
Formal	Informal			Preference	Elected / Excluded	Election / Exclusion		
4863	12	0.2%	2432	Votes				
SCHULLER, Bill				1024				
FERGUSON, Don				3839	Elected 1	Quota		1

### Kintore Ward

#### 4 candidates contesting 2 vacancies

Ballot Papers			Quota	First Preference		Votes at		Count
Formal	Informal			Preference	Elected / Excluded	Election / Exclusion		
1077	10	0.9%	360	Votes				
KAIN, Rosemary				292	Elected 1	Quota		2
CAMERON, Barbara Mary				235	Excluded	235		2
CLARKE, John				291	Elected 2	Quota		3
ADAMO, Ralph				259		349		

### Riddoch Ward

#### 3 candidates contesting 2 vacancies

Ballot Papers			Quota	First Preference		Votes at		Count
Formal	Informal			Preference	Elected / Excluded	Election / Exclusion		
935	13	1.4%	312	Votes				
RESCHKE, Vivian				374	Elected 1	Quota		1
COX, Simon				345	Elected 2	Quota		1
MURRAY, Bill				216				

### Corcoran Ward

#### 9 candidates contesting 5 vacancies

Ballot Papers			Quota	First Preference		Votes at		Count
Formal	Informal			Preference	Elected / Excluded	Election / Exclusion		
2240	22	1.0%	374	Votes				
TRAFFORD, John				541	Elected 1	Quota		1
GRITTON, Maurie				127	Excluded	237		16
SINCLAIR, John C.				142	Excluded	164		9
BRAES, Mark				503	Elected 2	Quota		1
LAWLOR, Gwenda				346	Elected 3	Quota		3
van SCHAIK, C. Jim				240	Elected 4	Quota		16
DUNNICLIFF, Peter				151		345		
ROBINSKI, Dav Ivan				32	Excluded	38		5
OSIS, Zig				158	Elected 5	347		27

### Sorby Adams Ward

#### 3 candidates contesting 2 vacancies

Ballot Papers			Quota	First Preference		Votes at		Count
Formal	Informal			Preference	Elected / Excluded	Election / Exclusion		
721	19	2.6%	241	Votes				
STEWART, Bob				135		192		
LARTER, Bernard				210	Elected 2	Quota		2
CHILDS, Fay				376	Elected 1	Quota		1

## CITY OF WEST TORRENS

### Hilton Ward

Ballot Papers			4 candidates contesting 2 vacancies				
Formal	Informal		Quota	First Preference	Elected / Excluded	Votes at Election / Exclusion	Count
1668	39	2.3%	557	Votes			
CHRISTOPOULOS, Adriana				703	Elected 1	Quota	1
VLAHOS, George				572	Elected 2	Quota	1
SUBACIUS, Michael				134			
DELLA, Paul				259			

### Plympton Ward

Ballot Papers			5 candidates contesting 2 vacancies				
Formal	Informal		Quota	First Preference	Elected / Excluded	Votes at Election / Exclusion	Count
2103	35	1.6%	702	Votes			
MANGOS, Arthur Con				799	Elected 1	Quota	1
CENZATO, Mary				98			
DE PALMA, Toni				171			
OWEN, Trevor Neil				782	Elected 2	Quota	1
WOLTYNSKI, Edmund				253			

### Thebarton Ward

Ballot Papers			6 candidates contesting 2 vacancies				
Formal	Informal		Quota	First Preference	Elected / Excluded	Votes at Election / Exclusion	Count
1746	26	1.5%	583	Votes			
MAROULIS, John				251	Excluded	319	8
MARKS, Sue				209	Excluded	243	5
LINDNER, John				313	Elected 2	463	14
POLITO, A.				635	Elected 1	Quota	1
KAEDING, Kevin				251		424	
GUINANE, Michael				87	Excluded	91	3

## CITY OF WHYALLA

### Mayoral

Ballot Papers			3 candidates contesting 1 vacancy				
Formal	Informal		Quota	First Preference	Elected / Excluded	Votes at Election / Exclusion	Count
5851	19	0.3%	2926	Votes			
POLLOCK, Jim				2768	Elected 1	Quota	2
CROWE, George R.				1023	Excluded	1023	2
SMITH, John				2060		2304	

### Councillor at Large

Ballot Papers			18 candidates contesting 10 vacancies				
Formal	Informal		Quota	First Preference	Elected / Excluded	Votes at Election / Exclusion	Count
5616	241	4.1%	511	Votes			
SALTER, Mike				468	Elected 4	Quota	20
McGINNISS, Ruby				431	Elected 5	Quota	20
COOMBE, Natasha				574	Elected 2	Quota	1
McNAMARA, Elly				166		442	
ANTONIO, Tom				418	Elected 6	Quota	35
HODGE, Merton				515	Elected 3	Quota	1
SCHEIDE, Gunter				342	Elected 7	Quota	45
HORN, Ricky				202	Excluded	295	106
LAWRENCE, Jeanie				55	Excluded	62	5
WATERS, Jo-anne				76	Excluded	98	9
PICKERT, Geoff				323	Elected 9	Quota	106
WARNER, John				127	Excluded	162	29
HAGENBRUCH, Debbie				160	Excluded	228	65
VELTHUIZEN, Jack				234	Elected 10	460	157
BROADWAY, Bob				157	Excluded	200	45
LAWRENCE, Graham				73	Excluded	118	16
STOVELL, Susan				196	Elected 8	Quota	69
HUGHES, Eddie				1099	Elected 1	Quota	1

## DISTRICT COUNCIL OF YANKALILLA

### Flinders Ward

#### 4 candidates contesting 2 vacancies

Ballot Papers			First			Votes at		Count
Formal	Informal		Quota	Preference	Elected / Excluded	Election / Exclusion		
491	7	1.4%	164	Votes				
BRAND, Nigel				113	Elected 2	Quota	3	
EVANS, Doug				242	Elected 1	Quota	1	
CROSER, John				64	Excluded	76	3	
ROACH, Ron				72		132		

### Bungala Ward

#### 5 candidates contesting 3 vacancies

Ballot Papers			First			Votes at		Count
Formal	Informal		Quota	Preference	Elected / Excluded	Election / Exclusion		
716	11	1.5%	180	Votes				
SPILSBURY, Bruce				433	Elected 1	Quota	1	
BYERS, Vanessa				117	Elected 2	Quota	2	
van EMDEN, Frits				29	Excluded	75	4	
SANDERSON, John				82	Elected 3	Quota	5	
PERRY, Ron				55		152		

### Hewett Ward

#### 4 candidates contesting 2 vacancies

Ballot Papers			First			Votes at		Count
Formal	Informal		Quota	Preference	Elected / Excluded	Election / Exclusion		
549	7	1.3%	184	Votes				
WHITFORD, Peter				252	Elected 1	Quota	1	
HUGHES, John				150	Elected 2	Quota	3	
BARKER, Roger				84		132		
WEBB, Barry				63	Excluded	72	3	

### Carrickalinga Ward

#### 3 candidates contesting 2 vacancies

Ballot Papers			First			Votes at		Count
Formal	Informal		Quota	Preference	Elected / Excluded	Election / Exclusion		
413	7	1.7%	138	Votes				
SCHLEIN, Malcolm				161	Elected 1	Quota	1	
STEINWEDEL, Trevor				122		132		
DAVIS, Ruth				130	Elected 2	Quota	2	

## DISTRICT COUNCIL OF YORKE PENINSULA

### Kalkabury Ward

#### 5 candidates contesting 4 vacancies

Ballot Papers			First			Votes at		Count
Formal	Informal		Quota	Preference	Elected / Excluded	Election / Exclusion		
2143	21	1.0%	429	Votes				
MOLONEY, Brendan Joseph				497	Elected 2	Quota	1	
BOWMAN, Brenda				755	Elected 1	Quota	1	
HENDRYX, Andy				188		279		
BROWN, Garry				288	Elected 4	Quota	2	
DAVEY, Trevor				415	Elected 3	Quota	2	

### Gum Flat Ward

#### 4 candidates contesting 3 vacancies

Ballot Papers			First			Votes at		Count
Formal	Informal		Quota	Preference	Elected / Excluded	Election / Exclusion		
1735	15	0.9%	434	Votes				
BUTTON, Rodney				491	Elected 1	Quota	1	
CLIFT, Valma Sarah				349		386		
McFARLANE, John				424	Elected 3	Quota	2	
COOK, Jeff				471	Elected 2	Quota	1	





## **PART 3**

# **Local Government Activity Report 2002-2003**



# Contents

	<b>Page</b>
<b>Supplementary election timetable</b>	
1. <b>Certification of representation reviews</b>	145
2. <b>Supplementary elections</b>	147
3. <b>Filling of casual vacancies</b>	147
4. <b>Roll maintenance</b>	148
5. <b>Cost recovery</b>	148

# Tables

<b>Table</b>	<b>Description</b>	<b>Page</b>
1	Certified representation reviews & outcomes 2002-03	145
2	Supplementary election summary 2001-02 & 2002-03	149
3	Elections in chronological order	150
4	Candidate alphabetical listing	151
5	Supplementary election results in alphabetical order	153

# SUPPLEMENTARY ELECTION TIMETABLE

## Legislative provisions for supplementary elections

*A contested supplementary election normally takes 12 weeks to complete from roll closure until election day, however allowances may be required for holiday periods*

<p style="text-align: center;"><b>CLOSE OF THE ROLL</b></p> <p>On the date fixed for roll close by the proclamation or notice fixing polling day [s15(7)(b)] This date must not be less than 8 weeks before polling day [s15(9)]</p>
<p style="text-align: center;"><b>Public notice inviting nominations</b></p> <p>No later than 21 days before the day on which nominations close [s18(b)]</p>
<p style="text-align: center;"><b>NOMINATIONS OPEN</b></p> <p>No earlier than 21 days before the day nominations close [s19(4)]</p>
<p style="text-align: center;"><b>CLOSE OF NOMINATIONS</b></p> <p>12 noon on the day appointed by the Returning Officer, not less than 21 days before polling day [s23(b)]</p>
<p style="text-align: center;"><b>Draw for position of names of candidates on ballot papers</b></p> <p>Immediately after the close of nominations [s29(2)(3)]</p>
<p style="text-align: center;"><b>Public notice of nominations received and notice in writing to candidates</b></p> <p>Within 14 days of close of nominations [s26(1)(2)]</p>
<p style="text-align: center;"><b>Mail-out of ballot packs to electors</b></p> <p>As soon as practicable after 21 days and not later than 14 days before polling day [s39(1)]</p>
<p style="text-align: center;"><b>Public notice of place for vote counting</b></p> <p>No later than 7 days before polling day [s30(2)]</p>
<p style="text-align: center;"><b>POLLING DAY - CLOSE OF VOTING</b></p> <p>12 noon on a day fixed by public notice by the Returning Officer [s6(6)(8)]</p>
<p style="text-align: center;"><b>Provisional declaration</b></p> <p>Immediately after the count is completed [s48(1)(c)]</p>
<p style="text-align: center;"><b>Written advice to candidates notifying election results</b></p> <p>Immediately after the conclusion of the election [s50(3)(a)]</p>
<p style="text-align: center;"><b>PUBLIC NOTICE OF ELECTION RESULTS</b></p> <p>Within one month of the conclusion of the election [s50(3)(b)]</p>

Section references refer to appropriate section of the Local Government (Elections) Act 1999.

# Local Government Activity Report 2002-2003



## 1. CERTIFICATION OF REPRESENTATION REVIEWS

At least once every six years, a council is required to conduct a review into:

- the composition of the council;
- the issue of the division or potential division of the council area into wards [Local Government Act s12(4)].

The council must give notice in the *Gazette* of their intention to conduct a review and ensure compliance with requirements prescribed in the Local Government Act ss12, 26, 33. A report is then prepared by council and submitted to the Electoral Commissioner who, if satisfied the criteria have been met, will issue a certificate of compliance or refer the matter back to council.

During 2002-03, forty one elector representation reviews were submitted to the Electoral Commissioner and compliance certificates were issued.

Final gazettal date for elector representation reviews was 12 December 2002 and certified representation arrangements took effect from 12 May 2003, five months after the date of publication in the *Gazette*.

**TABLE 1 CERTIFIED REPRESENTATION REVIEWS & OUTCOMES 2002-03**

<b>Council</b>	<b>Wards</b>	<b>Recommendations</b>
Adelaide Hills Council	5	Retain mayor and 12 elected members. Boundary adjustments to all wards.
Alexandrina Council	5	Retain mayor; increase elected members from 10 to 11; reduce wards from 7 to 5.
District Council of Barunga West	No	Retain 10 elected members including chairman; abolish wards.
Berri Barmera Council	No	Retain status quo: mayor and 10 elected members.
City of Charles Sturt	10	Retain mayor and 20 elected members. Boundary adjustments to 5 of the 10 wards; name changes for 2 wards.
Clare & Gilbert Valleys Council	No	Retain mayor; reduce elected members from 11 to 9; abolish wards.
District Council of the Copper Coast	4	Retain status quo: mayor and 10 elected members. Boundary adjustments to 3 of the 4 wards.
District Council of Elliston	No	Retain 8 elected members including chairman; abolish wards.
District Council of Grant	3	Introduce mayor to replace chairman; reduce elected members from 11 to 9. Reduce wards from 6 to 3.
City of Holdfast Bay	4	Retain mayor and 12 elected members. Minor boundary adjustments to all wards.
Kangaroo Island Council	No	Retain status quo: mayor and 9 elected members.
District Council of Karoonda East Murray	4	Retain mayor and 8 elected members. Boundary adjustments to 3 of the 4 wards.
District Council of Kimba	No	Retain status quo: 7 elected members including chairman.
Kingston District Council	4	Retain 11 elected members including chairman; reduce wards from 5 to 4.

TABLE 1 Cont'd CERTIFIED REPRESENTATION REVIEWS AND OUTCOMES 2002-03

<b>Council</b>	<b>Wards</b>	<b>Recommendations</b>
Light Regional Council	4	Retain mayor and 10 elected members; members to increase by one in one ward and decrease by one in another ward. Boundary adjustments to 3 of the 4 wards.
District Council of Loxton Waikerie	No	Retain status quo: mayor and 12 elected members.
District Council of Mallala	4	Retain 11 elected members including chairman. Boundary adjustments to 3 of the 4 wards.
City of Marion	4	Retain mayor and 12 elected members. Boundary changes to 2 of the 4 wards.
Mid Murray Council	5	Retain mayor and 11 elected members. Boundary changes to all wards.
City of Mount Gambier	2	Reduce elected members from 3 area councillors and 8 ward councillors to 10 ward councillors, 5 each ward. Reduce wards from 4 to 2.
District Council of Mount Remarkable	4	Reduce elected members from 9 to 7 including chairman; re-divide the current 4 wards based on topography; ward names changed accordingly.
Naracoorte Lucindale Council	No	Retain mayor and 10 elected members. Abolish wards.
Northern Areas Council	4	Retain 9 elected members including chairman. Minor boundary adjustments to 2 of the 4 wards.
City of Norwood, Payneham & St Peters	7	Retain mayor and 15 elected members. Boundary adjustments to 3 of the 7 wards; name changes to 2 of the wards.
City of Onkaparinga	5	Retain mayor, 20 elected members; reduce wards from 9 to 5 each represented by 4 elected members.
District Council of Orroroo/Carrieton	No	Retain status quo: 9 elected members including chairman.
District Council of Peterborough	No	Retain status quo: mayor and 8 elected members.
City of Playford	6	Retain mayor and 15 elected members. Boundary adjustments to all 6 wards.
City of Port Adelaide Enfield	7	Retain mayor; increase elected members from 16 to 17. Minor boundary adjustments to 5 of the 7 wards.
Corporation of the City of Port Augusta	No	Retain mayor and 9 elected members. Abolish wards.
Renmark Paringa Council	No	Retain mayor; reduce number of elected members from 10 to 8. Change council name.
City of Salisbury	8	Retain mayor and 16 elected members. Minor boundary adjustments to all wards
Southern Mallee District Council	4	Reduce elected members from 10 to 9 including the chairman. Reduce wards from 5 to 4; 2 wards remain unaltered, with boundary adjustments to the remaining wards.
District Council of Streaky Bay	2	Retain 8 elected members including chairman. Boundary adjustments to wards.
City of Tea Tree Gully	6	Retain mayor and 12 elected members. Boundary adjustments to 2 of the 6 wards.
Wakefield Regional Council	5	Retain status quo: mayor and 11 elected members.
Corporation of the Town of Walkerville	3	Retain mayor and 9 elected members. Boundary adjustments to 2 wards.
Wattle Range Council	4	Retain status quo: mayor and 11 elected members. Ward boundaries to remain unaltered.
City of West Torrens	7	Retain mayor and 14 elected members. Minor boundary adjustments to all wards.
District Council of Yankalilla	4	Retain 9 elected members including chairman. Reduce wards from 6 to 4.
District Council of Yorke Peninsula	3	Retain mayor; reduce elected members from 15 to 11. Boundary adjustments to all wards.

## 2. SUPPLEMENTARY ELECTIONS

The Electoral Commissioner is the returning officer for council elections and council initiated polls in South Australia under the City of Adelaide Act Schedule 1 and the Local Government (Elections) Act.

Councils advise the returning officer as soon as a vacancy occurs and if a policy does not exist for the deferral of an election, a supplementary election is required to commence as soon as practicable.

The Electoral Commissioner may appoint appropriate deputy returning officers and electoral officers to adhere to documented procedures and protocols under a delegated framework.

The deputy returning officer also has authority to appoint electoral officers to assist with specific electoral duties.

Fourteen supplementary elections were administered during the year.

Four options for election conduct were offered to council for the conduct of supplementary elections under a delegated framework:

Election conduct options		No. elections utilising each option 2002-03
SEO	SEO conducts the election in its entirety.	7
CNCL	Council conducts the election in its entirety under delegation to the local deputy returning officer.	1
SEO/AEC	SEO prepares and places statutory notices; corresponds with council CEO and candidates; prepares, prints and mails-out ballot material to electors; AEC undertakes all other election functions	2
SEO/CNCL	SEO prepares and places statutory notices; prepares, prints and mails out ballot material to electors; council undertakes all other election functions.	4

## 3. FILLING OF CASUAL VACANCIES

Provisions exist for the deferral of a supplementary election to fill a vacancy under certain circumstances.

- 3.1 Councils without a ward structure may adopt a policy not to fill a single vacancy until the next general election. If a subsequent vacancy occurs, a supplementary election **must** be held to fill all vacancies. These provisions do not extend to mayoral vacancies.

During the year, a casual vacancy occurred in the District Council of Kimba. However a policy had been adopted not to fill the vacancy until the next general election and it remained unfilled.

- 3.2 Vacancies occurring within five months of periodic elections may remain unfilled until these are held (LGEA s6). Five casual vacancies for the following councils remained vacant for this reason.

Council	Vacancy	Date Effective
City of Mount Gambier	South East Ward	17 January 2003
City of Salisbury	North Ward	31 January 2003
City of Victor Harbor	Area Councillor	4 February 2003
District Council of Loxton Waikerie	Area Councillor	19 February 2003
City of Tea Tree Gully	Pedare Ward	4 March 2003

- 3.3 The *Local Government (Access to Meetings and Documents) Amendment Act 2002* included a new s54 (2a) in the Local Government Act. It allows a sitting councillor, unsuccessfully contesting a supplementary election for a different office on council, to retain their former position if the vacancy occurs within five months of a polling day for a general election. Previously they would have lost office at the conclusion of that election.

#### 4. ROLL MAINTENANCE

The office supplies councils with:

- an extract file of roll additions, deletions and changes for each month;
- a file at the end of February and August containing the full roll for ongoing roll maintenance and for collecting enrolment statistics for elector representation reviews.

Following certification of the elector representation reviews, elector and address amendments were entered into the Roll Management System (RMANS) to ensure correct enrolments for the May periodic elections.

Following any election activities, HA return to sender mail is processed and forwarded to the Australian Electoral Commission roll maintenance section for roll update procedures and to commence objection proceedings. Any council voters roll return to sender mail is referred back to the council for remedial processing on their system. This provides for a continual update of the voters roll.

#### 5. COST RECOVERY

An amount of \$75 378.84 was recovered from councils for costs associated with the conduct of supplementary elections 2002-03.



TABLE 2 SUPPLEMENTARY ELECTION SUMMARY 2001-02 & 2002-03

		2001-02		2002-03	
		No.	%	No.	%
<b>COUNCILS WITH SUPPLEMENTARY ELECTIONS</b>		25		14	
<b>VOTERS ROLL</b>					
<b>Electors on roll</b>	HA	92591	83.2	38971	86.4
	Council Supplementary Roll	18763	16.8	6141	13.6
	<b>Total</b>	<b>111354</b>		<b>45112</b>	
<b>ELIGIBLE ELECTORS</b>					
<b>Contested elections</b>	Country	49298	44.3	29489	65.4
	Metro	52337	47.0	10079	22.3
	<b>Statewide</b>	<b>101635</b>	<b>91.3</b>	<b>39568</b>	<b>87.7</b>
<b>Non-contested elections</b>	Country	9719	8.7	5544	12.3
	Metro	0	0.0	0	0
	<b>Statewide</b>	<b>9719</b>	<b>8.7</b>	<b>5544</b>	<b>12.3</b>
<b>NOMINATIONS</b>					
<b>Candidates standing</b>	Male	54	73.0	30	83.3
	Female	20	27.0	6	16.7
	<b>Total</b>	<b>74</b>		<b>36</b>	
	In contested elections	68	91.9	31	86.1
	Elected unopposed	6	8.8	5	13.9
	<b>Total</b>	<b>74</b>		<b>36</b>	
<b>Ratio of candidates to positions*</b>		2.7:1		2.4:1	
<b>ELECTIONS</b>					
<b>Contested</b>	Mayoral	0		1	
	Area councillor	0		0	
	Councillor at large	2		3	
	Ward	18		4	
	<b>Total</b>	<b>20</b>		<b>8</b>	
<b>Uncontested</b>	Mayoral	0		0	
	Area councillor	0		0	
	Councillor at large	0		2	
	Ward	5		4	
	<b>Total</b>	<b>5</b>		<b>6</b>	
<b>MEMBERS through supplementary election processes</b>					
	Following contested election	21	77.8	10	62.5
	Elected unopposed	6	22.2	5	31.3
	Following appointment by council	-		1	6.2
	<b>Total</b>	<b>27</b>		<b>16</b>	
	<i>Female members elected/appointed</i>	6		3	
<b>TURNOUT</b>					
	Country	19029	58.9	14663	82.9
	Metro	13279	41.1	3019	17.1
	<b>Statewide</b>	<b>32308</b>		<b>17682</b>	

\* Excludes council nominee in Southern Mallee DC, 2002

**TABLE 3 ELECTIONS IN CHRONOLOGICAL ORDER**

<i>Council Name - Election Type</i>	<i>Admin Agency</i>	<i>Election Date</i>	<i>Ratio of Candidates to Vacancy</i>	<i>Number of Electors On Roll</i>	<i>Contested Elections</i>	<i>Returned Ballot Material</i>	<i>Voter Turnout %</i>
<b>Southern Mallee District Council</b> - Scales Ward *	SEO	16 Sep 2002	0:1	379	0	0	0.0
<b>District Council of Tumby Bay</b> - Area Councillor	CNCL	16 Sep 2002	4:2	2396	2396	1424	59.4
<b>District Council of Mount Remarkable</b> - Appila Ward	SEO	14 Oct 2002	1:1	588	0	0	0.0
<b>Corporation of the City of Port Augusta</b> - West Ward	SEO/ CNCL	14 Oct 2002	1:1	920	0	0	0.0
<b>District Council of Grant</b> - North West Ward	AEC	14 Oct 2002	1:1	1208	0	0	0.0
<b>The Flinders Ranges Council</b> - Area Councillor	SEO/ CNCL	14 Oct 2002	1:1	1524	0	0	0.0
<b>District Council of Orroroo/Carrieton</b> - Area Councillor	SEO	14 Oct 2002	1:1	925	0	0	0.0
<b>District Council of Streaky Bay</b> - Eyre Ward	SEO/ CNCL	18 Nov 2002	4:1	1015	1015	461	45.4
<b>The Rural City of Murray Bridge</b> - Monarto Ward	SEO/ CNCL	18 Nov 2002	3:1	4316	4316	1223	28.3
<b>City of Burnside</b> - Kensington Gardens & Magill Ward	SEO	16 Dec 2002	6:1	6072	6072	1836	30.2
<b>City of Mount Gambier</b> - Mayor	AEC	16 Dec 2002	3:1	16699	16699	8995	53.9
<b>District Council of Franklin Harbour</b> - Area Councillor	SEO	16 Dec 2002	3:1	1170	1170	679	58.0
<b>City of Norwood, Payneham &amp; St Peters</b> - Payneham Ward	SEO	17 Feb 2003	2:1	4007	4007	1183	29.5
<b>District Council of Lower Eyre Peninsula</b> - Area Councillor	SEO	17 Feb 2003	6:2	3893	3893	1881	48.3
<b>TOTAL</b>				<b>45112</b>	<b>39568</b>	<b>17682</b>	

\* - CA - Councillor appointed due to no nominations received for the vacancy - *Local Government (Elections) Act 1999 s8*  
- No election required as candidate elected unopposed

**TABLE 4 CANDIDATE ALPHABETICAL LISTING**

<b>Candidate Name</b> <b>Ballot Paper Name</b>	<b>Council Name</b>	<b>Position</b>	<b>Elected</b>
Allen, John Wyatt <i>ALLEN, John</i>	City of Mount Gambier	Mayor	
Angel, Ann Margaret <i>ANGEL, Ann Margaret</i>	Southern Mallee District Council	Councillor - Scales Ward	<i>Council appointed</i>
Baker, Kaija Lisa <i>BAKER, Lisa</i>	District Council of Streaky Bay	Councillor - Eyre Ward	
Baker, Malcolm Stanley <i>BAKER, Malcolm</i>	District Council of Tumby Bay	Area Councillor	
Caruso, Mario <i>CARUSO, Mario</i>	City of Burnside	Councillor - Kensington Gardens & Magill Ward	
Cave, Paul Gerard <i>CAVE, Paul</i>	District Council of Tumby Bay	Area Councillor	Elected
Cheeseman, Wayne Dean <i>CHEESEMAN, Wayne</i>	The Rural City of Murray Bridge	Councillor - Monarto Ward	
Coleman, Mark Hugh <i>COLEMAN, Mark</i>	City of Burnside	Councillor - Kensington Gardens & Magill Ward	
Cornish, Peter William <i>CORNISH, Peter</i>	City of Burnside	Councillor - Kensington Gardens & Magill Ward	
Cotton, Karen Ann <i>COTTON, Karen</i>	District Council of Streaky Bay	Councillor - Eyre Ward	
Curtis, Craig Daniel <i>CURTIS, Craig</i>	District Council of Tumby Bay	Area Councillor	
Duke, Kevin John <i>DUKE, Kevin</i>	City of Norwood, Payneham & St Peters	Councillor - Payneham Ward	Elected
Gosling, Phillip Roy <i>GOSLING, Phillip</i>	District Council of Streaky Bay	Councillor - Eyre Ward	
Headon, Alan John <i>HEADON, Alan John</i>	District Council of Mount Remarkable	Councillor - Appila Ward	Elected
Hignett, Kay <i>HIGNETT, Kay</i>	City of Burnside	Councillor - Kensington Gardens & Magill Ward	
Hill, Maxwell John <i>HILL, Max</i>	District Council of Lower Eyre Peninsula	Area Councillor	
Holman, Wendy Jennifer <i>HOLMAN, Wendy</i>	District Council of Lower Eyre Peninsula	Area Councillor	Elected
Hull, Geoffrey Victor <i>HULL, Geoff</i>	District Council of Streaky Bay	Councillor - Eyre Ward	Elected
Jackson, Gavin Frederick <i>JACKSON, Gavin</i>	District Council of Franklin Harbour	Area Councillor	Elected
Jacobsen, James Webster <i>JACOBSEN, Jim</i>	City of Burnside	Councillor - Kensington Gardens & Magill Ward	
James, Brenton William <i>JAMES, Brenton</i>	District Council of Grant	Councillor - North West Ward	Elected
Johnson, Frank Camac <i>JOHNSON, Frank</i>	District Council of Lower Eyre Peninsula	Area Councillor	
Kroes, Edith Anne <i>KROES, Edith Anne</i>	City of Port Augusta	Councillor - West Ward	Elected
McFarlane, Robert Heath <i>McFARLANE, Rob</i>	District Council of Franklin Harbour	Area Councillor	

<b>Candidate Name</b> <b>Ballot Paper Name</b>	<b>Council Name</b>	<b>Position</b>	<b>Elected</b>
Murray, Leon Patey <i>MURRAY, Leon</i>	District Council of Lower Eyre Peninsula	Area Councillor	Elected
Nelsen, Peter Morris <i>NELSEN, Peter Morris</i>	The Rural City of Murray Bridge	Councillor - Monarto Ward	
Obst, Corey Douglas <i>OBST, Corey</i>	City of Burnside	Councillor - Kensington Gardens & Magill Ward	Elected
Pearson, Hugh Hamilton <i>PEARSON, Hugh</i>	City of Mount Gambier	Mayor	
Pedler, Paul Boyd <i>PEDLER, Paul</i>	District Council of Lower Eyre Peninsula	Area Councillor	
Perryman, Steven Allan <i>PERRYMAN, Steve</i>	City of Mount Gambier	Mayor	Elected
Shackelford, Murray William <i>SHACKLEFORD, Murray</i>	District Council of Orroroo/Carrieton	Area Councillor	Elected
Stirling, Graeme John <i>STIRLING, Graeme</i>	District Council of Tumby Bay	Area Councillor	Elected
Thompson, Garry Colin <i>THOMPSON, Garry</i>	The Flinders Ranges Council	Area Councillor	Elected
Trotman, Wesley Robert <i>TROTMAN, Wesley</i>	District Council of Lower Eyre Peninsula	Area Councillor	
Wildman, Alfred Frank <i>WILDMAN, Alfred F.</i>	District Council of Franklin Harbour	Area Councillor	
Williams, Michael Allen <i>WILLIAMS, Mike</i>	The Rural City of Murray Bridge	Councillor - Monarto Ward	Elected
Winderlich, David Nicholas <i>WINDERLICH, David</i>	City of Norwood, Payneham & St Peters	Councillor - Payneham Ward	

**TABLE 5 SUPPLEMENTARY ELECTION RESULTS IN ALPHABETICAL ORDER**

CITY OF BURNSIDE			Kensington Gardens and Magill Ward			Election Date	16.12.2002
<i>Number on roll</i>			<i>Ballot Papers</i>				
<i>HAR</i>	<i>CVR</i>	<i>Total</i>	<i>Formal</i>	<i>Informal</i>		<i>Quota</i>	<i>Turnout %</i>
5258	814	6072	1744	7	0.4%	873	30.2
<b>6 candidates contesting 1 vacancy</b>			<b>First Preference</b>		<b>Votes at</b>		
			<b>Votes</b>	<b>Elected/Excluded</b>		<b>Election/Exclusion</b>	<b>Count</b>
JACOBSEN, Jim			394	Excluded		452	9
OBST, Corey			516	Elected		738	14
CARUSO, Mario			343			595	
CORNISH, Peter			54	Excluded		54	2
HIGNETT, Kay			189	Excluded		196	3
COLEMAN, Mark			248	Excluded		286	5

THE FLINDERS RANGES COUNCIL			Area Councillor			Election Date	14.10.02
<i>Number on roll</i>							
<i>HAR</i>	<i>CVR</i>	<i>Total</i>					
1187	337	1524					
<b>1 candidate contesting 1 vacancy</b>							
THOMPSON, Garry			Elected unopposed				

DISTRICT COUNCIL OF FRANKLIN HARBOUR			Area Councillor			Election Date	16.12.2002
<i>Number on roll</i>			<i>Ballot Papers</i>				
<i>HAR</i>	<i>CVR</i>	<i>Total</i>	<i>Formal</i>	<i>Informal</i>		<i>Quota</i>	<i>Turnout %</i>
882	288	1170	668	0	0%	335	58.0
<b>3 candidates contesting 1 vacancy</b>			<b>First Preference</b>		<b>Votes at</b>		
			<b>Votes</b>	<b>Elected/Excluded</b>		<b>Election/Exclusion</b>	<b>Count</b>
McFARLANE, Rob			198	Excluded		198	2
WILDMAN, Alfred F.			220			288	
JACKSON, Gavin			250	Elected		336	2

DISTRICT COUNCIL OF GRANT			North West Ward			Election Date	14.10.2002
<i>Number on roll</i>							
<i>HAR</i>	<i>CVR</i>	<i>Total</i>					
1015	193	1208					
<b>1 candidate contesting 1 vacancy</b>							
JAMES, Brenton			Elected unopposed				

DISTRICT COUNCIL OF LOWER EYRE PENINSULA			Area Councillor			Election Date	17.02.2003
<i>Number on roll</i>			<i>Ballot Papers</i>				
<i>HAR</i>	<i>CVR</i>	<i>Total</i>	<i>Formal</i>	<i>Informal</i>		<i>Quota</i>	<i>Turnout %</i>
2877	1016	3893	1815	16	0.9%	606	48.3
<b>6 candidates contesting 2 vacancies</b>			<b>First Preference</b>		<b>Votes at</b>		
			<b>Votes</b>	<b>Elected/Excluded</b>		<b>Election/Exclusion</b>	<b>Count</b>
TROTMAN, Wesley			212	Excluded		295	9
MURRAY, Leon			357	Elected		508	16
HILL, Max			140	Excluded		151	5
JOHNSON, Frank			105	Excluded		107	3
HOLMAN, Wendy			641	Elected		641	1
PEDLER, Paul			360			501	

CITY OF MOUNT GAMBIER			Mayor			Election Date	16.12.2002
<i>Number on roll</i>			<i>Ballot Papers</i>				
<i>HAR</i>	<i>CVR</i>	<i>Total</i>	<i>Formal</i>	<i>Informal</i>		<i>Quota</i>	<i>Turnout %</i>
15987	712	16699	8727	13	0.1%	4364	53.9
<b>3 candidates contesting 1 vacancy</b>			<b>First Preference</b>		<b>Votes at</b>		
			<b>Votes</b>	<b>Elected/Excluded</b>		<b>Election/Exclusion</b>	<b>Count</b>
PEARSON, Hugh			1268	Excluded		1268	2
PERRYMAN, Steve			4168	Elected		4551	2
ALLEN, John			3291			3734	

DISTRICT COUNCIL OF MOUNT REMARKABLE			Appila Ward			Election Date	14.10.2002
<i>Number on roll</i>							
<i>HAR</i>	<i>CVR</i>	<i>Total</i>					
459	129	588					
<b>1 candidate contesting 1 vacancy</b>							
HEADON, Alan John			Elected unopposed				

THE RURAL CITY OF MURRAY BRIDGE			Monarto Ward			Election Date	18.11.2002
<i>Number on roll</i>			<i>Ballot Papers</i>				
<i>HAR</i>	<i>CVR</i>	<i>Total</i>	<i>Formal</i>	<i>Informal</i>		<i>Quota</i>	<i>Turnout %</i>
3646	670	4316	1157	8	0.7%	579	28.3
<b>3 candidates contesting 1 vacancy</b>			<i>First Preference</i>			<i>Votes at</i>	
			<i>Votes</i>	<i>Elected/Excluded</i>		<i>Election/Exclusion</i>	<i>Count</i>
CHEESEMAN, Wayne			251	Excluded		251	2
WILLIAMS, Mike			507	Elected		575	2
NELSEN, Peter Morris			399			485	

CITY OF NORWOOD, PAYNEHAM & ST PETERS			Payneham Ward			Election Date	17.02.2003
<i>Number on roll</i>			<i>Ballot Papers</i>				
<i>HAR</i>	<i>CVR</i>	<i>Total</i>	<i>Formal</i>	<i>Informal</i>		<i>Quota</i>	<i>Turnout %</i>
3194	813	4007	1109	11	1.0%	555	29.5
<b>2 candidates contesting 1 vacancy</b>			<i>First Preference</i>			<i>Votes at</i>	
			<i>Votes</i>	<i>Elected/Excluded</i>		<i>Election/Exclusion</i>	<i>Count</i>
DUKE, Kevin			658	Elected		658	1
WINDERLICH, David			451			451	

DISTRICT COUNCIL OF ORROROO/CARRIETON			Area Councillor			Election Date	14.10.2002
<i>Number on roll</i>							
<i>HAR</i>	<i>CVR</i>	<i>Total</i>					
747	178	925					
<b>1 candidate contesting 1 vacancy</b>							
SHACKLEFORD, Murray			Elected unopposed				

CORPORATION OF THE CITY OF PORT AUGUSTA			West Ward			Election Date	14.10.2002
<i>Number on roll</i>							
<i>HAR</i>	<i>CVR</i>	<i>Total</i>					
807	113	920					
<b>1 candidate contesting 1 vacancy</b>							
KROES, Edith Anne			Elected unopposed				

SOUTHERN MALLEE DISTRICT COUNCIL			Scales Ward			Election Date	16.09.2002
<i>Number on roll</i>							
<i>HAR</i>	<i>CVR</i>	<i>Total</i>					
278	101	379					
<b>0 candidates contesting 1 vacancy</b>							
ANGEL, Ann Margaret			Council Appointed				

DISTRICT COUNCIL OF STREAKY BAY			Eyre Ward			Election Date	18.11.2002
<i>Number on roll</i>			<i>Ballot Papers</i>				
<i>HAR</i>	<i>CVR</i>	<i>Total</i>	<i>Formal</i>	<i>Informal</i>		<i>Quota</i>	<i>Turnout %</i>
629	386	1015	450	5	1.1%	226	45.4
<b>4 candidates contesting 1 vacancy</b>			<i>First Preference</i>			<i>Votes at</i>	
			<i>Votes</i>	<i>Elected/Excluded</i>		<i>Election/Exclusion</i>	<i>Count</i>
GOSLING, Phillip			79	Excluded		92	3
COTTON, Karen			128			186	
BAKER, Lisa			69	Excluded		69	2
HULL, Geoff			174	Elected		220	4

DISTRICT COUNCIL OF TUMBY BAY			Area Councillor		Election Date		16.09.2002
<i>Number on roll</i>			<i>Ballot Papers</i>				
<i>HAR</i>	<i>CVR</i>	<i>Total</i>	<i>Formal</i>	<i>Informal</i>		<i>Quota</i>	<i>Turnout %</i>
2005	391	2396	1349	23	1.7%	450	59.4
<b>4 candidates contesting 2 vacancies</b>			<b>First Preference</b>		<b>Votes at</b>		
			<b>Votes</b>	<b>Elected/Excluded</b>		<b>Election/Exclusion</b>	<b>Count</b>
			613	Elected		613	1
			174			281	
			186	Excluded			3
			376	Elected		549	3